

## CERTIFIED ACCESSORIES



# Add value to your investments with AGI Westeel certified accessories

Each accessory has been rigorously designed or selected by AGI Westeel engineers to work perfectly with your AGI Westeel engineered bin and add to its overall performance. Better still, when installed correctly, their use protects your bins structural integrity as well as your AGI Westeel warranty. Consider them your best assurance for years of trouble-free performance and peace of mind. All AGI Westeel products are designed to applicable codes and jurisdictional requirements.

## Bin Accessibility

### Circular stairs

AGI Westeel's spiral staircase makes it easy to access the bin's roof and inspection hatch safely. The top platforms can be installed at a full tier height location or a half tier height location. Our stair treads are a full 24" wide and stairs are spaced at six per bin tier, making accessibility easier. Sure footing is promoted through raised grips on every step, which also assists with proper drainage.



### Platforms

A number of platform packages are available for your AGI Westeel bin. Our interbin platform allows you to access two bins from the top of a single staircase, while the double-wide platform will enable access to both the bin roof and inspection hatch with ease. Also available are the peak platforms and stand-off platforms that can be installed anywhere along the bin's sidewall staircase to provide conveniently placed rest and work areas.



### Ladders & safety cages and fall restraint systems

When grain bin accessibility and safety are a concern, AGI Westeel has a choice of solutions. AGI Westeel's ladders are designed for both stability and safety. With a continuous rail system and precision manufacturing, you can rely on the security of your bin ladder. When paired with AGI Westeel's safety cage or a fall restraint system, your peace-of-mind and safety needs are met.



### Roof stairs

Roof stairs can be installed to the left or right of the inspection hatch to provide easier and safer access to the bin's roof cap and eaves. The roof stair package comes complete with a handrail as well as a mid rail for additional safety. The stairs are the same as found on AGI Westeel's spiral staircase and feature a raised grip for sure footing and proper drainage.



# Flooring, circulation & foundations

## Lock-n-Load floor system

AGI Westeel's premium aeration option, the Lock-n-Load floor system, delivers maximum performance when you require full volume conditioning or natural air drying of your grain or oilseed crops. The system can be easily installed in all new and existing Series 14', through Series 60' AGI Westeel bins. The system's unique use of multiple flashing, complete with appropriate hardware, provides a better seal at the bin's edge and reduces installation time. Additionally, AGI Westeel's Lock-n-Load floor system features a uniquely perforated flashing (which permits aeration near the bin wall) and full width perforation on the floor planks. The result is improved airflow circulation to the entire grain mass with no dead spots.

AGI Westeel's floor aeration systems provide enhanced performance, strength and long-term value for the protection of your valuable crops. Because AGI Westeel manufactures them, they install easily in your new or existing Westeel bin and come complete with all required hardware. More important, they are fully tested and warranted by AGI Westeel, thereby offering the greatest protection for your storage investment.

## Supports up to 100 feet of grain depth

Completely re-engineered, Westeel's all-new Lock-n-Load floor system now delivers incredible strength with its robust embossment in the flashing and plank top surface. The uniquely shaped support in the plank increases the structural strength and overall stability, resulting in a stronger floor that handles grain with up to 100 feet of grain depth.

## Significantly easier, faster assembly

The floor planks have a 10" width, which effectively cuts down the number of planks and assembly parts required by over 40%. Assembly is made easier by eliminating the need to play with the planks and supports to lock them in place: a strong support base is created by simply laying the planks over the supports. Finally, AGI Westeel's computer assisted cutting process of all pieces ensures that everything fits together effortlessly, just as it should. If you've ever assembled an aeration floor before, you'll love how easily and quickly, this floor installs.

## Improved airflow for enhanced aeration

The more open design of the floor's supports provides for significantly improved air movement beneath the floor, increasing the total volume of air pushed through the grain mass. The planks themselves are available with two sizes of perforation: 0.050 MM for small grains and 0.094 MM for large grains. Their smooth top surface makes for easier clean-out and permits the use of bin sweeps.

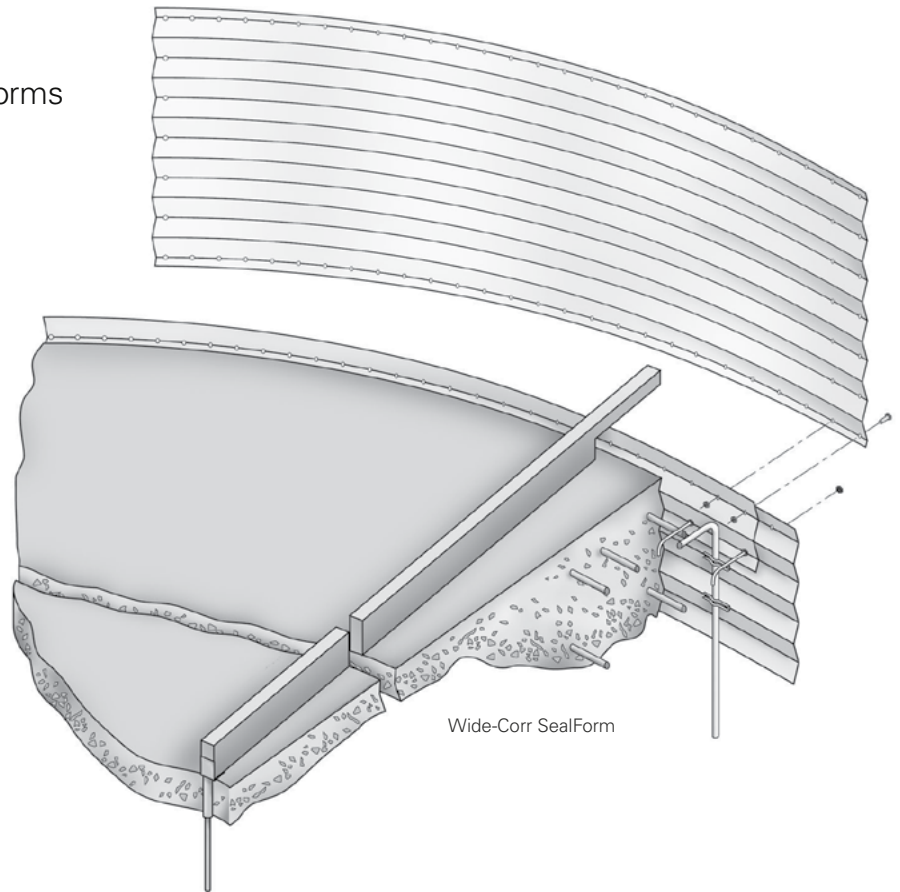




# Foundations

## Sealform concrete foundation forms

SealForm is a foundation forming system that will save you both time and effort in the construction of your bin, as well as improve your bin's overall moisture protection. Unlike conventional methods of building a bin foundation, SealForm uses a revolutionary vertical sealing system that joins the bin's wall sheets directly to the form wall sheet. The result is a better seal between the bin and the foundation for significantly improved protection against moisture and insect migration.





# Aeration

## Half Round aeration systems

AGI Westeel's Half Round aeration systems provide an economical solution for adding aeration to your new or existing bin. Available in both an in-line and a "V" shaped configuration, the half round system features galvanized steel ducts that are corrugated for strength.

## Roof vents

Important for ensuring proper air flow and preventing blowing snow or rain from entering the bin (one of the most common reasons for grain spoilage), Westeel roof vents have been specially designed to fit your AGI Westeel grain bin. The roof vents allow moisture laden air to efficiently leave the bin without the need of having to climb onto the roof to open the hatches. AGI Westeel vents are easy to install, and upon request, AGI Westeel roof sheets can have the vent opening factory cut with a flanged ridge that easily sheds moisture. The goose-neck style vent is available with either  $\frac{3}{4}$ " or 1" mesh screen to help prevent birds from entering the bin.



# Fans

## More pressure and air-flow for better grain quality

AGI produces market-leading grain conditioning and aeration equipment for on-farm and commercial applications. Our unique grain conditioning lineup features axial fans, low speed, high speed and in-line centrifugal fans to suit your operation and enhance your grain conditioning process. Our direct drive, rugged steel housings, and non-overloading, vibration-proof fan wheels enhance performance and durability.

### Low speed and high speed centrifugal fans

AGI centrifugal fans are ideal for commercial grain storage applications where high static pressures are required. Our direct drive, rugged steel housings, and non-overloading, vibration-proof fan wheels enhance performance and durability.

- Totally enclosed, fan-cooled, electric motors (TEFC)
- Precision-balanced wheel ensures maximum airflow and efficiency
- Adjustable feet on larger horsepower units allow the fan to be leveled on a concrete pad or support stand
- Aerodynamically designed inlet cone
- Weatherproof electrical controls
- High speed models available from 5 HP to 100 HP
- Low speed models available from 3 HP to 100 HP



### In-line centrifugal fans

AGI Westeel in-line centrifugal fans are designed to maximize airflow at low to medium static pressures in cereal grains. Our fans are built for performance and durability.

- Available in 3-15 HP sizes
- 18", 24", and 28" powder coated housing
- Precision balanced steel fan wheel ensures maximum airflow and efficiency
- Aerodynamically designed inlet cone
- Weatherproof electrical controls
- Air-over cooled motor (ODP)



# Side Draw and bin unloads

## Side Draw

AGI Westeel's Side Draw system is a common add-on to farm and commercial grain storage systems for truck, rail, auger or any other load-out needs. Available on AGI Westeel Wide Corr Centurion bin models, our Side Draw installation provides high-speed, economical unloading for your operation and includes baffles and 12" outlet with rack and pinion gate.



## EasyFlow2 bin unloads


AGI Westeel's EasyFlow2 Unload Systems are designed for the rigors of on-farm use and feature superior durability, strength and performance. Our unique unloads designed with an aggressive wheel tread pattern, adjustable backboard and unique fender, grain clean-out is made easy and efficient. The AGI EasyFlow2 unload lineup includes the Standard Output, High Output U-Trough or Tube unload systems to match your operation.

### Standard Output U-Trough unload

Available for bin sizes from 21' to 60' in diameter

**5,000 – 7,500 BPH**

- 11" U-trough complete with center and intermediate sumps and gates
- 1.5:1 double center gearbox with common, solid shaft
- 9" diameter, removable U-trough flight
- Molded sweep end wheel with 14.8:1 reduction gearbox
- 7" diameter sweep flight
- Electric horizontal powerhead
- Powder coat finish




## High Output U-Trough unload

Available for bin sizes from 24' to 60' in diameter

**6,800 – 9,000 BPH**

- 11" U-trough complete with center Emergency sump (E-sump)
  - 1.5:1 double center gearbox with common, solid shaft
  - 9" diameter, removable U-Trough flight
  - Moulded sweep end wheel with 14.8:1 reduction gearbox
  - 8.66" diameter sweep flight
  - Electric horizontal powerhead
  - Powder Coat finish
- **Finish:**
    - Galvanized coating on the main tube, gates and control rods
    - Powder Coat finish on remaining components



## Tube unload

Available for bin sizes from 24' to 60' in diameter

**8" | 3,000 BPH**

**10" | 5,000 BPH**

- 1.5:1 double center gearbox with common, solid shaft
- Molded sweep end wheel with 14.8:1 reduction gearbox
- Electric horizontal powerhead
- **Finish:**
  - Galvanized coating on main tube, gates and control rods
  - Powder Coat finish on remaining components







**WESTEEL is an AGI Brand.**

AGI is a leading provider of equipment solutions for agriculture bulk commodities including seed, fertilizer, grain, and feed systems with a growing platform in providing equipment and solutions for food processing facilities. AGI has manufacturing facilities in Canada, the United States, the United Kingdom, Brazil, India and Italy and distributes its products globally.

**AGI  WESTEEL**

**AGI Westeel Head Office** Box 792, Winnipeg, Canada R3C 2N5  
 204.233.7133 | 888.Westeel (937.8335) | [info@westeel.com](mailto:info@westeel.com) | [aggrowth.com/westeel](http://aggrowth.com/westeel)

AGGROWTH.COM    [aggrowthintl](http://aggrowthintl.com)        

0320