

VERTICAL TILLAGE

Farm King



MODEL VT3000





FARM KING VERTICAL TILLAGE

FARM KING PRODUCT CATEGORIES

Grain Handling

Tillage

Application Equipment

Hay Tools

Landscaping Equipment

Allied by Farm King
Commercial Equipment

THE QUALITY AND DURABILITY YOU'VE COME TO EXPECT FROM FARM KING IS NOW AVAILABLE IN A NEW LINE OF VERTICAL TILLAGE.

Farm King tillage equipment has been proven over hundreds of thousands of acres and those five decades of groundbreaking expertise have been used to develop the adaptable and rugged Farm King VT3000.

WWW.FARM-KING.COM

TIRES

- » FS24 380/55R16.5 radial tires, mainframe
- » 12.5L x 15 implement tires, wings

FRAME

- » 8" x 4" x 1/2" structural steel frame, mainframe
- » 6" x 4" x 1/2" structural steel frame, cross members

BLADE SIZE

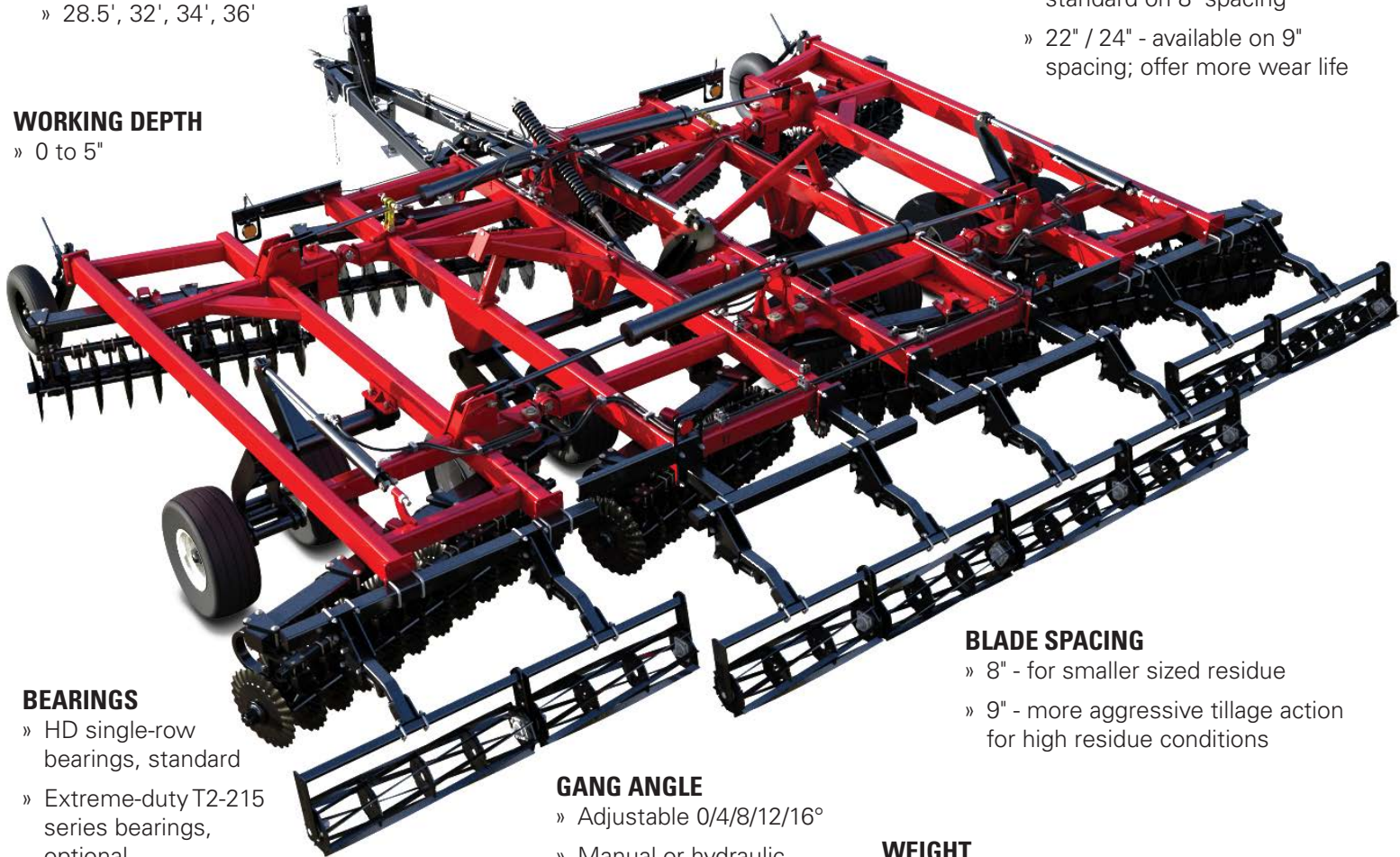
- » 20" - smaller diameter blades work best at shallow depth; standard on 8" spacing
- » 22" / 24" - available on 9" spacing; offer more wear life

WORKING WIDTHS

- » 28.5', 32', 34', 36'

WORKING DEPTH

- » 0 to 5"



BEARINGS

- » HD single-row bearings, standard
- » Extreme-duty T2-215 series bearings, optional

BLADE SPACING

- » 8" - for smaller sized residue
- » 9" - more aggressive tillage action for high residue conditions

GANG ANGLE

- » Adjustable 0/4/8/12/16°
- » Manual or hydraulic adjustable

WEIGHT

- » Heaviest in the industry at 800 lb/ft weight class

FINISHING ATTACHMENTS

- » Rolling baskets - 12" diameter, single spiral roller
- » Mounted harrows - 3-bar, 3/8" x 18" tines

YEAR-ROUND WORKHORSE



SPRING Use a shallow angle to prepare a seedbed. Lightly tilling the soil cuts and spreads residue evenly. This mix of soil and residue promotes decay while nutrients are brought forward. The opened soil surface lets in air flow which allows excess moisture to escape as well as aiding in the warming of the seedbed to promote rapid emergence.



FALL Use a more aggressive angle for maximum residue management. The VT3000 can be used ahead of or in place of primary tillage. It can also be used to clean up field edges, low spots, weed patches and ruts.



BLADES

SOILRAZOR™ VT BLADES

The Farm King VT3000 utilizes the SoilRazer™ VT blades with sawtooth edge. This heavy-duty blade stays sharp even as it wears due to its unique flute design. The shallow concavity sawtooth blades cut and capture even the toughest residue.

The SoilRazer delivers exceptional clod crushing abilities and actually becomes more aggressive as the cutting edge wears. When working in soft soil the SoilRazer penetrates deep to warm and dry the seedbed.


BLADE SPACING

The Farm King VT3000 is available with either 8" or 9" spacing which is unique in the industry. 8" spacing results in residue being cut / sized into smaller pieces. 9" spacing is more suitable when higher amounts of residue are present or deeper working depth is desired.

BLADE SIZE

All blades on the Farm King VT3000 are an impressive 1/4" (6.5 mm) thick, surpassing the industry standard of 1/5" (5 mm).

- » 20", standard, recommended for 8" spacing
- » 22", optional, recommended for 8" or 9" spacing
- » 24", optional, recommended for 9" spacing



ADJUSTABLE GANG ANGLE

The Farm King VT3000 is a highly adaptable vertical tillage tool offering a minimal gang angle for spring seedbed preparation and a more aggressive angle for fall tillage residue management. The VT3000 can be set at 0°, 4°, 8°, 12°, and 16° and is either mechanically or hydraulically

controlled so the ideal angle for the job ahead can be set without leaving the tractor cab.

- » Spring seedbed preparation - 0° / 4° / 8°
- » Fall tillage residue management - 8° / 12° / 16°

FEATURES



1

1 / TANDEM WALKING BEAM AXLE


Standard equipment on the main frame and wings, each walking beam pivots on greaseable bushings to improve weight distribution and stability when the implement is being transported and provides for uniform working depth by averaging out field variations.



2

2 / STONE-FLEX BEARING HANGERS

Gang style Vertical Tillage encourages each blade to cut / penetrate and continue rolling through tough residue where individually mounted blades / coulters will plug. Stone flex bearing hangers are perfect for absorbing shock loads at the higher working speeds of the VT3000: they react to both vertical and horizontal forces. Blade penetration is not compromised.



3

HEAVY-DUTY BEARINGS

Heavy-duty, single row bearings are standard equipment on the VT3000. Each bearing features the latest in seal technology to keep contamination out of the bearings and provide years of trouble free operation

3 / T2-215 TRUNNION MOUNTED BEARINGS


Exclusive to Farm King the T2-215 series bearings are trunnion mounted to provide positive alignment and handle gang shaft deflection that results from shock loads. Two 215 series ball bearings are positioned back-to-back within the oversized regreaseable housing. Each 215 bearing uses eleven 11/16" (17 mm) steel ball bearings and each T2-215 bearing unit is rated at 22,800 lb radial load rating at 33-1/3 rpm. Housing design makes it simple to remove gangs by removing one bolt per bearing housing.



4

4 / TRANSPORT

Standard hydraulic lockout valves prevent operation of either the lift or wing cylinders when the implement is being transported.



5

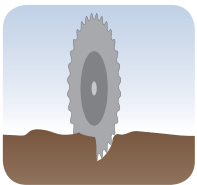
5 / FINISHING ATTACHMENTS

12" diameter rolling baskets are available to assist with breaking apart clods and root wads and aids in the mixing of soil and residue as well as the firming and leveling of the soil surface. Also available is the 3-bar mounted tine harrows featuring an adjustable rake angle and spring-loaded carrier arms.

CUSTOMIZE FOR YOUR SPECIFIC NEEDS

Every operation has its own unique set of conditions. The Farm King VT3000 provides many options and can be configured to best suit your specific needs. Varied results can be achieved by working shallow versus deeper, with smaller or wider blade spacing, smaller or larger blades, and by the angle of the gang.

ADJUST YOUR WORKING DEPTH



SHALLOW WORKING DEPTH:


1. To keep more stubble standing to trap snow and prevent air drill plugging; ideal for small grain crops.
2. Allows for a faster working speed.



DEEPER WORKING DEPTH:

1. A deeper working depth will move more soil vertically and allow a greater residue mix with the soil.
2. High-residue conditions
3. Improves ability to pull & chop up root balls

ADJUST YOUR GANG ANGLE



MINOR GANG ANGLE:

1. Ideal to warm / dry / prepare the seedbed in spring.
2. Disturbs the soil the least while leaving maximum residue on the surface.



GREATER GANG ANGLE:

1. Provides maximum ground penetration.
2. Mixing soil and crop residue together.
3. Fixing residue into the soil to minimize erosion

CHOICE OF BLADE SPACING

**EXCLUSIVE TO FARM KING:
CONFIGURATION WITH EITHER 8" OR 9" BLADE SPACING.**

8" BLADE SPACING:

1. For areas where smaller sized residue pieces are desired (4") and deep penetration is not required.
2. Closer blade spacing means less weight per blade.

9" BLADE SPACING:

1. Provides a more aggressive tillage action with more weight per blade.
2. Ideal for high residue conditions.

CHOICE OF BLADE SIZE

20" BLADES:

1. For areas where smaller sized residue pieces are desired (4") and deep penetration is not required.

22" / 24" BLADES:

1. Provides a more aggressive tillage action with more weight per blade.
2. Works better with 9" blade spacing

SPECIFICATIONS

MODEL	VT3000							
Blade spacing	8" (203 mm)				9" (230 mm)			
DIMENSIONS								
Width, working	28.5' (8.7)	32' (9.8 m)	34' (10.4 m)	36' (11.0 m)	28.5' (8.7)	32' (9.8 m)	34' (10.4 m)	36' (11.0 m)
Width, transport	17' 3" (5.3 m)	17' 3" (5.3 m)	17' 10" (5.4 m)	17' 10" (5.4 m)	17' 3" (5.3 m)	17' 3" (5.3 m)	17' 10" (5.4 m)	17' 10" (5.4 m)
Height, transport	12' 9" (3.9 m)	14' (4.3 m)	15' (4.6 m)	16' (4.9 m)	12' 9" (3.9 m)	14' (4.3 m)	15' (4.6 m)	16' (4.9 m)
Weight class	800 lb/ft class (1190 kg/m)				800 lb/ft class (1190 kg/m)			
Horsepower required	8 to 12 DBHP/foot (6 to 9 kW per 305 mm)				8 to 12 DBHP/foot (6 to 9 kW per 305 mm)			
Working depth	0 to 5" (0 to 127 mm)				0 to 5" (0 to 127 mm)			
Working speed	7 to 10 mph (11 to 16 km/hr)				7 to 10 mph (11 to 16 km/hr)			
STRUCTURE								
Frame, main frame	8" x 4" x 0.5" (203 x 102 x 12.7 mm)				8" x 4" x 0.5" (203 x 102 x 12.7 mm)			
Frame, cross member	6" x 4" x 0.5" (152 x 102 x 12.7 mm)				6" x 4" x 0.5" (152 x 102 x 12.7 mm)			
Bearings, standard	HD, single row bearings				HD, single row bearings			
Bearings, optional	T2-215 series				T2-215 series			
Gang angle, adjustable	0, 4, 8, 12, 16°				0, 4, 8, 12, 16°			
Gang shaft	1-15/16" (49 mm) high carbon steel				1-15/16" (49 mm) high carbon steel			
Gang shaft, factory torqued	3,200 ft-lb (4339 N-m)				3,200 ft-lb (4339 N-m)			
BLADES								
Blades, standard	20" x 1/4" (508 x 6.5 mm)				22" x 0.256" (560 x 7.8 mm)			
Blades, optional	22" x 1/4" (560 x 6.5 mm)				24" x 0.256" (610 x 7.8 mm)			
FEATURES								
Tires, main frame	FS24 380/55R16.5 radial tires				FS24 380/55R16.5 radial tires			
Tires, wing frame	12.5L x 15 implement tires				12.5L x 15 implement tires			
Depth control	3-cylinder series system c/w depth stop segments				3-cylinder series system c/w depth stop segments			
Hitch	Auto-leveling, spring loaded, adjustable to level implement front-to-rear				Auto-leveling, spring loaded, adjustable to level implement front-to-rear			
ATTACHMENTS								
Rolling baskets	12" diameter w/8-spiral flat bars				12" diameter w/8-spiral flat bars			
Tine harrows	3-bar mounted				3-bar mounted			

FEATURES & OPTIONS

STONE-FLEX BEARING HANGERS

- » Standard
- » Mounted onto the 6" x 4" x 3/8" gang beams

GAUGE WHEELS

SCRAPER

LED LIGHTING

ROLLING BASKETS

- » 12" diameter w/1-3/4" end shafts
- » 8 spiral flat bars, 1-1/2" x 1/4" high carbon steel
- » HD 1-5/8" disc style bearings
- » Reversible rollers - passive or aggressive mode
- » Adjustable spring tension mounting arms

MOUNTED HARROWS

- » 3-bar sections
- » 3/8" x 18" straight tines
- » Adjustable rake angle
- » Spring loaded carrier arms

See your Farm King dealer for all features and options and to find the ideal configuration for your unique operation.

www.farm-king.com



Farm King

For more information contact:

E-mail: info@buhler.com

www.farm-king.com

Equipment shown is subject to change without notice. ©2016 Buhler Trading Inc.
Printed in Canada. TSX:BUI Ref: 062016-3000-LM P/N: PVTILLAGE

bühler | *a division of Buhler Industries Inc.*