

S-tine harrows
Access/TLC/TLD/TLG



Seedbed Preparation in just one Pass



Kverneland Access

3.00m to 4.00m

Seedbed harrow for combination with heavy seed drills



The Access is an alternative to standard combinations offering high-output performance at a limited price.

With its strong design it can be combined with the heaviest seed drills of Kverneland Accord such as the i-drill or Optima HD.



The seed drills Kverneland Accord i-drill and s-drill PRO are directly integrated on the headstock of the Access in order to reduce the power requirement for lifting even with large hopper capacities (1800 litres).

Precision seed drills can be mounted by hitch to enable easy disconnection if requested.



The Kverneland Access is equipped with 2 or 3 rows of straight tines 45x10mm or levelling tines 45x10mm (2 rows only) for a well-crumbed and levelled seedbed. With 3 rows the large distance between the first and second row (330mm instead of 200mm) ensures a smooth soil flow even with plant residues.

The models with 2 rows of tines can be equipped with a straight levelling bar or a hydraulic Clod Board.



The working depth is adjusted by means of a pin and hole system or by parallelogram. This system is used when the coulter bar is mounted on the roller (as for example with the i-drill) for a constant depth control regardless any unevenness of the field.



Wide choice of accessories

A wide choice of accessories and rollers are available for perfect adjustment to the various seed drills and soil conditions.





Technical specifications:

Working width (m)		3.00	3.50	4.00
max. power allowed (HP)		180	200	220
2 rows	Tine distance with straight tines (mm)	162	155	163
	Number of straight tines	18	22	24
	Tine distance with levelling tines (mm)	302	296	289
	Number of levelling tines	18	22	26
3 rows	Tine distance with straight tines (mm)	145	155	150
	Number of tines	20	22	26
Frame	Front beam	100 x 60 x 6mm		
	Rear beam	120 x 80 x 8mm		
Weight (kg) for Access 3 rows	Packer roller ø 500mm	961	1054	1159
	Packer roller ø 585mm	1088	1197	1319
	Cage roller ø 550mm (not compatible with i-drill and mc-drill)	810	882	963
	Flexline roller ø 585mm	1191	1316	1453
	Actipack roller ø 560mm with knives (not compatible with i-drill and mc-drill)	1186	1321	1533
Type of tines	Straight or levelling tines 45 x 10mm			
Accessories	Triangle Accord, Hydrolift, track eradicator, transmission, support track markers			
Compatible seed drills	i-drill w/o CX Ultra, DF-1, DA, m-drill, m-drill pro, mc-drill PRO, Optima, Optima HD, s-drill, s-drill PRO			

Kverneland TLC/TLD

Working widths from 4.50m to 9.10m



Thanks to its excellent weight distribution, precise depth control and optimum ability to follow ground contours the Kverneland TLC and TLD seedbed combinations produce a perfect seedbed in all types of soil.

The finer soil particles are deposited in the lower level of the tilth to promote rapid and uniform germination and also to prevent loss of moisture whilst the coarser clods are kept on the surface in order to reduce the risk of surface capping.

Robust chassis

The Kverneland TLC and TLD are designed with a robust three-section foldable chassis, which helps to limit the overall transport height of the machine. Whatever the model, the transport width is less than 2.50m.

Two chassis are available, depending on the working width:

- 80 x 80 x 8mm chassis on the Kverneland TLC offering a working width of 4.50m to 6.10m.
- 100 x 100 x 8mm chassis on the Kverneland TLD for a working width of 6.10m to 9.10m.


A single hydraulic cylinder is used for folding machines up to 6.10m, from 7.10m two cylinders are used. Non-return valves secure the lock in working or transport position.

4 or 5 rows of tines

The under-chassis clearance is 420mm on both models. The distance between the tine-carrier bars is 450mm on the TLC (4 rows) or 340mm on the TLD (5 rows).

The TLD offers 5 rows of tines to ensure a free flow of soil between the tines and thus allowing to work deeper or in trashy conditions without the risk of blocking the machine. Moreover, the tines are more evenly distributed and positioned on the chassis. There is a constant pitch of 10cm between the tines over the entire width of the machine.

A great variety of tines for all conditions.



Four types of tines are available according to the type of soil or the work required:

- Semi-curved tine 32 x 10mm (1)
- Semi-curved tine 45 x 10mm (2)
- Straight tine 45 x 10mm (3)
- Tine DK P22 (4)

Perfect depth control

Designed for precise seedbed preparation:

- An odd number of wheels within the machine frame provide identical pressure on each wheel.
- A graduated scale on the depth adjusters allows precise individual adjustment for each wheel.
- The frame side extensions are freefloating during operation to allow the machine to follow ground contours.

The TLC and TLD can be fitted with steel wheels 500x165 or pneumatic wheels 6.00x9.



TLD 7.10m with finger harrows and double crumble rollers



The working depth can be easily and precisely adjusted by crank.

The machines with working widths of 4.50m to 6.10m (TLC and TLD) are fitted with 3 wheels as standard equipment. The TLD from 7.10m to 9.10m are equipped with 5 wheels.



The pressure applied on the crumblor rollers can be adjusted by hand, easily with 3 different positions.



The TLC and TLD can be equipped with a Clod Board to be adjusted mechanically or hydraulically. The Clod Board ensures perfect crumbling and levelling due to the vibrating tines.



The double crumblor rollers are mounted on a parallelogram. The rollers have two different diameters, larger at the front - smaller at the rear, for improved clod breaking.



The following finger harrows are adjustable in angle and pressure by means of the Kverneland Non-stop leaf spring system.



The standard levelling bar can be adjusted in height and angle and is protected in case of any obstacles by the Non-Stop safety system.

A comprehensive range of accessories

Supplementary soil preparation can be carried out by the following accessories:

- Non-stop levelling board adjustable in height and angle for levelling and crumbling.
- Levelling board "Clod Board", mechanically adjustable or by hydraulics. For perfect crumbling due to vibrating tines. Can be completely lifted if not needed.
- Track eradicators spring-loaded or protected by Non-stop safety system.
- Following finger harrow, adjustable in angle and pressure
- Single crumblor roller, 310mm diameter.
- Double crumblor roller, 310/280mm diameter, mounted on a parallelogram.
- Combi-type harrow to be combined with either single or double crumblor roller.



Kverneland TLC and TLD with a transport width of 2.50m.

Technical specifications:

Model	Working width (m)	Transport width (m)	No. of tines	No. of rows	No. of wheels	Weight with double crumbler roller (kg)
TLC						
TLC 45	4.50	2.50	45	4	3	1280
TLC 51	5.10	2.50	51	4	3	1400
TLC 61	6.10	2.50	61	4	3	1600
TLD						
TLD 61	6.10	2.50	61	5	3	1880
TLD 71	7.10	2.50	71	5	5	2160
TLD 81	8.10	2.50	81	5	5	2380
TLD 91	9.10	2.50	91	5	5	2600

Kverneland TLG

Precision Seedbed Cultivator

The TLG is a heavy-duty precision cultivator designed for the optimum preparation of seedbeds for sugar beet, potatoes and vegetables.

The TLG consists of four working zones:

- A robust levelling board in the front
- An effective cage roller for depth control
- 4 rows of effective S-tines
- A finger harrow or a single or double roller at the rear.

This combination makes the TLG an ideal cultivator for the preparation of a very firm, levelled and fine seedbed.

Followed by a finger harrow or a single or double roller, the TLG is the perfect machine for an optimum seedbed preparation at low costs.

The flexible "bolt-on" principle allows to change the position of the cage roller from the front to in between the tine sections.

Available working widths: 4.0, 5.0 and 6.0m.





TLG equipped with Clod Board and combination of crumble and crosskill roller.



Transport width of only 2.50m.



Clod Board levelling board.



Combination of crumbler and crosskill roller.

Technical specifications:

Model	TLG 4.00	TLG 5.00	TLG 6.00
Working width (m)	4.00	5.00	6.00
Transport width (m)	2.50	2.50	2.50
Weight with double crumbler roller	1,880	2,345	2,590
Number of front tines, 45x10mm	16	20	24
Number of rear tines, 32x10mm	31	39	47
Min. power requirement (kW/HP)	65/90	85/120	100/140
Frame	100X100x8mm		

Options: levelling board, levelling board "Clod Board" mechanical or hydraulic, following harrow, single or double crumbler roller, combination crumbler/crosskill roller, track eradicator and side deflectors.

Information provided in this brochure is made for general information purposes only and for worldwide circulation. Inaccuracies, errors or omissions may occur and the information may thus not constitute basis for any legal claim against Kverneland Group. Availability of models, specifications and optional equipment may differ from country to country. Please consult your local dealer. Kverneland Group reserves the right at any time to make changes to the design or specifications shown or described, to add or remove features, without any notice or obligations. Safety devices may have been removed from the machines for illustration purposes only, in order to better present functions of the machines. To avoid risk of injury, safety devices must never be removed. If removal of safety devices is necessary, e.g. for maintenance purposes, please contact proper assistance or supervision of a technical assistant.

© Kverneland Group Les Landes Génusson S.A.S..



ZONE 1 Levelling

Levelling board
2 different options are available:

- A straight levelling board adjustable by pin.
- Clod Board levelling board: robust and very effective for the breaking of clods. It is manually adjusted or by hydraulics from the tractor seat.

Both the levelling board and the Clod Board are designed in three sections to better follow the ground contours.

ZONE 2 Depth control

Cage roller

The roller is fitted in the front, directly following the levelling equipment, to ensure depth control. Due to this position in the front, the risk of soil building up on the roller is reduced.

The flexible "bolt-on" principle allows to move the cage roller from the front to in between the tine sections if required.





ZONE 3 Cultivating / Crushing

Four rows of tines

Four rows of effective tines giving optimum performance.

- The first two rows of 45 x 10mm tines, have 500mm interrow clearance to allow optimum soil flow, even under heavy and cloddy conditions.
- The second two rows of 32 x 10mm tines with 250mm interrow clearance improve clod breaking and levelling.
- The tines are adjusted by crank. The angles of the front and rear tines can be adjusted individually per row.

ZONE 4 Crumbling / Consolidation


Finger harrow/Rollers

At the rear of the machine a finger harrow, a single or double roller is finishing the work.

The finger harrow can be rigid or spring-loaded.

Depending on the requirements, the Kverneland TLG can be equipped with a single or double roller or with a combination of a standard roller and a crosskill.

All giving excellent packing and a nicely finished seed-bed depending on soil type.



Kverneland Group

Kverneland Group is a leading international company developing, producing and distributing agricultural machinery and services.

Strong focus on innovation allows us to provide a unique and broad product range with high quality. Kverneland Group offers an extensive package aimed at the professional farming community, covering the areas of soil preparation, seeding, forage and bale equipment, spreading, spraying and electronic solutions for agricultural tractors and machinery.



Original Spare Parts


Kverneland Group spare parts are designed to give reliable, safe and optimal machinery performance - whilst ensuring a low cost life-cycle. High quality standards are achieved by using innovative production methods and patented processes in all our production sites.

Kverneland Group has a very professional network of partners to support you with service, technical knowledge and genuine parts. To assist our partners, we provide high quality spare parts and an efficient spare parts distribution worldwide.



 Watch us on YouTube
www.youtube.com/kvernelandgrp

 Like us on facebook
www.facebook.com/KvernelandGroup
www.facebook.com/iMFarming

 Follow us on Twitter
[#KvernelandGroup](https://twitter.com/KvernelandGroup)
[#iM_Farming](https://twitter.com/iM_Farming)

Kverneland Group UK Ltd.
Walkers Lane, Lea Green, St. Helens
Merseyside, WA9 4AF
Phone + 44 1744 8532 00

uk.kverneland.com

