

TRACTOR PULL MIXERS

HD Series

MAJOR COMPONENTS



Aggressive Knife



Curved Knife



Triangle Knife



Hiway Commercial Low Pro Super Singles



Hiway Commercial Dual Tires



6720 HD Tornado Auger
Auger Thickness 3/4"



1120 HD Tornado Auger
Auger Thickness 3/4"



1420 HD Tornado Auger
Auger Thickness 3/4"

All Tornado Augers are equipped with 3 different styles of deep serrated, heat treated, tungsten carbide knives. 3 different style of knives depending on your nutrition needs can process any kind of fiber (hay, haylage, silage, straw, byproducts, corn and soybean stalks).

HD Side Door

(Only for model 1720 HD)



HD 2 Speed Gearbox



HD Planetary Gearbox
5 yr warranty



Large Double Entry Safe Viewing Platform



HD Spring Suspension (Hiway Commercial)



Penta TMR the only mixer company that uses all Stainless Steel Conveyors on HD models.

HD Stainless Steel Flip-up Conveyor

Heaviest in the industry



Stainless Steel 3/4" Adjustment Bolts



HD Stainless Steel Dual Conveyor


Heaviest in the industry



Industrial Cast Chain 2x



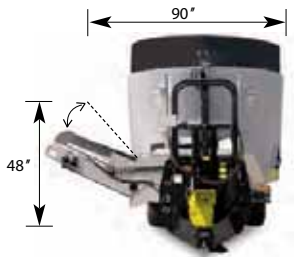
Model 6720 H.D. Low Pro Trailer
Base Machine



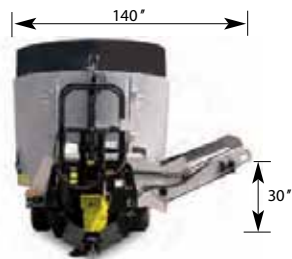
Standard Equipment
Corner Door



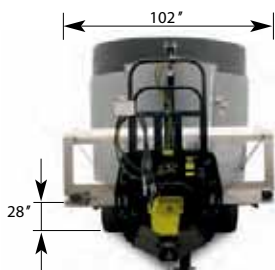
Options
Flip-up Conveyor (Right Side)



Flip-up Conveyor (Left Side)



Dual Conveyor



TRACTOR PULL MIXERS
HD Series

	6720
Double Auger	Y
4 Point Scale	Y
Capacity (Top of Metal) cu/ft	670
cu/metre	19
Capacity (with Extension) cu/ft	750
cu/metre	21,24
Trailer Model	Y
Truck Mount	Y
Stationary Model	Y
540 RPM	Std.
1000 RPM	Opt.
No 2 - Speed Gearbox (HP)	130
1:3 Regular 2 - Speed Gearbox (100 HP)	Y
1:5 Low 2 - Speed Gearbox (90 HP)	Y
1:8 Super Low 2 - Speed Gearbox (80 HP)	Y
Corner Door-Right Front	Y
Left Rear	Y
Dual Conveyor	Y
Sliding Dual Conveyor	Y
Dog Leg Conveyor (Right or Left Side)	Y
Flip-up Conveyor (Right or Left Side)	Y
Rear Commodity Door	Y
Extra Side Door(s)	Y
Weight-Pounds	17 420
Kilograms	7 902
Single Axle	Opt.
Spring Suspension Tandem Axle	Std.
Tri Axle	N/A
26 x 12-12 Lo Pro on 6 Bolt Rims Tandem	N/A
12.5L x 15 on 8 Bolt Rims	Opt.
19/45 x 17 Flotation on 8 Bolt Rims	Opt.
245/70R x 19.5 Duals on 10 Bolt Rims	N/A
435/50R/19.5 Super Singles	Opt.
500/45 x 20 Lugger on 10 Bolt Rims	N/A
Brakes	Opt.
Lights	Opt.
Thickness Wall - 3/8", Floor - 3/4"	