





## AIR DRILLS AIR CARTS



Accuracy, productivity and reliability: the keys to large acre grain farming.

## INDUSTRY LEADING TECHNOLOGY PROVIDES YOU WITH ACCURACY, PRODUCTIVITY AND RELIABILITY

---

Case IH has a reputation for providing accurate and reliable air seeding tools that make producers more profitable.

We continue to deliver on this commitment with a new generation of air hoe drills that offer more configurations and options for a wider range of seeding styles and field conditions. Case IH disk style seeding equipment provides industry leading low disturbance solutions that can penetrate high residue conditions. Teamed with these drills, our advanced air carts support your critical seeding and fertilizing operations with the state-of-the-art features you demand.

Together, our air drills and air carts offer accuracy every step of the way. From the tips and attachments of our top rated opener systems to the patented downdraft meter on the air cart to the in-cab monitor, every Case IH air drill is engineered for accurate placement of inputs. As a result, crops thrive, close the canopy sooner and yield their fullest potential.

### **Size, capacity and transportability will maximize productivity**

To get you safely around large acre operations in a hurry, our drills combine seeding widths of up to 70 feet with some of the narrowest transport widths in the industry. In addition, large tank capacities and big, easy-to-use augers mean fewer stops and faster fills. The result is more acres seeded each day.

### **More choice: Options to match every soil and seeding style**

Our approach is not that “one style fits all.” Instead, we offer a diverse range of products that have proven their worth with decades of on-farm experience.

No other manufacturer offers as many air seeding options as Case IH. From the absolutely lowest disturbance of our SDX single disk drill to the full spread of our ribbon band ATX700 we have an air drill that is ideally suited for every crop, every soil type and every seeding style.

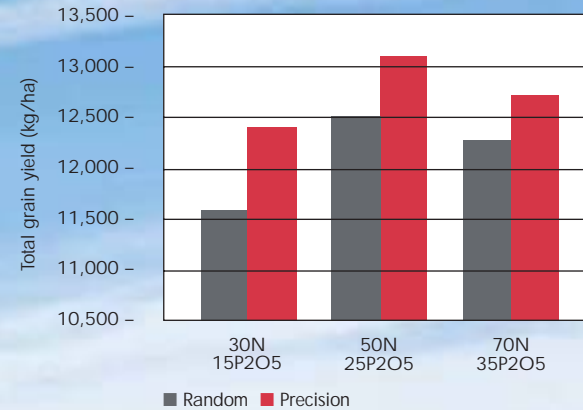
<b>TABLE OF CONTENTS</b>	<b>Page</b>
Seeding Styles	4
Openers	6
NH <sub>3</sub> Fertilizer Options	8
Packers	10
Advanced Farming Systems	12
Monitors	13
ADX Air Carts	14
ATX700 Air Hoe Drill	20
ATX400 Air Hoe Drill	24
SDX Single Disk Air Drills	28
Specifications	32

*On the cover: ATX700 and ADX3380*



# SEEDING STYLES

Case IH Air Drills Help You Maximize ROI by Placing Your Inputs Right Where They Should Be\*



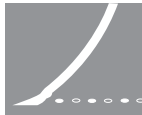
\*Source: Alberta Agriculture, Food and Rural Development (AAFRD)

Seeding styles to match every crop, every field.

## AIR DRILLS FOR EVERY SEEDING STYLE

---

Knowing the key seeding styles is the first step to deciding on the seeding tool and openers that are right for you. Here are your options:



### Knife

A knife places the seed and/or fertilizer in a narrow row using on-row press wheel packing.


- Offers low overall soil and residue disturbance.
- Moderate rates of fertilizer can be placed with the seed. Seed-placed fertilizer usually needs to be supplemented in a separate operation.



### Double-Shoot

A double-shoot opener places seed and fertilizer on separate planes and at separate depths in a single operation. Placement is either between the rows, as a side band or as a paired row configuration, followed by an on-row press wheel.

- Low to moderate soil disturbance with low residue disturbance.
- Accurate placement of fertilizer in a row separate from the seed allows high fertilizer rates without endangering seedlings.
- Accurate placement of the fertilizer in the root zone helps the planted crop be more vigorous and competitive than weeds that grow between the rows.



### Ribbon Band

A low to moderate disturbance opener places the seed and fertilizer in a band that is followed by a matching, on-row press wheel.

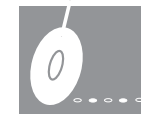
- Offers low to moderate soil and residue disturbance.
- Reduces the concentration of the seed and fertilizer, allowing higher fertilizer rates than narrow row openers.



### Ribbon Band Sweep

Seed and/or fertilizer are placed in a row behind a full sweep that provides weed control in the seeding pass. Each row is followed by on-row press wheel packing that matches spread width.

- High soil and residue disturbance.
- Mechanical weed control at time of seeding.
- Fertilizer is placed with the seed. The rate depends on the type of seed and the row width, as well as soil and moisture conditions.



### Disk

A disk opener places the seed and/or fertilizer with very low disturbance, in a very narrow seed row, using on-row press wheel packing.

- Provides low soil and residue disturbance.
- Exacting depth accuracy and down pressure for seed placement.
- Accurate packing control.

# OPENERS

## SEED AND FERTILIZER PLACEMENT DETERMINE SUCCESS

---

Accurate seed and fertilizer placement means higher yield. It's that simple. And that's why successful seeding depends on finding the right opener. From low disturbance single-shoot to double-shoot, no matter what your seeding style, it all comes down to Case IH openers.

### Stealth® Openers

The Stealth opener is a modular system that adds versatility to your row seeding. A choice of tips or attachments are mounted on the main body to customize your system. Stealth openers are manufactured with a process that creates Austempered Ductile Iron (ADI) for maximum strength and durability. Replaceable tips let you choose the right opener for your application and help you manage wear. An optional kit lets you apply  $\text{NH}_3$  and liquid fertilizer with your seed.



### Nok-On™ Openers

The Nok-On system makes changing sweeps fast and convenient, so you add maximum versatility to your seeding system. You can quickly switch from a narrow opener to a wide one, using a hammer to add or remove sweeps as needed. An adjustable spread boot option lets you fine-tune the product spread to match your choice of sweeps and packing. An additional Nok-On opener adapter lets you use Stealth tips with knock-on convenience.

## SINGLE-SHOOT

Stealth openers use replaceable tips that work for both narrow row and spread-row seeding styles.



### Knife Tips

- Low soil disturbance.
- Very narrow spread of  $\frac{7}{8}$  to 1 inch.
- For use with any press wheel.
- Heavy-duty, gumbo or carbide tips match soil conditions.



### Spread Tips

- Designed for low disturbance seeding.
- Wider product spread allows more fertilizer to be placed with the seed.
- Spread tips are available in 3-, 4- or 5-inch sizes.
- For use with press wheels that match row widths.



## DOUBLE-SHOOT

Stealth double-shoot attachments allow one-pass placement of seed and fertilizer. Seed/fertilizer separation prevents seedling damage.



### Side Band

- Places seed 1 inch above and 1 inch beside the fertilizer.
- Wing forces soil into the fertilizer trench to provide separation from seed.
- Can be used with all press wheels.
- Available in standard or long-life carbide.



### Paired Row

- Seed is placed 1 inch above and 1 to 2  $\frac{1}{2}$  inches on both sides of the fertilizer.
- 3-inch available in HS format for heavy soils and gumbo, and in LS format for light soils and sandy loam.
- 3-, 4- and 5-inch available in carbide for extended wear that helps to maintain integrity of seed bed over the full life of the opener. Designed to force soil into the fertilizer trench, providing separation from the seed.
- For use with press wheels that match row widths.





# NH<sub>3</sub> FERTILIZER OPTIONS



Use anhydrous fertilizers safely and profitably.



## SEED PROFITABLY WITH ANHYDROUS FERTILIZER

If properly applied, all commonly used nitrogen sources are equally effective. Once in the ground, all N fertilizers undergo conversion through soil processes into the same nitrate and nitrite ions that plants need to thrive.

### Maximize the advantages of NH<sub>3</sub>

NH<sub>3</sub> fertilizer has advantages in terms of cost, service and seeding efficiency. However, NH<sub>3</sub> also has disadvantages that must be taken into account for safe, efficient use: operator safety, seed safety and potential for loss to the air. NH<sub>3</sub> is always injected into the soil (banded), either at seeding or in a separate operation. After it is injected, NH<sub>3</sub> migrates until all its molecules are attached to soil water. How much it migrates depends on the amount of soil moisture, soil type, soil conditions, and how well the soil is sealed above the band of NH<sub>3</sub>.

### Application tools to fit your conditions

The ATX700 and ATX400 air hoe drills provide a range of anhydrous ammonia (NH<sub>3</sub>) application tools to suit seeding conditions in your fields. If land or weather cycles change, the Case IH system can adapt, keeping you working and avoiding the cost and hassle of switching to new equipment.



#### Option 1: Side banding

- Good fertilizer interception by plants.
- Limited weed access to fertilizer.
- Adaptable to other double-shoot applications.
- Moderate sensitivity to soil conditions (very wet, very dry or clay soils).

For paired row banding and side banding, Stealth openers use rubber grommets to insulate the cast opener from the cold NH<sub>3</sub> gas or liquid. This reduces freezing of the opener, which then reduces build-up of frost and mud.

#### Option 2: Paired row banding at 4- or 5-inch spreads

- Optimal protection from fertilizer loss.
- Limited weed access to fertilizer.
- Adaptable to other double-shoot applications.
- Good sensitivity to soil conditions (very wet, very dry or clay soils).

#### Option 3: InterRow™ shank

InterRow banding places NH<sub>3</sub>, granular or liquid fertilizer between the rows. Available only with the ATX400 on 12-inch spacing.

- Maximum protection from fertilizer loss.
- Good functionality in a wide range of soils.



# PACKERS



ATX400 with ADX3430, 5½-inch semi-pneumatic rubber press wheels and Stealth openers.



## PACKING SYSTEMS GIVE YOU FAST, EVEN GERMINATION



A wide range of packing choices allows you to equip the ATX700 and ATX400 air drills with on-row packing performance. By matching the press wheels to your seed spread and soil type, you have the best opportunity for fast, even germination.

### In-line Gang Packing Systems

**Steel press wheels** are used in abrasive sandy and rocky conditions. A V-profile concentrates packing pressure onto a smaller area for higher pressure on the seed. The shape of the furrow also provides protection from wind and water erosion.



**3-inch rubber wheels** can be used with knife openers or when spreading seed up to 3 inches. They also work in narrow double-shoot applications. This press wheel is available in all row spacing configurations.



**4-inch rubber wheels** are effective for many applications where seed is spread up to 4 inches. This press wheel is available for 10- and 12-inch spacing configurations.



**5 1/2-inch rubber wheels** offer on-row packing in wide seed spread applications. This press wheel is available for 10- and 12-inch spacing configurations.

### Walking Beam Packing System

The walking beam packing system is only available on the ATX700 air drill.

**Pneumatic rubber tire press wheels.** This unique packing system ensures even and adequate packing pressure. The framework and individual tires allow movement over varying land contours. The thick, flat-faced pneumatic press wheel offers maximum flex and sustains minimal stubble damage.



**6.50x15 flat-faced implement tires** offer on-row packing in wide seed spread or double-shoot applications. Due to its width, this tire is only available for 10- and 12-inch spacing configurations.



**3 1/2-inch steel wheels** work well with openers that spread seed up to 3 1/2 inches, or with narrow double-shoot openers. The soil profile is a wide V-shape. This press wheel is available in all row spacing configurations.



**4 1/2-inch steel wheels** spread the packing pressure over a wider area. Use when spreading seed or for wide double-shoot applications. This press wheel is available for 10- and 12-inch row spacing configurations.

**Semi-pneumatic rubber press wheels** flex to shed build-up in heavy, sticky soil conditions. The flat profile rides over a wider area for less packing pressure – just right for soils where too much packing can be a problem or where you want a smoother field finish.

# CASE IH ADVANCED FARMING SYSTEMS

## MINIMIZE STRESS, MAXIMIZE PRODUCTIVITY

### Effortless seeding as straight as an arrow

Case IH AFS AccuGuide™ autoguidance eliminates the need to steer the tractor, so you can focus on getting maximum productivity from your air drill. This proven technology lets you eliminate costly overlap, save on valuable inputs and reduce stress and fatigue. You can accomplish more, with less effort.

### Precision steering systems for Case IH tractors

The Case IH AFS AccuGuide delivers precision steering to STX® Series Steiger® Tractors. Combining GPS with exclusive Case IH



AccuGuide technology, the AFS AccuGuide system automatically directs your tractor to produce perfect seeding passes.

### Three ways to be more accurate

Choose from three different AFS AccuGuide systems: DGPS (Differential GPS); DGPS HP (Differential GPS High Performance), which provides more accuracy; or RTK (Real Time Kinematics), which provides the highest level of accuracy (typically +/- 1 inch).





## MONITORS THAT BRING CONFIDENCE AND EASE TO YOUR SEEDING

### Rely on your Case IH AgriCheck monitor

An AgriCheck monitor lets you know that your system is working at peak efficiency. It allows you to key in product rates on-the-go, and takes the guesswork out of rate setting, if you operate a mechanical drive system.

### More of what you need to know

AgriCheck tracks the area covered on each field as well as the total area covered. The air cart readout shows ground speed, fan RPM and application rates in pounds per acre, for each tank. You can switch from USA to imperial to metric readouts at any time. Options include velocity sensors, bin level depth gauge (ultrasonic) and remote air control. To warn you about problems before they happen, an alarm sounds if low tank levels or sensor failures occur.

### Unmatched attention to detail

Case IH electronics are engineered to be rugged, reliable and trouble-free. Connections are tight and weatherproof. Harnesses are well supported and thoughtfully routed, and all monitors, sensors and wiring are designed and tested to match real conditions.



*The AgriCheck monitor lets you see how your system is performing as you seed.*



For accurate monitoring (even at low roller speed) variable rate metering uses an independent drive for each meter. This allows you to electronically control product rates on-the-go, from the cab. It also allows you to utilize field mapping to fully integrate seeding and fertilization.

With mechanical drive, you select the exact rate you want, simply and accurately, using a slide adjustment. There's no need to change sprockets or chains.



# ADX AIR CARTS





## ADVANCED AIR DELIVERY FOR BETTER PRODUCT HANDLING

The advanced engineering of Case IH air carts allows you to apply seed and fertilizer efficiently, gently and accurately. Case IH air carts go farther between fills, apply several products in a single pass, fill and clean-out fast, and transport easily. The wide stance of Case IH air carts and a selection of tire options provide flotation and stability requirements for any terrain.

Model	Capacity (bushels)	Number of Compartments /Tanks	Tank Material
ADX3430	430	3	Poly
ADX3380	380	3	Poly
ADX2230	230	2	Steel
ADX2180	180	2	Steel

### Flexibility in design

Case IH air cart technology lets you place up to two separate systems on the seeding tool. That means you can apply multiple products while seeding or banding fertilizer. Whether you choose variable rate technology or the simplicity of mechanical drive, Case IH air carts accurately distribute fertilizer and a wide range of seed at the rate and combination you choose. And your Case IH air cart can grow with your operation, as your crop rotations and management style change.

### You have more options

The ADX3430 and ADX3380 feature three integrated polyethylene tanks, allowing you to carry up to three separate products for single- or double-shoot applications. The ADX2230 and ADX2180 feature a steel tank that is divided into two compartments with a 60-40 split for single- or double-shoot applications. This flexibility creates more options for applying seed, fertilizer or granular products in a single pass.

### Tow behind or between: It's your choice

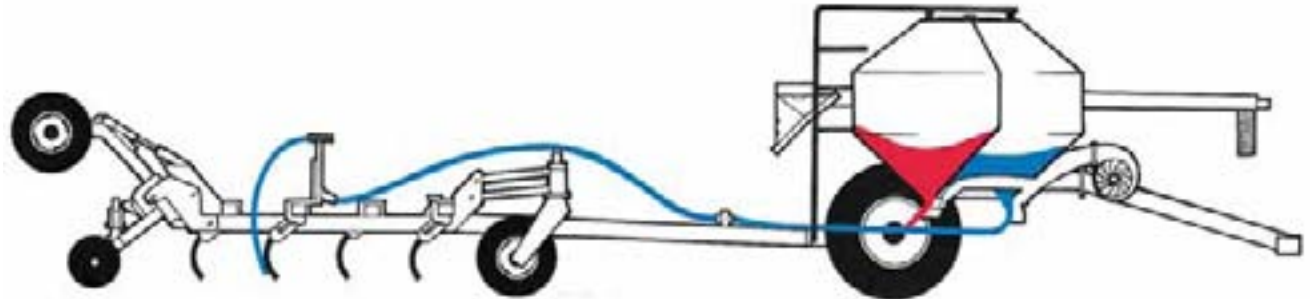

Air carts can be tow-between or tow-behind. A tow-between cart has the advantage of the drill being the last implement over the field. A tow-behind cart has the advantage of the drill being closer to the tractor, for improved viewing of the seeding operation.



# ADX AIR CARTS

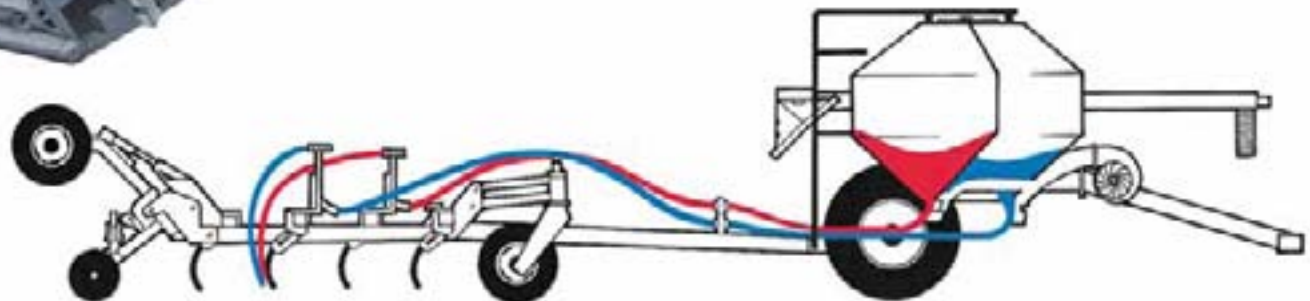
## HOW THE CASE IH AIR SYSTEM WORKS

The air distribution system on all Case IH air carts consists of patented downdraft meter technology that divides product into equal sections – one for each primary line. Air and product are mixed in a parallel flow, allowing smooth transition from the meter box to the distribution system. An agitator bar prevents bridging, providing a constant density and supply of product to the meter roller. The Case IH system is power-efficient and easily adapts to various crops and large air seeding tools.



**Single-shoot** means one or more products mixed together in a single distribution system and applied in one location. The most common uses are applying seed alone, or applying a mixture of seed and fertilizer. Applying two types of fertilizer and blending them together while banding is also called single-shoot.

**Double-shoot** means placing products separately in two locations. Adding a second distribution system, two products can be placed in two different locations. A common double-shoot application is seeding while placing fertilizer below and to the side of the seed row.





## RELIABLE SEEDING, SEASON AFTER SEASON

### ADX air cart metering systems ensure accurate seeding, every time

What crops do you seed now? How will that change next year, or three years from now? Whatever your plan, a Case IH air cart can get the job done right.

### Meter roller options

A range of meter roller designs provide you with accurate metering and efficient operation, for products ranging in size from the smallest forage seed to the largest bean -- inoculated, treated or not -- plus a wide range of fertilizer applications.

### Select from four roller options:

**Extra Fine**, for micronutrients or very small seeds such as alfalfa, grass, canola, and grain sorghum, at very low rates.




**Fine**, for wheat, barley, oats, flax, millet, and moderate rates of fertilizer.



**Coarse**, for solid-seeding larger crops such as corn and beans at high rates.



**Extra Coarse**, for very large, fragile seeds such as peas and large beans, and high rates of fertilizer.



### Crops/Products Roller Options

Product	Extra Coarse Roller	Coarse Roller	Fine Roller	Extra Fine Roller
Alfalfa				4-60 lbs./acre
Barley		30-200 lbs./acre	15-140 lbs./acre	4-80lbs./acre
Beans – Large	40-300 lbs./acre			
Canary Grass			15-100 lbs./acre	4-60 lbs./acre
Canola				4-60 lbs./acre
Clay Blank *			15-100 lbs./acre	4-60 lbs./acre
Cotton		30-200 lbs./acre	15-120 lbs./acre	
Durum		30-200 lbs./acre	15-140 lbs./acre	4-80 lbs./acre
Fertilizer		30-250 lbs./acre	15-140 lbs./acre	4-80 lbs./acre
Flax			15-100 lbs./acre	4-80 lbs./acre
Lentils		30-200 lbs./acre	15-140 lbs./acre	
Limestone**			20-100 lbs./acre	4-60 lbs./acre
Mustard			15-100 lbs./acre	4-60 lbs./acre
Oats		20-140 lbs./acre	15-100 lbs./acre	
Peas	100-300 lbs./acre	30-200 lbs./acre		
Rice		30-200 lbs./acre	15-140 lbs./acre	4-80 lbs./acre
Rye		30-200 lbs./acre	15-140 lbs./acre	4-80 lbs./acre
Safflower		30-200 lbs./acre	14-140 lbs./acre	
Sorghum***				4-60 lbs./acre
Soybeans		30-200 lbs./acre		
Sunflowers****				
Wheat		30-200 lbs./acre	15-140 lbs./acre	4-80 lbs./acre

The product delivery rates shown are typical for each roller under normal operating conditions. These rates are affected by a number of variables – such as product density, seed size, seed coatings, humidity, ground speed, and header coverage width. You may need to verify the product delivery rates for your conditions.

\* Clay Blank is the base for Rival, Avadex, Fortress and Edge.

\*\* Limestone is the base for Trellan and Heritage.

\*\*\* Segmented Extra Fine Roller Section is available for more accurate metering of small seeds at low rates.

\*\*\*\* Segmented Fine Roller Section is available for more accurate metering of large seeds at low rates.

# ADX AIR CARTS

## DESIGNED FOR CONVENIENCE AND CONTROL



*This is the safest, most convenient ladder and platform on the market.*

### High efficiency features boost your productivity

The design of Case IH air carts helps you get seeding tasks finished quickly and efficiently.

### Easy access

A key part of your efficiency is being able to load, unload, set and service the air cart easily and safely. That's why Case IH air carts have the safest, most convenient ladder and platform designs in the industry. Tank hatches are large to permit easy access for cleaning, and they feature easy-operating, tight-sealing latches.



*Quick-connects let you hook up to seeding or banding tools quickly and easily.*



*Easy Flow headers allow unbeatable product flow and gentle seed handling from primary to secondary lines. The design also makes for easy clean-out and service.*



*Air valve control at each meter enhances accurate delivery of products that may vary in size and weight. In-cab control is an available option.*



## High capacity augers

You'll fill and empty quicker with high capacity orbital-drive augers – a 10-inch auger on the ADX3430 and ADX3380 and an 8-inch auger on the ADX2230 and ADX2180. The augers feature low-restriction flighting tubes, and include additional top and bottom controls for convenient, one-person operation. Augers swing out to convey seed or fertilizer into the tanks, or swing underneath to empty. For gentle seed handling of sensitive crops with a smaller auger size, the 8-inch auger is equipped with either steel cupped or optional PVC flighting. An added feature on the ADX3430 and ADX3380 is a rotary hydraulic valve allowing for adjustable, precise and easy control of the auger flighting speed.

*Fill and empty tanks fast with large, orbital-drive augers.*



## Options



*Air velocity sensors accurately monitor the air flow from each tank. You can set the delivery rate to maximize accuracy.*



*Optical flow sensors monitor the delivery system to help eliminate blockage. They provide non-contact monitoring of 6 primary runs and up to an additional 114 secondary runs.*



## ATX700 AIR HOE DRILL



The patent pending "slow response" steering arm for tow-behind air carts minimizes hillside skewing. It tracks the cart on the tractor wheels in transport, makes backing up easier and allows the ATX700 to corner on a dime.



## KEEP TRANSPORT AND STORAGE SIZES TO A MINIMUM

In the ATX700, you'll see how innovative design and years of experience have led to a simple and efficient drill with superb agronomics and revolutionary ease of transport and storage. Our 70-foot drill transports only slightly wider than the tractor pulling it. With the large tire option, the transport width is 17 feet, 8 inches; height 13 feet, 6 inches. For a smoother ride, all tires work in transport, not just a few overloaded doughnuts on the center section.

### Better land following means accurate seed placement

The ATX700 combines durability with exceptional land following flexibility. A big 12-inch x 12-inch steel tube main frame is the foundation. On this, the drill's wings are built to flex and follow, maintaining precise depth for the openers, regardless of terrain. Depth accuracy and land following are further enhanced with a patented, paired two-piece wing. It allows the front paired ranks to follow the contour of the terrain at a depth set by the nearby caster assemblies, and the rear paired ranks to follow the terrain on which the press wheels run.

Section sizes are a 10-foot center and either 10- or 15-foot wings. Each wing is attached to a collective rockshaft with simple, parallel-circuit hydraulics, allowing each wing/press wheel combination to follow the ground without adversely affecting neighboring sections.

### An easier way to set depth



The ATX700 design minimizes stresses in the framework and ensures you get the seed to the depth you choose, not an average seed depth. Depth setting is simple with our industry leading depth control system and single-point adjustment.

### Choose your shank style, shank spacing and trips

Offered in spacings of 7.5-, 10- and 12-inches, the shanks are patterned in a "split-row" configuration to give you the smoothest field finish. With the ATX700, you now have the choice of conventional C-shank or vertical edge-on with a wide range of opener styles. Both shanks use the same proven trip design. Choose 350 pound trips for most soil types or 550 pound trips for rugged conditions and double-shoot applications. Either way, you get total protection for valuable openers, maximum clearance for tripping over obstacles and effective penetration for consistent depth.



### More packing choices plus variable packing pressure

The ATX700 broadens your packing options. Choose from walking beam pneumatic or gang press wheels in semi-pneumatic or steel. From ultra-low disturbance to ribbon band seeding, you pick the packer that's right for your soils and your seeding style.

The variable packing pressure capability of the ATX700 demonstrates our commitment to innovation and the needs of farmers. By offering variable packing pressure, the ATX700 responds to the realities that growers face at seeding – conditions that change field to field, based on varying soil types and weather. No other drill offers more ways to meet your needs.



*The Stealth for the Edge-on shank creates an ultra-low disturbance mount to add a wide array of tips and attachments.*



*Choose from a disc leveler or a single-bar heavy harrow to customize closing options.*

## ATX700 AIR HOE DRILL



At just over 17 feet wide, the ATX700 transports and stores with ease.



No other production drill can match the transportability of the ATX700. It makes transport around large farms safer, faster and far less stressful. And when the season is finished, the ATX700 can be easily stored to keep your drill in top shape.



**Step One – Raise the drill to engage the lockshaft.**



**Step Two – Raise wing to full upright position and fold back.**



**Step Three – Raise other wing to full upright position and fold back.**

**Step Four – Drive forward. The wing booms and inner wing casters will lock automatically with forward motion.**

The procedure is reversed at the next location. The operator is required to leave the tractor cab to disengage the lockshaft before the frames can be lowered to field position.



# ATX400 AIR HOE DRILL





## EXACTING ACCURACY, PROVEN OVER MILLIONS OF ACRES

---

The ATX400 air hoe drill uses a flexible frame to deliver accurate seed placement over the entire width of the machine, followed by on-row packing to ensure the best opportunity for fast, even germination.

### Configured to your needs

Choose your seeding style, and then equip the ATX400 with your choices of trips, openers and press wheels. Case IH offers a choice of configurations, including options for placement of anhydrous ammonia (NH<sub>3</sub>) between the rows.



### Smooth residue flow

The ATX400 four-bar frame provides ground clearance up to 32 inches. Paired with ample depth between shank rows, this allows for excellent residue flow. Casters carry the frame inside the front, and press wheels carry the rear, so residue is never blocked by wheels inside the frame. The four-bar configuration is available in your choice of 7.2-, 10- or 12-inch spacings, or the InterRow system.

### Flexibility ensures seeding accuracy

Hills, terraces and gullies pose no problems for the ATX400 air drill. Its flexible frame follows field contours to maintain the seeding depth you choose. The flexible frame joints dissipate frame stress for more durability than frames with traditional, solid-welded joints.



### Single-point depth setting

Two hydraulic cylinders and an operator-friendly, single-point depth adjustment provide simple control of seeding depth across the entire machine. It's exact, repeatable, easy-to-set seed depth, in every field. This design eliminates the fading, leaking and phasing problems associated with master-slave designs.

### Level, from front to back

A parallel linkage between the front casters and the rear press wheels keeps the frame level and maintains seeding depth in changing conditions. Dual walking casters provide optimum flotation. They are standard on the center section of larger models, and optional on wing sections.





# ATX400 AIR HOE DRILL





## CREATE THE DRILL THAT'S RIGHT FOR YOU

### Choose your shank style and trips

The rugged C-shank and trip design allow for use with a wide range of opener styles. Choose 350 pound trips for most soil types, or 550 pound trips for rugged conditions and double-shoot applications. An optional one-bar, 1/2-inch tine harrow can be mounted behind the rear shanks for added leveling and row closing.



### Packing choices that fit your farm

Choose from gang press wheels in steel or semi-pneumatic rubber in several working widths. You match your seeding style and opener with the packer that's just right for your soil conditions. Press wheels are offered in 3- and 4-inch Steel V or 3-, 4- and 5-inch semi-pneumatic rubber.



### Low maintenance for years to come

With an ATX400, you'll enjoy many years and many thousands of acres of trouble-free operation. Thanks to the unique design of the flexing frame, much of the stress that breaks down conventional drills is absorbed and eliminated. The key flex points are protected with high quality chrome pins, non-greasing polyube bushings, polyurethane pads and barrel bolts.



## SDX SINGLE DISK AIR DRILLS



Advances in design and technology make the Case IH SDX the most productive and efficient single disk planting tool you can use.



## UNMATCHED NO-TILL PERFORMANCE

The Case IH SDX single disk air drill provides you with a low disturbance, single disk planting tool that can penetrate high residue conditions. The drill pairs with a Case IH ADX air system to efficiently, effectively and economically deliver multiple products.

### Industry leading technology

Case IH SDX single disk technology leads the no-till air drill market.



Here's why: Our massive frame provides the strength and weight necessary for dependable, high speed operation and maximum productivity. The open design allows easy access to each row opener from either the front or back of the machine.

We are the first to offer flexible rank down pressure adjustments for optimum seed placement. You can adjust the down pressure to each rank separately, for different depth applications, or completely lock up a rank to change row spacing and configurations.



### A bigger, better single disk opener

The SDX single disk no-till opener is the best in class for accurate depth control, consistent seed placement, and low furrow sidewall compaction. Our 22 1/2-inch diameter disk – the largest in the industry – effectively cuts through debris, leaving a clean furrow for optimum seed-to-soil contact and even germination.

### Impressive additional benefits

Reduced horsepower requirements, significantly reduced weed pressure due to minimized soil disturbance, and improved clearance in high straw are three of the key benefits of the SDX design. With air hoe drill designs, if straw height is not limited to the width of the shank spacing, plugging concerns emerge. Not with the SDX frame, where tall straw flows easily through the machine.





## SDX SINGLE DISK AIR DRILLS





## UNMATCHED NO-TILL PERFORMANCE

### Pressure adjustment

To ensure consistent seed placement, we offer uniform down pressure adjustments from 250 to 510 pounds on each opener.

### Depth control

Seeding depth adjustments are made easily and safely from either the front or the back of the machine. No tools are needed; simply move the depth handle to place seed from 0 to 3 1/2 inches, in 1/4-inch increments. This is very helpful while planting small seeded crops, such as grasses and canola.

### Packer wheel

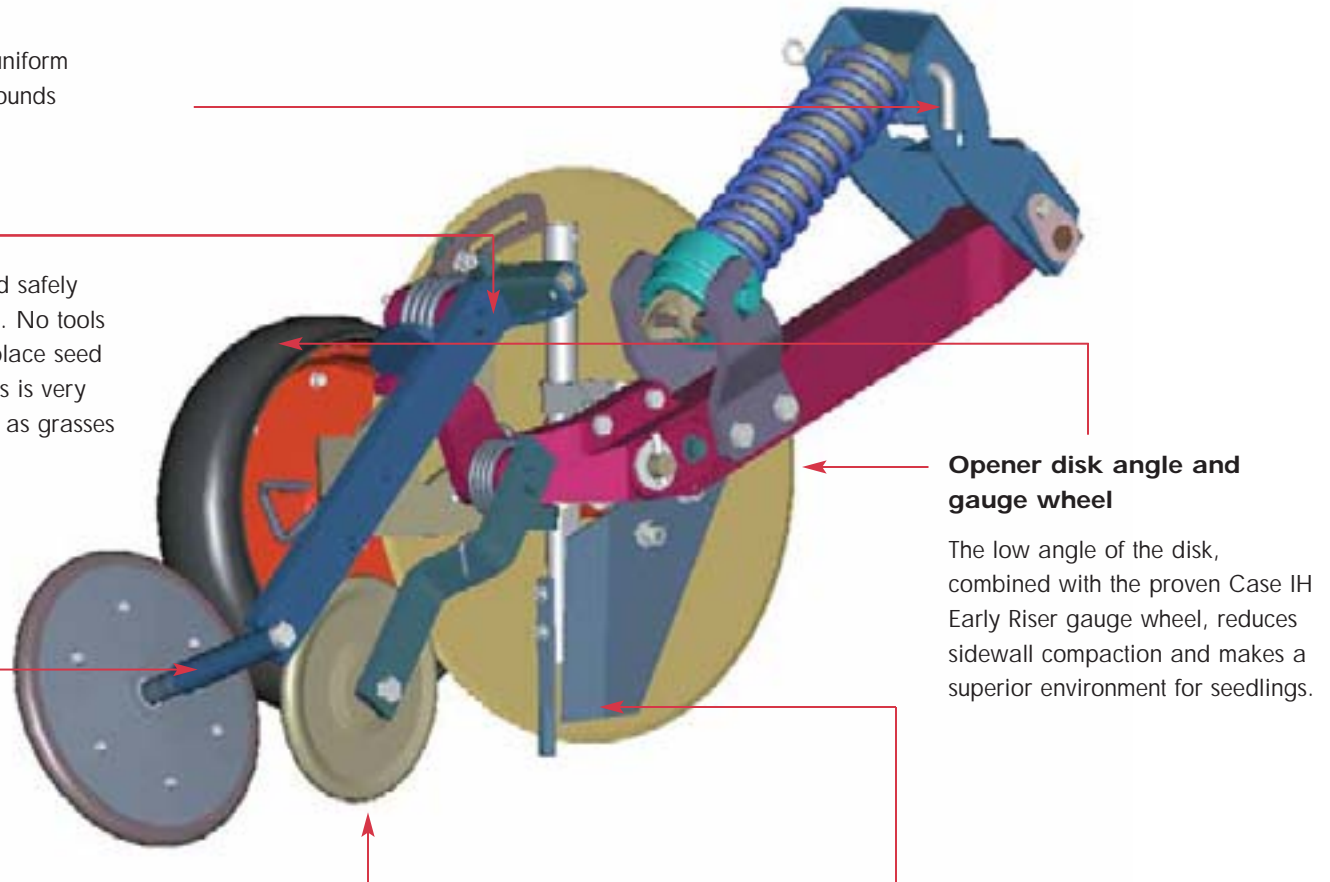
The furrow is closed by a highly effective packing system. Packer wheel adjustments are made in 1/2-inch increments to pack directly over the seed row, or up to 2 inches to the side. Pressure adjustments of 30, 45 and 60 pounds allow planting flexibility for diverse crops.

### Seed firming wheel

After placement, uniform seed-to-soil contact is achieved with an optional smooth-surfaced wheel that gently packs the seed at the bottom of the furrow.

### Scraper

We've added a wear-resistant steel scraper to protect against plugging. The scraper also acts like a seed boot, creating the shelf for accurate seed placement.



### Opener disk angle and gauge wheel

The low angle of the disk, combined with the proven Case IH Early Riser gauge wheel, reduces sidewall compaction and makes a superior environment for seedlings.

## SPECIFICATIONS: ADX AIR CARTS

AIR CART MODEL	ADX3430	ADX3380	ADX2230	ADX2180
Capacity, bu. (l)	430 (15153)	380 (13390)	230 (8105)	180 (6343)
Compartments	3	3	2	2
Splits, bu. (l)	186/102/142 (6,554/3,594/5,004)	163/123/94 (5,744/4,335/3,313)	86/144 (3,030/5,074)	66/114 (2,326/4,017)
<b>DIMENSIONS</b>				
Ground Clearance, in. (m)	25 in. (0.64)	25 in. (0.64)	21 in. (0.53)	20 in. (0.51)
Height, ft. in. (m)	15 ft. 3 in. (4.65)	14 ft. 2 in. (4.3)	13 ft. 3 in. (4.0)	12 ft. 5 in. (3.8)
Overall Width, ft. in. (m)			11 ft. 11 in. (3.6)	11 ft. 7 in. (3.5)
Single wheels	12 ft. 8 in. (3.86)	12 ft. 6 in. (3.81)		
Dual wheels	16 ft. 2 in. (4.93)	16 ft. 8 in. (5.08)		
Tow-Behind Length, ft. in. (m)	29 ft. 4 in. (8.94)	29 ft. 2 in. (8.9)	18 ft. 11 in. (5.8)	18 ft. 11 in. (5.8)
Tow-Behind Weight (Empty), lb. (kg)	11,440 (5189)*	10,880 (4935)*	8,810 (3996)*	8,180 (3710)*
Tow-Between Length, ft. in. (m)	28 ft. 3 in. (8.61)	29 ft. 3 in. (8.9)	20 ft. 10 in. (6.4)	20 ft. 10 in. (6.4)
Tow-Between Weight (Empty), lb. (kg)	11,380 (5161)*	10,940 (4962)*	8,570 (3887)*	7,940 (3601)*
<b>TIRES</b>				
Front Caster (on tow-behind model only)	Dual 22.5x16.1 STII tires	Dual 22.5x16.1 STII tires	Dual 16.5Lx16.1 AWT tires	Single 16.5Lx16.1 AWT tires
Rear Axle, in. (m)	30.5Lx32 12-ply AWT single tire @ 120 (3.05) tracking width	30.5Lx32 12-ply AWT single tire @ 120 (3.05) tracking width	23.1x26 10-ply AWT single tire 120 (3.05) tracking width	18.4x26 10-ply AWT single tire 120 (3.05) tracking width
Valves	Single-/double-shoot	Single-/double-shoot	Single-/double-shoot	Single-/double-shoot
Primary Lines	8	8	8	8
Fan Drive	Hydraulic dual fan	Hydraulic dual fan	Hydraulic single fan	Hydraulic single fan
Meter Drive System	Mechanical ground drive	Mechanical ground drive	Mechanical ground drive	Mechanical ground drive
Fill Auger, in. (cm) x ft. (m)	10 (25.4) x 19 (5.8) Steel cupped flighting	10 (25.4) x 19 (5.8) Steel cupped flighting	8 (20.3) x 16 (4.8) Steel cupped flighting	8 (20.3) x 16 (4.8) Steel cupped flighting

### FLEXCONTROL MONITOR

Display: Alpha-numeric (unit of measurement can be displayed in imperial or metric)

Sensors: Low level bin sensors for every compartment, shaft sensors monitor fan RPM, ground speed and individual meter rolls, rate per acre (hectare) readout and acre (hectare) tally.

\* Estimated weights

**ASAE 279.11 transport lighting is standard equipment**

### OPTIONS

Dual fan (ADX2180, ADX2230 only)  
 Hydraulic single fan (ADX3380, ADX3430 only)  
 Variable rate electro-hydraulic drive  
 Center pull rear hitch (tow-behind models only)  
 PTO hydraulic pump for fan drive (ADX2180, ADX2230 only)  
 Bin level depth gauge (ultrasonic)  
 Air velocity sensors  
 Field lighting package  
 Transport beacon warning light  
 Rear axle duals  
 Fan RPM/air damper control from monitor  
 Work switch  
 PVC auger flighting (ADX2180, ADX2230 only)



## SPECIFICATIONS: ATX700

Base Size: ft. (m)	60 (18.3)	70 (21.3)
No. of Sections	5	5
No. of Ranks	4	4
<b>Shank Spacing: in. (cm)</b>	7.5 (19), 10 (25.4) & 12 (30.5)	
<b>Number of Shanks:</b>		
7.5 in. (19.0 cm) Spacing	96	N/A
10 in. (25.4 cm) Spacing	72	84
12 in. (30.5 cm) Spacing	60	70
<b>Frame Widths: ft. in. (m)</b>		
Main Frame	10 ft. (3.0)	10 ft. (3.0)
Inner Wing	15 ft. (4.6)	15 ft. (4.6)
Outer Wing	10 ft. (3.0)	15 ft. (4.6)
Transport Width	17 ft. 8 in. (5.4)	17 ft. 8 in. (5.4)
Transport Height (max.)	13 ft. 6 in. (4.1)	13 ft. 6 in. (4.1)
<b>Weights: (All with 350 lb. (159 kg) trips and 3 in. (7.6 cm) rubber packers), lb. (kg)</b>		
7.5 in. (19.0 cm) Spacing	36,300 (16,465)	N/A
10 in. (25.4 cm) Spacing	32,800 (14,878)	36,500 (16,556)
12 in. (30.5 cm) Spacing	31,100 (14,107)	34,400 (15,604)
<b>Tires:</b>		
Main Frame Casters	11Lx15FI (Duals)	11Lx15FI (Duals)
Inner Wing Casters	11Lx15FI (Duals)	11Lx15FI (Duals)
Outer Wing Casters	11Lx15FI (Singles)	11Lx15FI (Singles)
Rear Transport Wheels	11Lx15FI (Single)*	11Lx15FI (Single)*

\*A single tire is used unless machine is configured with 6.5 in. pneumatic, then those wheels are used for transport.

### General Specifications (All Sizes):

Packer Options: 7.5 in. (19.0 cm)	Steel – 3.5 in. (8.9 cm) / Rubber – 3 in. (7.6 cm), in-line gang-style
10 in.(25.4 cm) & 12 in.(30.5 cm)	Steel – 3.5 in. (8.9 cm), 4.5 in. (11.4 cm) / Rubber – 3 in. (7.6 cm), 4 in. (10.2 cm), 5.5 in. (14 cm), in-line gang-style + 6.5 in. (16.5 cm) pneumatic walking beam, gang-style
Packer Wheel Mud Scrapers	Optional for steel and rubber wheels
Stone Kickers	Standard
Openers	Wide range of ground openers available
Air Kits	Single-shoot and double-shoot
Blockage Monitors	Basic or expanded blockage monitors available; optical sensors
Tandem Wheels for Center	Standard; also 31X13.5-15 high flotation available
Tandem Wheels for Wings	Optional; also 31X13.5-15 high flotation available
In-frame Harrow	Optional single-bar heavy harrow
Disc Levellers	Optional
Trip Assemblies: 7.5 in. (19.0 cm)	350 lb. (159 kg) & 550 lb. (249 kg)
10 in.(25.4 cm) & 12 in.(30.5 cm)	350 lb. (159 kg) & 550 lb. (249 kg)
Shank, in. (cm)	1 (2.5) x 2 (5.0) 50° C-shank 1 (2.5) x 2 (5.0) 84° edge-on
Rank to Rank Spacing, in. (cm)	26 (66)
Frame Depth, in. (cm)	108 (274)
Caster to Packer Depth, in. (cm)	148 (376) at 1 (2.5) of seeding depth
Frame/Ground Clearance, in. (cm)	28 (71) to 32 (81) (depending on openers)
Hydraulic System	High quality parallel cylinders performing both depth and wing lift functions
Depth Control	Each wing follows ground independently (not affecting adjacent sections); independently controlled hydraulically; single-point adjustment
Safety Chain and Lights	Standard
Transport Locks	Standard
Rear Tow Hitch	Optional; patent pending steering design to aid in cornering and limit sidehill skewing
Packing Pressure Adjustment	Each frame section independently adjustable

## SPECIFICATIONS: ATX400

Base Size, ft. (m)	27 (8.2)	33 (10.0)	39 (11.9)	45 (13.7)	51 (15.5)
No. of Sections	3	3	3	5	5
No. of Ranks	4	4	4	4	4

Working Widths (outside shank to outside shank + spacing): ft. (m)					
7.2 in. (18.3 cm) Spacing	27 ft. (8.2)	33 ft. (10.0)	39 ft. (11.9)	45 ft. (13.7)	51 ft. (15.5)
10 in. (25.4 cm) Spacing	27 ft. 9 in. (8.4)	32 ft. 8 in. (9.9)	39 ft. 2 in. (11.9)	45 ft. 9 in. (13.9)	50 ft. 8 in. (15.4)
12 in. (30.5 cm) Spacing	28 ft. (8.5)	34 ft. (10.4)	40 ft. (12.2)	46 ft. (14.0)	52 ft. (15.8)

Number of Shanks:					
7.2 in. (18.3 cm) Spacing	45	55	65	75	85
10 in. (25.4 cm) Spacing	34	40	48	56	62
12 in. (30.5 cm) Spacing	28	34	40	46	52

Frame Widths: ft. in. (m)					
Main Frame	15 ft. (4.6)	15 ft. (4.6)	15 ft. (4.6)	15 ft. (4.6)	15 ft. (4.6)
Inner Wing	6 ft. (1.8)	9 ft. (2.7)	12 ft. (3.6)	9 ft. (2.7)	12 ft. (3.6)
Outer Wing	N/A	N/A	N/A	6 ft. (1.8)	6 ft. (1.8)
Transport Width	20 ft. 6 in. (6.2)	20 ft. 6 in. (6.2)	20 ft. 6 in. (6.2)	20 ft. 6 in. (6.2)	20 ft. 6 in. (6.2)
Transport Height (max)	11 ft. 8 in. (3.5)	14 ft. 8 in. (4.5)	17 ft. 9 in. (5.4)	14 ft. 8 in. (4.5)	17 ft. 9 in. (5.4)

Weights: (All with 350 lb. (159 kg) trips and 3 in. (7.6 cm) rubber packers), lb. (kg)					
7.2 in. (18.3 cm) Spacing	19,600 (8,890)	22,000 (9,979)	25,300 (11,475)	31,300 (14,197)	33,700 (15,286)
10 in. (25.4 cm) Spacing	18,200 (8,255)	20,300 (9,207)	23,100 (10,477)	28,900 (13,108)	30,700 (13,925)
12 in. (30.5 cm) Spacing	17,000 (7,711)	19,000 (8,618)	21,600 (9,797)	27,100 (12,292)	28,980 (13,145)

Tires:					
Main Frame Casters	11Lx15FI (Singles)	11Lx15FI (Singles)	9.5Lx15FI (Duals)	9.5Lx15FI (Duals)	11Lx15FI (Duals)
Inner Wing Casters	9.5Lx15SL (Singles)	9.5Lx15SL (Singles)	9.5Lx15SL (Singles)	9.5Lx15SL (Singles)	9.5Lx15SL (Singles)
Outer Wing Casters	N/A	N/A	N/A	9.5Lx15SL (Singles)	9.5Lx15SL (Singles)
Rear Transport Wheels	9.5Lx15FI (Duals)	9.5Lx15FI (Duals)	9.5Lx15FI (Duals)	9.5Lx15FI (Duals)	11Lx15FI (Duals)

### General Specifications (All Sizes):

Shank Spacing, in. (cm)	7.2 (18.3), 10 (25.4), & 12 (30.5)
Packer Options: 7.2 in. (18.3 cm) 10 in. (25.4 cm) & 12 in. (30.5 cm)	Steel – 3.5 in. (8.9 cm) / Rubber – 3 in. (7.6 cm) Steel – 3.5 in. (8.9 cm), 4.5 in. (11.4 cm) Rubber – 3 in. (7.6 cm), 4 in. (10.2 cm), 5.5 in. (14 cm)
Packer Wheel Mud Scrapers	Optional for steel and rubber wheels
Stone Kickers	Standard
Openers	Wide range of ground openers available
Air Kits	Single-shoot and double-shoot
Blockage Monitors	Basic or expanded blockage monitors available; optical sensors
Tandem Wheels for Center	Optional on 27 ft. (8.2 m) and 33 ft. (10.0 m) machines
Tandem Wheels for Wings	Optional SL or FI tires (FI have stubble warranty from Goodyear).
In-frame Harrow	Optional single-bar heavy harrow
Trip Assemblies: 7.2 in. (18.3 cm) 10 in. (25.4 cm) & 12 in. (30.5 cm)	350 lb. (159 kg) & 550 lb. (249 kg) 350 lb. (159 kg) & 550 lb. (249 kg)
Shank, in. (cm)	1 (2.5) x 2 (5.0) 50-degree C-shank
Rank to Rank Spacing, in. (cm)	24 (60.9)
Frame Depth, in. (cm)	100 (254.0)
Caster to Packer Depth, in. (cm)	144 (365.7) working at 1 (2.5) of seeding depth
Frame/Ground Clearance, in. (cm)	28 (71.1) to 32 (81.3) (depending on openers)
Hydraulic System	High quality parallel lift and fold hydraulic cylinders
Depth Control	Single-point depth control accurately defined across implement by solid rockshaft
Safety Chain and Lights	Standard
Transport Locks	Standard
InterRow Shanks	Optional on 12 in. (30.5 cm) spacings with NH <sub>3</sub> , dry, or liquid fertilizer tubes
Field Markers	Available; will only mark to centerline of 46 ft. (14 m)
Rear Tow Hitch	Optional



## SPECIFICATIONS: SDX30

SPECIFICATION	7.5 IN. (19 CM) SPACING	10 IN. (25.4 CM) SPACING
Number of Sections	3	3
Working Width, ft. (m)	30 ft. (9.14)	30 ft. (9.14)
Row Spacing, in. (cm)	7.5 in. (19)	10 in. (25.4)
Transport Width, ft. in. (m)	14 ft. 0 in. (4.26)	14 ft. 6 in. (4.42)
Transport Height, ft. in. (m)	11 ft. 11 in. (3.63)	11 ft. 11 in. (3.63)
Overall Length, ft. in. (m) (pin to rear tire)	27 ft. 10 in. (8.48)	27 ft. 10 in. (8.48)
Road Clearance, in. (cm)	8 in. (20.3)	8 in. (20.3)
Drill Weight with Openers, lb. (kg)	24,500 (11,113)	22,200 (10,069)
Center Section Width, ft. in. (m)	11 ft. 3 in. (3.43)	11 ft. 3 in. (3.43)
Wing Width, ft. in. (m)	9 ft. 9 in. (2.97)	9 ft. 9 in. (2.97)
Center Section Dual Tires	31x13.5x15 (14-ply)	31x13.5x15 (14-ply)
Wing Section Dual Tires	31x13.5x15 (10-ply)	31x13.5x15 (10-ply)

## SPECIFICATIONS: SDX40

SPECIFICATION	7.5 IN. (19 CM) SPACING	10 IN. (25.4 CM) SPACING
Number of Sections	3	3
Working Width, ft. (m)	40 ft. (12.19)	40 ft. (12.19)
Row Spacing, in. (cm)	7.5 in. (19)	10 in. (25.4)
Transport Width, ft. in. (m)	16 ft. 6 in. (5.03)	16 ft. 6 in. (5.03)
Transport Height, ft. in. (m)	15 ft. 10 in. (4.83)	15 ft. 10 in. (4.83)
Overall Length, ft. in. (m)	27 ft. 10 in. (8.48)	27 ft. 10 in. (8.48)
Road Clearance, in. (cm)	8 in. (20.3)	8 in. (20.3)
Drill Weight with Openers, lb. (kg)	28,000 (12,700)	24,900 (11,294)
Center Section Width, ft. in. (m)	13 ft. 9 in. (4.19)	11 ft. 3 in. (3.43)
Wing Width, ft. in. (m)	13 ft. 6 in. (4.11)	13 ft. 6 in. (4.11)
Center Section Tires	31x13.5x15 (14-ply)	31x13.5x15 (14-ply)
Wing Section Tires	11L-15 (8-ply)	11L-15 (8-ply)
Optional Wing Tires	31x13.5x15 (14-ply)	31x13.5x15 (14-ply)

### OPENER SPECIFICATIONS

Disk Size, in. (cm)	22.5 (57.2) with a 5° angle
Horsepower per Opener	4
Packing Pressure, lb. (kg)	Adjustable from 30 to 60 (13.6 to 27.2)
Opener Down Pressure, lb. (kg)	Adjustable from 250 to 510 (113.4 to 231.3)
Off-row Packing, in. (cm)	Adjustable from 0 – 2 (5.0)
Seeding Depth, in. (cm)	Adjustable from 0 – 3.5 (8.9), in increments of 0.25 (0.64)

### CLEARANCE

Between Ranks, in. (cm)	61 (154.9)
Between Openers, in. (cm)	7.5 (19) spacing – 15 (38.1); 10 (25.4) spacing – 20 (50.8)
Road to Opener, in. (cm)	8 (20.3)

Case IH dealers are the standard for expert sales, service and support of the most technologically advanced equipment in the world. They're committed to understanding your business and providing unique solutions to maximize your productivity.

From small lawn tractors to AFS precision farming technology, Case IH dealers offer a complete agricultural system. Coupled with timely parts and service, and flexible financial solutions through CNH Capital, Case IH dealers provide a total package to ensure you're always performing at your best.

But most importantly, Case IH dealers offer planning for the long-term growth of your business. By staying at the forefront of agronomic issues and the cutting edge of technology, they help prepare you for tomorrow.

Whatever it takes, Case IH dealers are dedicated to helping your operation achieve success season after season. Visit your Case IH dealer today to see the advantages of worldwide leadership.

Financing provided by

**CNH Capital**



**SAFETY NEVER HURTS!**<sup>TM</sup> Always read the Operator's Manual before operating any equipment. Inspect equipment before using it, and be sure it is operating properly. Follow the product safety signs, and use any safety features provided.

Case IH and CNH Capital are registered trademarks of CNH America LLC. Any trademarks referred to herein, in association with goods and/or services of companies other than CNH America LLC, are the property of those respective companies.

CNH America LLC reserves the right to make improvements in design and changes in specifications at any time without notice and without incurring any obligation to install them on units previously sold. Specifications, descriptions and illustrative material herein are as accurate as known at time of publication, but are subject to change without notice.

This literature has been published for worldwide circulation. Availability of some models and equipment builds varies according to the country in which the equipment is used.

CIH3200606 Replaces: AE534112  
AE562033  
AE354032  
AE456061

© 2006 CNH America LLC All Rights Reserved Printed in U.S.A.

**CASE IH**

[www.caseih.com](http://www.caseih.com)

05/06-2470