



BE FIRST

**JCB** HYDRADIG

# BE FIRST

The vision from the outset of the project was to design and engineer the most innovative solution in response to five key challenges facing customers in today's construction sector. The machine had to be first for visibility, stability, maneuverability, mobility and serviceability. The JCB Hydradig 110W really does have innovation running right through the heart of it. In fact the Hydradig will transform the industry and I am certain you will quickly appreciate its benefits.

*Anthony Bamford.*

**LORD BAMFORD, CHAIRMAN, JCB**





JCB HYDRADIG

JCB

110<sub>w</sub>

# FIRST FOR **VISIBILITY**

In today's world, where space is at a premium, compact dimensions and all-round visibility have become increasingly important. The JCB Hydradig 110W lets you enjoy total, all-round visibility with the ability to see all four wheels and ground-level beyond a 3-foot perimeter. JCB Hydradig is first for easier and safer operating in tight, crowded worksites.





JCB HYDRADIG

JCB

## VISIBILITY

### The Vision.

- 1** All four wheels are visible from the operator's seat. Operator can also see ground level beyond a 3.3-foot perimeter of the machine's footprint.
- 2** With the 109 hp Tier 4 Final JCB EcoMAX engine and other major components now housed in the chassis, the counterweight has been radically reduced making the tail swing just 5 inches.
- 3** Operator can view stabilizers, dozer and trailer hitch from inside the cab without needing to slew the machine.
- 4** Low-level glass provides unobstructed visibility.
- 5** Standard, high-powered LED work lights illuminate the boom, front, rear and sides, providing daylight working conditions at night.



VISIBILITY



# FIRST FOR **STABILITY**

Safety is the number one priority on all work sites and is especially challenging in crowded, urban environments.

The JCB Hydradig 110W delivers best-in-class over-the-side stability, combined with minimal tail swing. The chassis-mounted engine and tank delivers a lower center of gravity and unparalleled stability on the road, for greater comfort and confidence. JCB Hydradig is first for providing stable working conditions.







## STABILITY

### BEST-IN-CLASS

JCB Hydradig is a minimal tail swing machine, yet delivers best-in-class over-the-side stability for digging or lifting/slinging operations, beating conventional tail swing competitors.



## Ultimate stability.

**1** The engine and double-skinned tanks are mounted on an all steel chassis, lowering the center of gravity for improved stability on the job and on the road.

**2** The lower center of gravity provides extra operator confidence and productivity when lifting and carrying materials around the work site.

**3** JCB breakthroughs in design, engineering and manufacturing deliver a machine with a minimal tail swing of 5 inches, but offering the stability of conventional tail swing machines.

50/50 weight distribution between the axles significantly reduces nod and pitch while driving around and between work sites.



1



2



3



# FIRST FOR **MOBILITY**

In a world where time is money, a top speed of 25 mph from a stepless transmission and a 109 hp Tier 4 Final EcoMAX engine lets you travel to and between sites faster and with greater comfort. A factory-fit trailer installation also lets you transport attachments and site equipment. JCB Hydradig is first for getting to, and around, work.





JCB HYDRADIG

225 HYDRADIG

JCB

TYC

## MOBILITY

### Comfortable driving.

**1** A single-speed, hydrostatic transmission allows you to drive to the work site quickly, eliminating the need to rent or purchase a trailer and/or towing vehicle.

**2** The proven JCB Smooth Ride System dampens the dig end over uneven ground, creating a smoother ride and reducing the risk of spilling a load.

**3** Three mobility modes allow the operator to set Hydradig for any task:

Choose 'highway mode' to isolate the upper structure and dig end for traveling at up to 25 mph. Set throttle level with 'travel speed lock'.

Choose 'site mode' to limit the machine to 12.4 mph, with all hydraulic services active.

Choose 'creep mode', with a speed limiter for the most precise jobs.

**4** Use the 7700 pound towing capacity to tow equipment, aggregates, attachments, or even a fuel tanker to refill other machines on site.



#### AUTO-IDLE

Auto-idle reduces revs when the machine is idling, saving fuel.



# FIRST FOR MANEUVERABILITY

JCB Hydradig is equipped with four-wheel steer, two-wheel steer and crab steer, allowing you to work in tighter confines and with greater safety than ever before. With a best-in-class turning circle, JCB Hydradig is first for working in today's urban environments.







MANEUVERABILITY

## MANEUVERABILITY

### Great in a tight space.

- 1** Three steer modes—four-wheel steer, two-wheel steer and crab steer—allow you to maneuver in total confidence.
- 2** A king post allows you to dig parallel to a wall in tight, urban environments.
- 3** Reduced front swing and minimal 5-inch tail swing enable work close to walls without compromising stability.
- 4** Axle oscillation of +/- 8 degrees enables the Hydradig to maneuver over the roughest terrain.
- 5** Greater in-cab visibility aids safe maneuvering around the site.



### TURNING CIRCLE

A turning radius of less than 13 feet, thanks to four-wheel steer, allows comfortable operations within a two-lane road.



### REVERSE STEER

Reverse steer lets you change the back of the machine to the front, providing the perfect solution for working in a single road lane or other location where a conventional machine cannot be turned around.



# FIRST FOR **SERVICEABILITY**

In a world where productivity is king, easy and quick daily checks are a must. Not only are all Hydradig service points easily accessible at ground level, this machine features 500-hour greasing on all dig end, dozer and stabilizer pivot points and a best-in-class SAE service index rating. JCB Hydradig is first for easy maintenance.





## SERVICEABILITY

### QUALITY

Proven, reliable JCB components ensure the JCB Hydradig 110W is optimized for maximum productivity.

### SERVICE COSTS

The JCB Hydradig 110W is powered by a 109 hp T4F JCB EcoMAX engine that requires no aftertreatment, thereby reducing servicing costs and downtime.

### Simple maintenance.

**1** Ground-level access to all daily checks and the fuel filler for quick and safe servicing without the need to climb onto the upper structure.

**2** 500-hour greasing on all dig end, dozer and stabilizer grease points for maximum uptime.

A 5-year JCB LiveLink contract is standard, enabling fleet managers to monitor asset utilization, fuel consumption and machine location.

Hydradig's class-leading SAE rating is 33 percent better than closest competitor.

**3** The Hydradig meets the latest Tier 4 Final/ Stage IV emissions legislation without the use of a DPF (diesel particulate filter). The diesel exhaust fluid (DEF) tank is easily accessed at ground level.



# FIRST FOR COMFORT

In cramped, restricted operating conditions, the new JCB CommandPlus cab, with its large glass area and Command controls, make for easier and safer work. JCB Hydradig 110W is first for cab ergonomics.

## CommandPlus cab.

The JCB CommandPlus cab is the result of extensive customer feedback combined with JCB engineering and technological know-how. It is the ultimate in operator comfort, offering superb ergonomics, unrivaled visibility and a commanding driving position.

A tactile rotary controller provides precise intuitive control for the all new, 7-inch color display.

A cab climate control system, with heating and cooling, is standard equipment.

An optional seatbelt warning beacon is available.

Driver comfort and operator confidence are enhanced by the Hydradig's low center of gravity resulting from the chassis-mounted engine.





### NOISE LEVELS

With the engine now mounted directly to the chassis, noise and vibration have been moved away from the operator, increasing comfort and reducing fatigue over long shifts.



# FIRST FOR VERSATILITY

When one machine is expected to do the work of many, having the right attachments—and the pipework, circuits and towing ability to utilize them—is crucial. The JCB Hydradig offers the ultimate in adaptability, making it first for versatility.

## Highly versatile.

**1** All genuine JCB attachments are pre-loaded into the attachments menu interface, with just three clicks required for set up. Non-JCB attachments can be added to the system.

**2** By adding a hitch, operators can utilize the 7,700 pound towing capacity to transport extra attachments to the job site (subject to local laws and regulations).

A parallel dozer is available with a large, flat, ground-engaging area, to reduce damage to hard surfaces.

**3** The closed-loop hydrostatic transmission features separate pumps for traction and boom power, making it easy to perform multiple functions.

A handheld tool circuit is available, allowing operation of the variety of hand tools needed on site, including grinders, pumps, breakers, and more.



**BOOM OPTIONS**

The TAB can be fitted with a 5.5, 6.7 or 7.5-foot dipper.

**ADJUSTABLE FLOW**

Bi-directional pipework with two additional low-flow circuits to power a variety of attachments. All feature adjustable flow rates.

**MORE VERSATILITY**

Identical bucket pin geometry to the 3CX and 85/86 mini excavator makes the Hydradig compatible with a wide range of attachments.

# FIRST FOR SUPPORT

In a world of tough business decisions, where the customer rightfully expects the very best in machine back-up and a complete package of value-added solutions, JCB delivers. Whatever your need and wherever you are, JCB's worldwide customer support is truly first class.

Hydradig comes with a 5-year JCB LiveLink telematics contract as standard.

## Machine efficiency.

**1** JCB LiveLink provides information such as idle time and fuel consumption, to save owners and fleet managers time and money.

## Machine reliability.


**2** JCB LiveLink provides owners and fleet managers with accurate hours monitoring, service and technical alerts, and maintenance records, to improve maintenance planning.

## Machine monitoring.

**3** JCB LiveLink provides owners and fleet managers with regular performance reports throughout the day, via the LiveLink website.

## Machine security.

**4** JCB LiveLink provides real-time geo-fencing alerts, so owners and fleet managers know when a machine is moved from predetermined zones. Curfew alerts inform of unauthorized machine use.



**1**



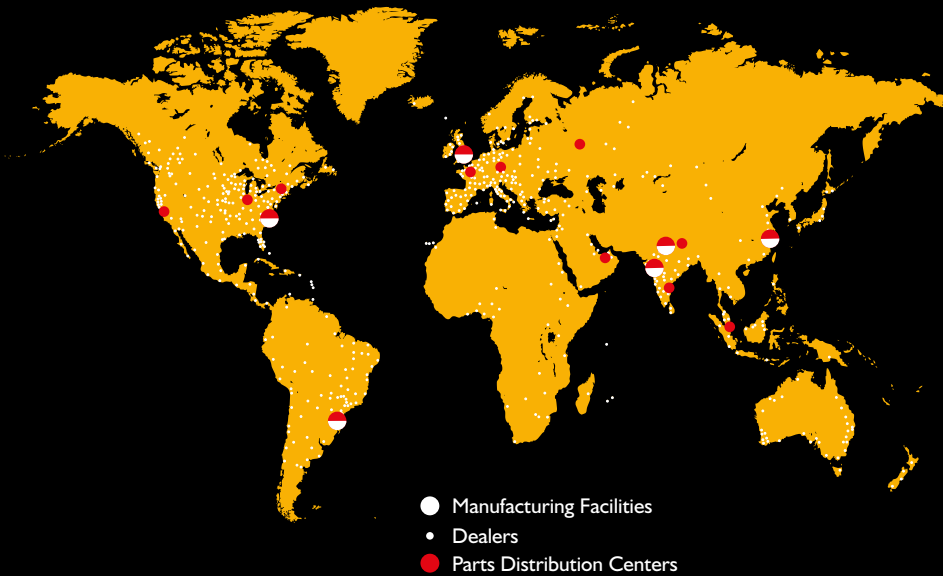
**2**



**3**



**4**



6 JCB Technical Support Service provides instant access to factory expertise, day or night, while our Finance and Insurance teams are always on hand to provide fast, flexible, competitive quotes.

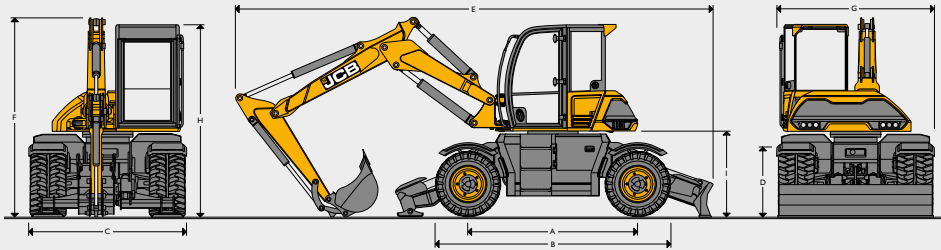
6 The global network of JCB Parts Centers is a model of efficiency. With 16 regional bases, we can deliver around 95 percent of all parts anywhere in the world within 24 hours. Genuine JCB parts are designed to work in perfect harmony with your machine, for optimum performance and productivity.

7 JCB Assetcare offers comprehensive extended warranties and service agreements, as well as service-only or repair and maintenance contracts. JCB maintenance teams provide competitive, no-obligation labor quotes and fast, efficient insurance repair work.



## SPECIFICATION

### STATIC DIMENSIONS



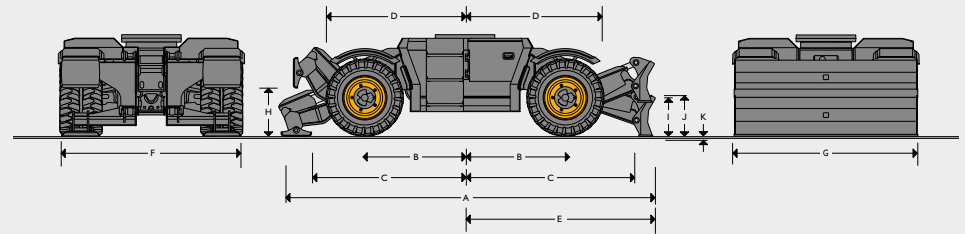
### STATIC DIMENSIONS

A	Wheelbase	ft-in (mm)	8-8 (2650)		
B	Length over tires	ft-in (mm)	12-1 (3689)		
C	Width over tires	ft-in (mm)	7-11 (2420)		
D	Height over tires	ft-in (mm)	3-4 (1016)		
G	Transport width	ft-in (mm)	8-0 (2440)		
H	Height over cab	ft-in (mm)	9-10 (2988)		
I	Clearance under counterweight	ft-in (mm)	4-4 (1319)		
J	Ground clearance	ft-in (mm)	1-0 (298)		
<b>Dipper lengths</b>			<b>5-5 (1.65 m)</b>	<b>6-7 (2.0 m)</b>	<b>7-5 (2.25 m)</b>
E	Driving length	ft-in (mm)	19-4 (5899)	19-4 (5899)	19-4 (5899)
E	Transport length	ft-in (mm)	25-1 (7654)	25-5 (7750)	25-4 (7730)
F	Driving height	ft-in (mm)	12-10 (3907)	12-10 (3907)	12-10 (3907)
F	Transport height	ft-in (mm)	9-10 (2988)	9-10 (2988)	9-10 (2988)

\*Machine is specified with a rear dozer blade. Please check chassis options for alternative specification dimensions.

### CHASSIS OPTIONS

Any combination of dozer (parallel/radial), stabilizer or grab stowage bar are available to both front and/or rear of chassis.



### STATIC DIMENSIONS

Front axle / rear axle	Oscillating steering axle / rigid steering axle		
Axes load capacity	30,865 lb		
Axes load oscillation	+/- 8 degrees		
Transmission	Hydrostatic drive via piston motor and stepless transmission		
A	Overall length		
	Rear stabilizer only	ft-in (mm)	13-6 (4119)
	Rear dozer only (raised)	ft-in (mm)	14-3 (4342)
	Front dozer and rear stabilizer (raised)	ft-in (mm)	15-8 (4773)
	Front and rear stabilizer (raised)	ft-in (mm)	14-11 (4550)
B	Center of slew ring to front and rear axle	ft-in (mm)	4-4 (1325)
C	Center of slew ring to front stabilizer (rear stabilizer)	ft-in (mm)	7-6 (2275)
D	Center of slew ring to front tire face	ft-in (mm)	6-1 (1844)
E	Center of slew ring to rear dozer blade (lowered)	ft-in (mm)	8-2 (2498)
F	Width over stabilizers	ft-in (mm)	7-10 (2380)
G	Width over dozer blade	ft-in (mm)	8-0 (2430)
H	Stabilizer lift height	ft-in (mm)	2-2 (652)
I	Dozer lift height (clearance)	ft-in (mm)	1-5 (440)
J	Dozer blade height (lowered)	ft-in (mm)	1-8 (505)
K	Dozer dig depth	ft-in (mm)	0-6 (160)

**ENGINE**

Model	JCB EcoMAX 444 TCA EU Stage IV EPA Tier 4 Final compliant
Type	4-stroke, 4-cylinder in-line, common rail, direct injection, turbocharged and intercooled diesel
Rated power (ISO 14396)	109 hp (81 kW) @ 2200 rpm
Gross torque (ISO 14396)	380 lb-ft
Piston displacement	4.4 liters
Air filtration	Dry element with secondary safety element and in-cab warning sensor
Starting system	12 volt
Batteries	12 volt
Alternator	12 volt, 150 ampere

**MAIN HYDRAULIC SYSTEM**

System	Electronically controlled system using two variable displacement piston pumps plus twin gear pumps for steering, brakes and cooling
<b>Services pump</b>	72cc variable displacement axial piston pump
Flow rate @ 2200rpm	41.8 g/min
Excavator main relief pressure	4060 psi
<b>Transmission pump – 25mph</b>	85cc variable displacement axial piston pump in a closed loop hydrostatic drive system independent from working hydraulics
Flow rate @ 2200rpm	49.4 g/min
Transmission absolute pressure	7614 psi
<b>Transmission pump – 12.4mph</b>	65cc variable displacement axial piston pump in a closed loop hydrostatic drive system independent from working hydraulics
Flow rate @ 2200rpm	41.8 g/min
Transmission absolute pressure	7614 psi
<b>High flow auxiliary</b>	
High flow auxiliary pressure	3046 psi
High flow auxiliary max. flow	31.7 g/min
<b>Low flow auxiliary</b>	
Low flow auxiliary pressure	3046 psi
Low flow auxiliary max. flow	15.9 g/min
Second low flow auxiliary pressure	3046 psi
Second low flow auxiliary max. flow	15.9 g/min
<b>Hydraulic cylinders</b>	Hardened, chromed piston rods with end damping on boom raise and dipper in
<b>Filtration</b>	
In tank	125 micron suction strainer
Main return line	10 micron return line filter

**SLEW SYSTEM**

Slew motor	Axial piston type
Slew brake	Hydraulic braking plus automatic spring applied disc type parking brake
Slew torque	6070 lb-ft
Slew speed	8.9 rpm
Slew gear	11 tooth pinion / 84 tooth ring

**TIRES**

	Dual	Single	Single	Floatation
Type	9.00 x 20 tire with spacer ring	405/70 x 20 tire	Michelin XF 45/70R19.5 tire	550/45 x 22.5 tire
Inflation pressure	102 psi (7.0 bar)	58 psi (4.0 bar)	58 psi (4.0 bar)	55 psi (3.8 bar)
Ply/load rating	14PR	16PR	173A8/180A2	16PR

**TURNING RADIUS**

	To outside of tires	To outer edge of front mounted dozer blade
	4-Wheel Steer ft-in (mm)	4-Wheel Steer ft-in (mm)
Dual wheels	13-8 (4163)	15-3 (4650)
Single wheels	12-11 (3946)	14-10 (4511)
Floatation wheels	12-11 (3946)	14-10 (4511)

**TRAVEL SPEED**

Max. speed	25 mph
Drawbar pull	10,115 lb-ft
Steering	Fully hydraulic system with 4-wheel steer, 2-wheel steer and crab steer

**BRAKES**

Brakes	All hydraulic dual circuit brake system with positive brake back off
Parking brake	Built into the transmission
Gradability	26.6° / 50% maximum continuous

**SERVICE CAPACITIES**

Fuel tank	gallons (liters)	41.5 (157)
Engine coolant	gallons (liters)	7.4 (28)
Engine oil	gallons (liters)	3.7 (14)
Hydraulic system	gallons (liters)	50.2 (190)
Hydraulic tank	gallons (liters)	34.3 (130)
Transmission (dropbox)	gallons (liters)	.3 (1)
Axle differentials (each)	gallons (liters)	Front = 4.8 (18), Rear = 3.7 (14)
Axle hubs (each)	gallons (liters)	.5 (2)
DEF fluid capacity	gallons (liters)	5.0 (19)

## SPECIFICATION

### OPERATING WEIGHTS

Machine equipped with no bucket, 165lb operator, 340lb fuel, dual tires, 2000 mm dipper.

No dozer, no stabilizer	lb (kg)	23120 (10487)
Rear dozer	lb (kg)	24315 (11029)
Rear stabilizer	lb (kg)	24063 (10915)
Front dozer and rear stabilizer	lb (kg)	25258 (11457)
Front stabilizer and rear stabilizer	lb (kg)	25007 (11343)

### BUCKET AND ARM COMBINATIONS

Bucket options	GP Bucket								
Bucket width (mm)	10" (250)	12" (300)	16" (400)	18" (450)	20" (500)	24" (600)	32" (800)	36" (900)	
Bucket capacity yd <sup>3</sup> (m <sup>3</sup> )	.08 (0.06)	.10 (0.08)	.14 (0.11)	.17 (0.13)	.20 (0.15)	.25 (0.19)	.35 (0.27)	.40 (0.31)	
Bucket weight lbs (kg)	225 (102)	240 (109)	236 (107)	249 (113)	265 (120)	298 (135)	366 (166)	395 (179)	
5-5 (1.65m)	☐	☐	☐	☐	☐	☐	☐	☐	☐
6-7 (2.00m)	☐	☐	☐	☐	☐	☐	☐	☐	☐
7-5 (2.25m)	☐	☐	☐	☐	☐	☐	☐	☐	☐

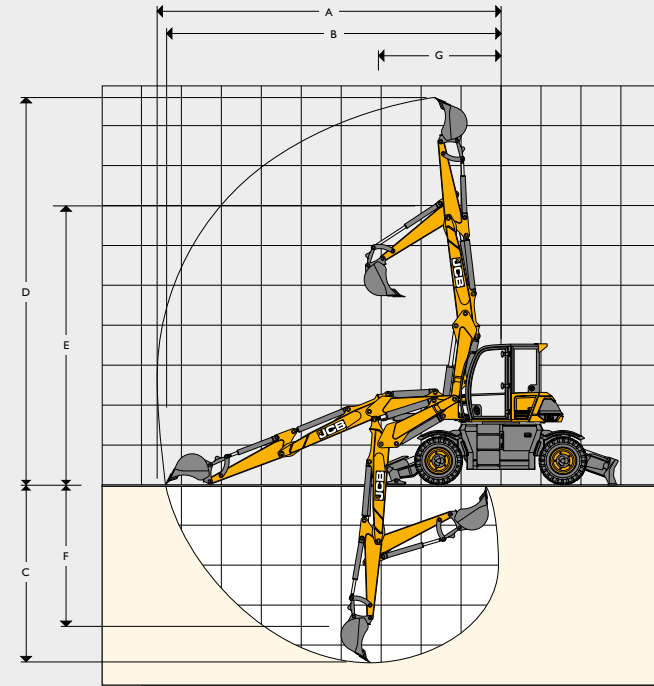
☐ = Material weight up to 3400 lbs/yd<sup>3</sup>.

● = Material weight up to 2700 lbs/yd<sup>3</sup>.

■ = Material weight up to 2000 lbs/yd<sup>3</sup>.

The above are subject to ground conditions and are a guide only.

### WORKING RANGE



### WORKING RANGE

Dipper length		5-5 (1.65 m)	6-7 (2.0 m)	7-5 (2.25 m)
A	Max. digging reach	mm 24-4 (7420)	25-6 (7770)	26-4 (8020)
B	Max. digging reach (on ground)	mm 23-6 (7165)	24-8 (7530)	25-6 (7785)
C	Max. digging depth	mm 12-6 (3810)	13-8 (4160)	14-6 (4410)
D	Max. digging height	mm 26-11 (8195)	28-0 (8545)	28-10 (8795)
E	Max. loadover height	mm 20-11 (6380)	22-1 (6720)	22-10 (6965)
F	Max. vertical wall cut depth	mm 9-10 (3000)	10-11 (3315)	11-7 (3540)
G	Min. swing radius	mm 8-9 (2675)	9-7 (2920)	10-2 (3100)
	Boom swing left	degrees	50	
	Boom swing right	degrees	70	
	Bucket rotation	degrees	184	
	Dipper tearout	lb-ft (kNm)	10860 (48.3)	8770 (39)
	Bucket tearout	lb-ft (kNm)		13535 (60.2)



**STANDARD/OPTIONAL EQUIPMENT**

<b>ENGINE</b>	
JCB EcoMAX 444 TCA EU Stage IV EPA Tier 4 Final Compliant 109 hp Engine	•
Start pre-heat	•
DEF tank (T4F)	•
One touch idle	•
Auto-idle function	•
No DPF	•
Heavy duty batteries	•
Fuel filter with water separator	•
Electronic engine control	•
Fuel cooler	•
Refuelling pump	+
Cold climate kit	+
<b>SAFETY</b>	
Battery isolator	•
Key	•
2GO	•
Lockable fuel cap	•
Full halogen worklights (2x boom, 2x cab front, 2x cab rear & 2x cab side)	•
Full LED worklight upgrade	+
Rear-view camera	+
Fire extinguisher	+
FOPS level 2 guard	+
Heavy duty front screen guard	+
Reverse alarm kit	+

<b>CAB &amp; INTERIOR</b>	
Sound-insulated and 4 shock mounted cab	•
Mechanical suspension seat	•
Deluxe high fabric air suspension heated base seat	+
Height adjustable arm rests	•
Sliding right window	•
Immobilizer	•
7" color monitor with rotary control	•
Front window wiper	•
Retractable 2" seatbelt	•
12V power socket	•
Sunblind	•
13 air circulation vents	•
Momentary park brake (defaults on)	•
Locking brake pedal	•
Opening front window and removable lower front window	•
Travel speed indicator	•
Highway / site mode	•
Rear fog lights	•
Cab heater	•
Full climate control with air conditioning	+
Rain visor	+
Rear screen wiper with wash	+
Radio	+

<b>HYDRAULIC SYSTEM</b>	
Boom / Arm/ Bucket hose burst check valves	•
ISO / SAE changeover	•
Bucket to grab changeover	+
Smooth ride system	+
Hand held tool circuit	+
Hydraulic quickhitch	+
Proportional controls	•
Hammer / Auxiliary pipework	•
Hammer / Auxiliary with low flow pipework	+
Hammer / Auxiliary with 2x low flow pipework	+
Blanking caps for hydraulic pipework	+
Bio oil	+
Panolin oil	+

<b>LOWER STRUCTURE</b>	
2/4 and Crab steering modes	•
Reverse steer	+
Single tires	+
Dual tires	+
Flotation tires	+
Dozer blade (front / rear)	+
Stabilizers (front / rear)	+
Wheel fenders	+
Grab stowage bar	+
Stabilizer street pads	+
Clevis towing kit	+
Rockinger towing kit	+
High angle exhaust	+

<b>DIG END</b>	
Lifting shackle tipping link	•
Bucket ram guard	+











<b>OTHER</b>	
Cruise control	•
LiveLink telematics (5 yr)	•
Remote fuel drain	+
Wheel chocks	+
Auto up function for dozer and stabilizers	+
Reversible fan	+

**STANDARD** •  
**OPTIONAL** +

**SPECIFICATION**











**LIFT CAPACITIES: 5' 5" (1.65M) DIPPER WITH STABS AND DOZER DEPLOYED**

**TAB**

Reach	9-10 (3 m)		13-1 (4 m)		16-5 (5 m)		19-8 (6 m)		Capacity at Max Reach		ft-in (mm)
											
Load Point Ht.	lb (kg)	lb (kg)	lb (kg)	lb (kg)	lb (kg)	lb (kg)	lb (kg)	lb (kg)	lb (kg)	lb (kg)	
14' 9" (4.5 m)	4028* (1827*)	4028* (1827*)	4651* (2105*)	4641* (2105*)	3896* (1767*)	3896* (1767*)	-	-	3342* (1516*)	2862 (1298)	19-6 (5964)
9' 10" (3.0 m)	-	-	5657* (2566*)	4877 (2212)	4308* (1954*)	3713 (1684)	3333* (1512*)	2815 (1277)	3051* (1384*)	2438 (1106)	21-4 (6518)
4' 11" (1.5 m)	-	-	6422* (2913*)	4824 (2188)	4733* (2147*)	3536 (1604)	3582* (1625*)	2716 (1232)	3075* (1395*)	2337 (1060)	21-8 (6632)
0' 0" (0 m)	-	-	5933* (2691*)	4694 (2129)	4462* (2024*)	3430 (1556)	3307* (1500*)	2674 (1213)	2712* (1230*)	2337 (1060)	20-8 (6339)
-3' 3" (-1.0 m)	6149* (2789*)	6149* (2789*)	4960* (2250*)	4277 (1940)	3737* (1695*)	3221 (1461)	-	-	2297* (1042*)	2297* (1042*)	19-3 (5887)











**LIFT CAPACITIES: 5' 5" (1.65M) DIPPER OFF DUAL TIRES**

**TAB**

Reach	9-10 (3 m)		13-1 (4 m)		16-5 (5 m)		19-8 (6 m)		Capacity at Max Reach		ft-in (mm)
											
Load Point Ht.	lb (kg)	lb (kg)	lb (kg)	lb (kg)	lb (kg)	lb (kg)	lb (kg)	lb (kg)	lb (kg)	lb (kg)	
14' 9" (4.5 m)	4028* (1827*)	4028* (1827*)	4651* (2105*)	4641* (2105*)	3896* (1767*)	3135 (1422)	-	-	3342* (1516*)	2271 (1030)	19-6 (5964)
9' 10" (3.0 m)	-	-	5657* (2566*)	4158 (1886)	4308* (1954*)	2994 (1358)	3333* (1512*)	2244 (1018)	3051* (1384*)	1936 (878)	21-4 (6518)
4' 11" (1.5 m)	-	-	6422* (2913*)	3803 (1725)	4733* (2147*)	2813 (1276)	3582* (1625*)	2167 (983)	3075* (1395*)	1863 (845)	21-8 (6632)
0' 0" (0 m)	-	-	5933* (2691*)	3721 (1688)	4462* (2024*)	2738 (1242)	3307* (1500*)	2141 (971)	2712* (1230*)	2004 (909)	20-8 (6339)
-3' 3" (-1.0 m)	6149* (2789*)	6149* (2789*)	4960* (2250*)	3790 (1719)	3737* (1695*)	2769 (1256)	-	-	2297* (1042*)	2297* (1042*)	19-3 (5887)


**LIFT CAPACITIES: 6' 7" (2.00M) DIPPER WITH STABS AND DOZER DEPLOYED**

**TAB**

Reach	9-10 (3 m)		13-1 (4 m)		16-5 (5 m)		19-8 (6 m)		Capacity at Max Reach		ft-in (mm)
											
Load Point Ht.	lb (kg)	lb (kg)	lb (kg)	lb (kg)	lb (kg)	lb (kg)	lb (kg)	lb (kg)	lb (kg)	lb (kg)	
14' 9" (4.5 m)	-	-	4206* (1908*)	4206* (1908*)	-	-	3053* (1385*)	2632 (1194)	2945* (1336*)	2540 (1152)	20-9 (6358)
9' 10" (3.0 m)	-	-	5317* (2412*)	5317* (2412*)	4065* (1844*)	3505 (1590)	-	-	2716* (1232*)	2218 (1006)	22-6 (6874)
4' 11" (1.5 m)	-	-	6274* (2846*)	4841 (2196)	4619* (2095*)	3519 (1596)	3437* (1559*)	2694 (1222)	2736* (1241*)	2134 (968)	22-9 (6982)
0' 0" (0 m)	-	-	6098* (2766*)	4638 (2104)	4524* (2052*)	3377 (1532)	3457* (1568*)	2626 (1191)	2518* (1142*)	2172 (985)	22-0 (6706)
-3' 3" (-1.0 m)	7015* (3182*)	7015* (3182*)	5304* (2406*)	4572 (2074)	3990* (1810*)	3373 (1530)	2811* (1275*)	2423 (1099)	2185* (991*)	2185* (991*)	20-6 (6288)

 Lift capacity front and rear.

**Notes:** 1. For lifting capacity including bucket, subtract total weight of bucket or bucket and quickhitch from above values.











 Lift capacity full circle.

2. Lifting capacities are based on ISO 10567, that is: 75% of minimum tipping load or 87% of hydraulic lift capacity, whichever is the less. Lifting capacities marked\* are based on hydraulic capacity.










3. Lift capacities assume that the machine is on firm, level ground.

4. Lift capacities may be limited by local regulations. Please refer to your dealer.



**LIFT CAPACITIES: 6' 7" (2.00 M) DIPPER OFF DUAL TIRES** **TAB**

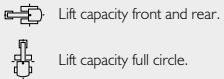
Reach	9-10 (3 m)		13-1 (4 m)		16-5 (5 m)		19-8 (6 m)		Capacity at Max Reach		ft-in (mm)
											
Load Point Ht.	lb (kg)	lb (kg)	lb (kg)	lb (kg)	lb (kg)	lb (kg)	lb (kg)	lb (kg)	lb (kg)	lb (kg)	
14'9" (4.5 m)	-	-	4206* (1908*)	4206* (1908*)	-	-	3053* (1385*)	2299 (1043)	2945* (1336*)	2026 (919)	
9'10" (3.0 m)	-	-	5317* (2412*)	4233 (1920)	4065* (1844*)	3009 (1365)	-	-	2716* (1232*)	1753 (795)	
4'11" (1.5 m)	-	-	6274* (2846*)	3812 (1729)	4619* (2095*)	2795 (1268)	3437* (1559*)	2143 (972)	2736* (1241*)	1689 (766)	
0'0" (0 m)	-	-	6098* (2766*)	3664 (1662)	4254* (2052*)	2687 (1219)	3457* (1568*)	2092 (949)	2518* (1142*)	1803 (818)	
-3'3" (-1.0 m)	7015* (3182*)	7015* (3182*)	5304* (2406*)	3688 (1673)	3990* (1810*)	2696 (1223)	2811* (1275*)	2114 (959)	2185* (991*)	2185* (991*)	

**LIFT CAPACITIES: 7' 5" (2.25 M) DIPPER WITH STABS AND DOZER DEPLOYED** **TAB**

Reach	9-10 (3 m)		13-1 (4 m)		16-5 (5 m)		19-8 (6 m)		Capacity at Max Reach		ft-in (mm)
											
Load Point Ht.	lb (kg)	lb (kg)	lb (kg)	lb (kg)	lb (kg)	lb (kg)	lb (kg)	lb (kg)	lb (kg)	lb (kg)	
14'9" (4.5 m)	-	-	3488* (1582*)	3488* (1582*)	3523* (1598*)	3523* (1598*)	2921* (1325*)	2921* (1325*)	2703* (1226*)	2330 (1057)	
9'10" (3.0 m)	-	-	4738* (2149*)	4738* (2149*)	3902* (1770*)	3364 (1526)	3056* (1386*)	2634 (1195)	2502* (1135*)	2072 (940)	
4'11" (1.5 m)	-	-	6122* (2777*)	4859 (2204)	4533* (2056*)	3527 (1600)	3333* (1512*)	2683 (1217)	2518* (1142*)	1997 (906)	
0'0" (0 m)	-	-	6162* (2795*)	4603 (2088)	4548* (2063*)	3351 (1520)	-	-	2383* (1081*)	2055 (932)	
-3'3" (-1.0 m)	6411* (2908*)	6411* (2908*)	5512* (2500*)	4581 (2078)	4125* (1871*)	3329 (1510)	3018* (1369*)	2582 (1171)	2094* (950*)	2094 (950)	

**LIFT CAPACITIES: 7' 5" (2.25 M) DIPPER OFF DUAL TIRES** **TAB**

Reach	9-10 (3 m)		13-1 (4 m)		16-5 (5 m)		19-8 (6 m)		Capacity at Max Reach		ft-in (mm)
											
Load Point Ht.	lb (kg)	lb (kg)	lb (kg)	lb (kg)	lb (kg)	lb (kg)	lb (kg)	lb (kg)	lb (kg)	lb (kg)	
14'9" (4.5 m)	-	-	3488* (1582*)	3488* (1582*)	3523* (1598*)	3523* (1598*)	2921* (1325*)	2319 (1052)	2703* (1226*)	1870 (848)	
9'10" (3.0 m)	-	-	4738* (2149*)	4738* (2149*)	3902* (1770*)	3025 (1372)	3056* (1386*)	2244 (1018)	2502* (1135*)	1631 (740)	
4'11" (1.5 m)	-	-	6122* (2777*)	3823 (1734)	4533* (2056*)	2800 (1270)	3333* (1512*)	2127 (965)	2518* (1142*)	1572 (713)	
0'0" (0 m)	-	-	6162* (2795*)	3627 (1645)	4548* (2063*)	2654 (1204)	-	-	2383* (1081*)	1673 (759)	
-3'3" (-1.0 m)	6411* (2908*)	6411* (2908*)	5512* (2500*)	3629 (1646)	4125* (1871*)	2650 (1202)	3018* (1369*)	2057 (933)	2094* (950*)	2094* (950*)	



- Notes:**
1. For lifting capacity including bucket, subtract total weight of bucket or bucket and quickhitch from above values.
  2. Lifting capacities are based on ISO 10567, that is: 75% of minimum tipping load or 87% of hydraulic lift capacity, whichever is the less. Lifting capacities marked\* are based on hydraulic capacity.
  3. Lift capacities assume that the machine is on firm, level ground.
  4. Lift capacities may be limited by local regulations. Please refer to your dealer.

