

# TRACTOR PULL MIXERS

## HD Series

### MAJOR COMPONENTS



Aggressive Knife



Curved Knife



Triangle Knife



Hiway Commercial Low Pro Super Singles



Hiway Commercial Dual Tires



6720 HD Tornado Auger  
Auger Thickness 3/4"



1120 HD Tornado Auger  
Auger Thickness 3/4"



1420 HD Tornado Auger  
Auger Thickness 3/4"

All Tornado Augers are equipped with 3 different styles of deep serrated, heat treated, tungsten carbide knives. 3 different style of knives depending on your nutrition needs can process any kind of fiber (hay, haylage, silage, straw, byproducts, corn and soybean stalks).

HD Side Door

(Only for model 1720 HD)



HD 2 Speed Gearbox



HD Planetary Gearbox  
5 yr warranty



Large Double Entry Safe Viewing Platform



HD Spring Suspension (Hiway Commercial)



Penta TMR the only mixer company that uses all Stainless Steel Conveyors on HD models.

HD Stainless Steel Flip-up Conveyor

Heaviest in the industry



Stainless Steel 3/4" Adjustment Bolts



HD Stainless Steel Dual Conveyor

Heaviest in the industry



Industrial Cast Chain 2x



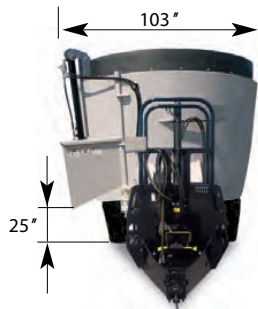
# TRACTOR PULL MIXER

## HD Series Model 4120

Model 4120 H.D. Low Pro Trailer Base Machine



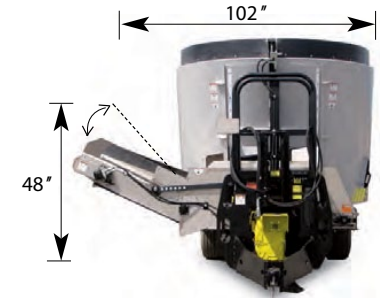
Standard Equipment Corner Door




	4120
Single Auger	Y
4 Point Scale	Y
Capacity (Top of Metal) cu/ft	410
cu/metre	11,6
Capacity (with Extension) cu/ft	450
cu/metre	12,7
Trailer Model	Y
Truck Mount	Y
Stationary Model	Y
540 RPM	Std.
1000 RPM	Opt.
No 2 - Speed Gearbox (HP)	80
1:3 Regular 2 - Speed Gearbox (4120 HD - 60 HP / 5620 HD - 80 HP )	Y
1:5 Low 2 - Speed Gearbox (4120 HD - 60 HP / 5620 HD - 75 HP )	Opt.
1:8 Super Low 2 - Speed Gearbox (4120 HD - 50 HP / 5620 HD - 70 HP )	Opt.
Corner Door-Right Front	Y
Left Rear	Y
Dual Conveyor	Y
Sliding Dual Conveyor	Y
Dog Leg Conveyor (Right or Left Side)	Y
Flip-up Conveyor (Right or Left Side)	Y
Rear Commodity Door	Y
Extra Side Door(s)	Y
Weight-Pounds	11 180
Kilograms	5 071
Single Axle	Std.
Spring Suspension Tandem Axle	Opt.
26 x 12-12 Lo Pro on 6 Bolt Rims Tandem	Opt.
12.5L x 15 on 8 Bolt Rims	Std.
19/45 x17 Flotation on 8 Bolt Rims	Std.
435/50R/19.5 Super Singles	Opt.
Brakes	Opt.
Lights	Opt.
Thickness Wall - 3/8", Floor - 3/4"	

### Options

Flip-up Conveyor (Right Side)



Flip-up Conveyor (Left Side)



Dual Conveyor

