

40 SERIES AXIAL-FLOW® COMBINES



THE NEXT GENERATION OF AXIAL-FLOW COMBINES IS NOW.

As the challenges and opportunities in agriculture grow, so do the demands placed on combines. More power. Improved fuel efficiency. Lower emissions. And, of course, higher grain quality. The new Case IH Axial-Flow 40 series combines are ready. Not only do these machines meet emissions regulations, they actually do it with improved performance and incredible fuel efficiency. But don't take our word for it. The real proof is in the grain tank. No matter the crop, acreage or field condition, Axial-Flow combines are here to optimize your yield.

BE READY.





PROVEN PERFORMANCE

4-5

LEADING THE INDUSTRY

6-7

AXIAL-FLOW FAMILY

8-9

OPERATOR ENVIRONMENT

10-11

SCR TECHNOLOGY

12-13

SINGLE ROTOR TECHNOLOGY

14-17

DRIVE SYSTEMS

18-19

THRESHING & SEPARATING

20-21

CLEANING

22-23

RESIDUE MANAGEMENT

24-25

GRAIN HANDLING

26-27

INTUITIVE OPERATION

28-29

ADVANCED FARMING SYSTEMS (AFS)

30-31

MAXIMUM UPTIME

32-33

HEADS

34-37

DIMENSIONS

38-39

SYSTEMS APPROACH

40-41

PRODUCT SPECIFICATIONS

42-43

HARVESTING MEETS EFFICIENT POWER.

Regardless of crop, field condition or farm size, Case IH Axial-Flow combines are proven to produce the highest in both grain quantity and quality. As a member of the Case IH Efficient Power family, Axial-Flow combines are designed to deliver exceptional fuel and fluid economy as well as impressive horsepower. In fact, every one of our six models offer full Tier 4 B/Final compliance and a 10 percent increase in fuel economy, on average.



HARVESTING CONTROL.

With a Case IH Axial-Flow combine, you'll have all the capacity you need, as well as easy adjustment options to match your crop and field conditions and minimize potential grain loss. The Case IH AFX rotor creates smooth crop flow, improving throughput and putting more high quality grain in the tank. (For more, see pages 20–21.)

UNPARALLELED OPERATOR ENVIRONMENT.

Thanks to more space and an ergonomic design, when you climb into the Case IH Axial-Flow cab, you'll get a panoramic view of what leadership really looks like. When the days are long and the nights are even longer, you'll come to really appreciate the industry-leading comfort of the Axial-Flow cab. (For more, see pages 10–11.)

INTUITIVE OPERATION.

We understand the importance of making machine adjustments on the go, which is why the Case IH MultiFunction propulsion handle was designed to have the most commonly used controls placed within easy reach. Plus, you'll be able to work more efficiently thanks to crop presets and the ability to save multiple crop settings in memory. In addition, in-field productivity is enhanced by conveniently grouped functions and a state-of-the-art AFS Pro 700 display for yield monitoring and machine/guidance control. (For more, see pages 28–29.)

MAXIMUM UPTIME.

The simple and reliable Case IH Axial-Flow combine is designed with fewer moving parts to make the most of short harvest windows. Innovative features like the in-cab rotor de-slug, standard on 7240, 8240 and 9240 models, keep you on the go. And with Case IH combines featuring the industry's longest service intervals, you'll be sure to maximize your harvest time day after day, season after season. (For more, see pages 32–33.)



THE HEART OF EVERY ROTARY COMBINE BEATS RED.

Axial-Flow single rotor technology has led the industry since 1977, providing a simple design that produces superior grain quality and a better value than any other combine on the market.



AXIAL-FLOW PRODUCTIVITY.

Axial-Flow combine productivity is dependent on several variables: type of crop, crop conditions, timeliness of harvest, machine settings, and operator experience. Adverse harvest conditions early in the season produce lower productivity levels than ideal harvest conditions with optimized machine settings later in the season. Machine capacity may vary, depending on conditions. The average productivity difference between each Axial-Flow model ranges 10 to 20 percent.

	5140	6140	7140	7240	8240	9240
CLASS SIZE	CLASS V	CLASS VI	CLASS VII	CLASS VII	CLASS VIII	CLASS IX
Engine	Case IH – FPT 6.7 L	Case IH – FPT 8.7 L		Case IH – FPT 11.1 L	Case IH – FPT 12.9 L	Case IH – FPT 16.0 L
Rated Power	265 hp	348 hp	375 hp	402 hp	480 hp	550 hp
Peak Power	308 hp	411 hp	442 hp	468 hp	555 hp	625 hp
Power Rise	43 hp	63 hp	67 hp	66 hp	75 hp	
Feeder Width	45.5 in. (1.16 m)			54 in. (1.37 m)		
Concave Wrap	156.5°			180°		
Cleaning System	Fixed			Self-Leveling to 12.1%		
Cleaning Area	7,947 sq. in. (5.1 m ²)			10,075 sq. in. (6.9 m ²)		
Grain Tank Size	250 bu.	300 bu.		315 bu.	410 bu.	
Unload Rate	2.5 bu./sec	3.2 bu./sec		4.0 bu./sec		4.5 bu./sec
Rotor Drive	2.25 in. (57.15 mm) rotor belt	3.0 in. (76.2 mm) rotor belt		Power Plus CVT Drive		
AFS Pro 700	Standard					



MEET THE INDUSTRY'S LARGEST LINEUP.

Case IH offers the broadest model offering to meet the needs of any operation, including two Class VII models so producers can tailor a machine to their unique needs. From the hardworking, simple Class V Axial-Flow 5140 with 265 horsepower all the way up to the powerful Class IX Axial-Flow 9240 that peaks at 625 horsepower, you will find an Axial-Flow combine perfectly suited for your operation's needs. From header to spreader, Axial-Flow series systems are carefully matched to ensure efficiency and productivity. The Axial-Flow line represents simplicity and reliability with the fewest drive components and longest service intervals in the industry. It also leads the industry with features such as the largest cleaning systems, most innovative drive systems, and largest selection of headers.



AXIAL-FLOW CORE PRINCIPLES:

SIMPLICITY.

Axial-Flow combines are designed with fewer moving parts for unmatched reliability and easier serviceability.

CROP ADAPTABILITY.

Designed to harvest over 134 types of grains in many conditions. The Axial-Flow combine is versatile enough to match your diverse harvesting needs.

MATCHED CAPACITY.

Controlling crop flow is the key to harvesting success. The Axial-Flow feeder, rotor, grain handling, residue management, and power systems are designed to optimize crop flow and maximize productivity.

GRAIN QUALITY.

Gentle grain-on-grain threshing is the hallmark of the Axial-Flow design. From feeding to cleaning, the entire system is designed to minimize grain damage.

GRAIN SAVINGS.

Axial-Flow combines pave the way for savings. Thorough threshing and efficient separation put more grain in the tank and more profits in your pocket.

RESALE VALUE.

Case IH combines reward their owners with impressive resale value. A wide variety of kits are also available to enhance performance, upgrade technology, boost productivity and maximize your investment.



THE TRUE MOBILE OFFICE. AXIAL-FLOW COMBINE CABS.

Thanks to your input, Case IH has taken the largest, most comfortable combine cab in the industry and made it even better, providing the ultimate in convenience, comfort and productivity for your office in the field.



COMFORT, CONTROL AND CONNECTABILITY.

- Slide rail console (240 series)
- Standard AFS Pro 700 display
- Cell phone cradle w/ power port – easy reach and readability
- Separate power outlet
- Optional cloth or leather seating
- Portable fridge included in luxury cab package
- Instructional seat backrest flips down to create a work surface



REFINED MULTI-FUNCTION HANDLE.

- Moves with seat for smooth operator control
- Similar function grouping at your fingertips
- Multiple settings easily saved for future use
- Optional cross auger control (240 series)
- Optional pivoting spout (240 series)



INSTRUCTIONAL SEAT WITH PORTABLE FRIDGE.

- Double duty – side seat serves as work surface or lunch cooler
- Optional Bluetooth® radio



* Recognition of the year's top 50 most innovative new agricultural products.



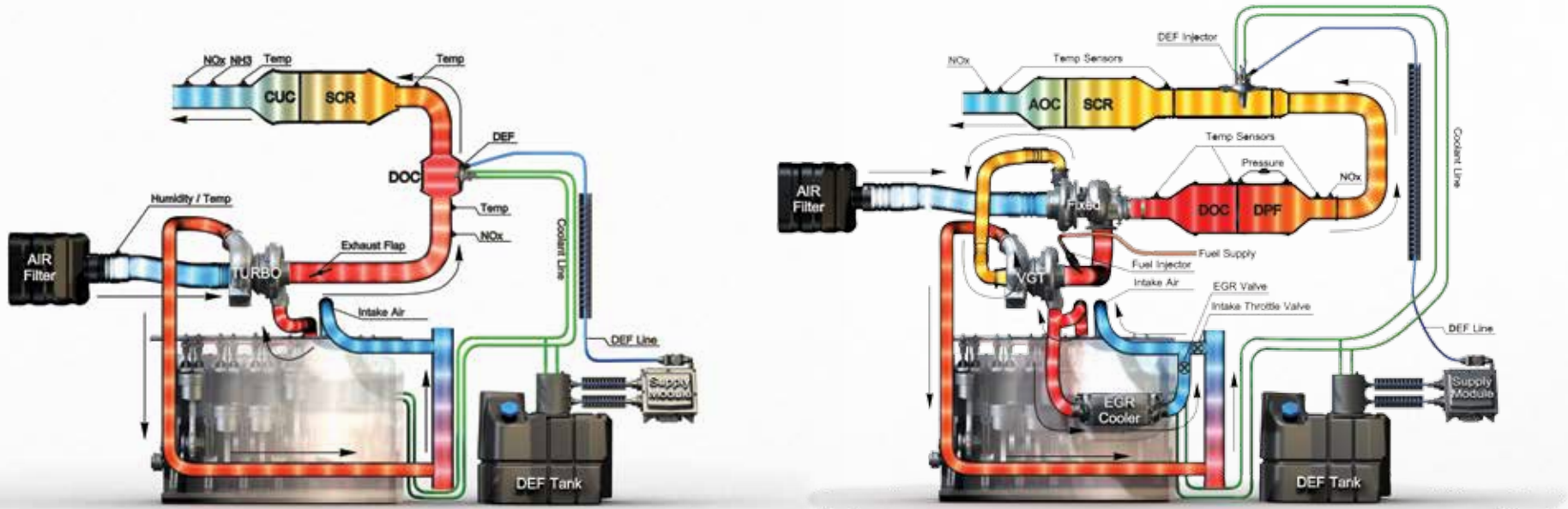
IN THE FINAL STRETCH: CASE IH STILL SETS THE STANDARD.

Since the first phase of Tier 4 emissions regulations went into effect, Case IH has been committed to an SCR-only based solution. Case IH chose SCR technology because it works outside engines and allows them to run at their best, without modification or compromise. Because it helps save diesel fuel and increase power. Because it means engines that last longer with less routine maintenance. Because Case IH went with the technology that was right from the start, that means we're out in front of the rest of the industry.



CASE IH TIER 4 B/FINAL SOLUTION EXCLUSIVE AND PATENTED.

If an SCR-only solution works so well, why doesn't every manufacturer offer it? The simple answer is they can't. The technology that lets Case IH achieve Tier 4 B/Final standards without adding EGR and DPF components is proprietary and patented. The Tier 4 B/Final SCR system is fundamentally similar to the system used for Tier 4A, with only a few new components added to meet the final Tier 4 B/Final mandate. The new components provide the following enhancements: improved system monitoring, better NOx conversion and better control of exhaust temperatures in cold applications. The Case IH FPT edge is an exclusive one. It is the right solution, right from the start.



System component size varies from one machine application to another. Component sizes shown here are approximate and not to scale.

SCR-ONLY SOLUTION: CLEAN & SIMPLE.

The Case IH Selective Catalytic Reduction (SCR) solution is a true exhaust after-treatment system, with all of the emissions components located on the exhaust.

- Single SCR-only solution does it all with class-leading power that does not compromise efficiency.
- Treats exhaust outside the engine, without added complexity.
- No additional emission systems, and no operational changes from Tier 4A to Tier 4B/Final.
- Service requirements and engine exposure to soot and carbon minimized.
- Easy to service with industry-leading 600 hour oil change.
- Exclusive, patented SCR-only Tier 4 B/Final design delivers 95% NOx conversion efficiency vs. competitive systems that provide only 80–85% efficiency.
- Designed to optimize fuel efficiency.
- 53,000+ Case IH SCR-only engines, 25 million+ operating hours in North America.

HYBRID SOLUTION: CLUTTERED & COMPLEX.

If it looks a little cramped and cluttered in the engine compartment of a combine with a hybrid EGR / Diesel Particulate Filter (DPF) / SCR emissions system, that's because it is.

- Operating a hybrid system means compromised performance and more complexity (and heat) than ideal
- Added engine parts throttle back power and performance
- EGR valve means higher operating temperatures and fuel costs
- More parts, more service, more maintenance expense
- Competitive combines with hybrid systems are more complex, have more hardware and will trap more trash and debris.

140 SERIES AXIAL-FLOW COMBINES. PROVEN PRODUCERS WITH BUILT-IN ECONOMY.

Perfect for owner operators and fleet operations, the 140 series Axial-Flow combines deliver maximum peace of mind through a simple to operate, efficient and reliable design featuring a belt-driven rotor. With proven Tier 4 B/Final emissions-certified 6.7 L–8.7 L engines, up to 375 engine horsepower and up to 300 bushel capacity, they give you the same superior grain quality, grain savings and value as the larger 240 series.

E LIGHTING OPTIONS

- 3 available lighting packages to suit your needs

D DELUXE CAB

- 110 cu. ft. of space/62 sq. ft. glass
- Right hand console groups controls by function
- Pro 700 display provides operator to machine interface

C 2WD STANDARD

- Optional Power Guide axle
- 8 single drive tire options
- 9 dual drive tire options

B FEEDER

- 3-chain / 2-strand feeder chain
- Feeder drum with drum rings
- New hydraulic tensioner
- Feeder reinforcements

TALL CORN ATTACHMENT



*

* Recognition of the year's top 50 most innovative new agricultural products.

A 4400 SERIES CORN HEADS

- Non-chopping & chopping configurations
- New divider profile
- Optional spiral dividers and tall corn attachment
- Patented corn louvers
- Flip up hoods and dividers with hydraulic lift cylinders





F 300 BU. GRAIN TANK

- Standard manual fold extensions
- Optional in-cab folding extensions and covers

G FASTER UNLOADING AUGERS

- 5140: 2.5 bu./sec;
6140 & 7140: 3.2 bu./sec

H FPT TIER 4 B/FINAL SCR-ONLY ENGINES

- Responsive power and improved fuel economy
- Emissions treated in the exhaust

I RESIDUE MANAGEMENT SYSTEM

- Three chopper options: 3-bladed discharge beater; standard cut straw chopper; 6-row flail cut chopper
- Standard dual disc spreaders / Optional dual disc with chaff spreaders

J 7,974 SQ. IN. CLEANING SYSTEM

- Largest cleaning system in the industry for Class V–VII combines
- Auger bed with five extended-wear augers
- Patented Cross-Flow fan (450–1300 rpm fan range)

K AFX ROTOR

- Creates smooth crop flow
- Improves throughput
- Puts more high quality grain in your tank

For more, see pages 20–21

240 SERIES AXIAL-FLOW COMBINES. POWER PLUS TECHNOLOGY.

Producers with large acreages and crops of all types will appreciate the crop adaptability, grain quality and grain savings of the Class VII, VIII and IX 240 series Axial-Flow combines. They feature proven Tier 4 B/Final emissions-certified engines using SCR-only technology with 11.1 L, 12.9 L and industry-leading 15.9 L engines with up to 550 horsepower. Couple that power with up to 410 bushel capacity and an unload rate of up to 4.5 bushels/second for the productivity you need. The 240 series includes extra features like a self-leveling cleaning system, belt-free Power Plus CVT drive with an in-cab deslug feature and automatic crop settings for quick, push-button return to the machine settings you use most.

B 3162 TERRAFLEX™ CUTTERBAR

- Flexes 3" up and 3" down
- Ground following capability captures low pod beans or down crop
- Simple mechanical torsion blocks provide more adjustability than conventional hydraulic systems
- Terraflex feeder tilt

A 3100 SERIES DRAPER HEADS

- Widest selection of draper heads in the industry
- 3152 rigid drapers: 25'–45'
- 3162 TerraFlex drapers: 30'–45'
- Cam action reel efficiently moves crops
- Heads-first feeding provides smooth even crop flow
- Patented CentraCut Knife Drive
- Wide in-line feed drapers provide extra capacity for today's wider heads and higher crop volumes
- Slow speed transport can be deployed from the cab

E LIGHTING OPTIONS


- 4 available lighting packages to suit your needs

D DELUXE CAB

- 110 cu. ft. space/62 sq. ft. of glass
- Three storage bins
- Five storage shelves

C FEEDER

- 4-chain / 3-strand feeder chain
- Adjust the cutterbar to the optimum angle for feeding





F 315/410 BU. GRAIN TANK

- Standard manual fold extensions
- Optional in-cab folding extensions and covers

G UNLOADING AUGERS MATCHED TO HEADER CAPACITY

- 7240 * 8240: 4.0 bu./sec; 9240: 4.5 bu./sec
- Standard fixed spout, optional pivoting spout with grain saver door

H FPT TIER 4 B/FINAL SCR-ONLY ENGINES

- Responsive power and improved fuel economy for demanding harvest conditions
- Emissions treated in the exhaust

I PTO GEARBOX

- Provides simple efficient power for combine and hydraulic systems
- Direct drive from engine

K CONTINUALLY VARIABLE TRANSMISSION DRIVES

- CVT Rotor Drive
- CVT Feeder Drive
- Patented feeder to ground speed control

J RESIDUE OPTIONS

- 8 chopper and spreader options

L 10,075 SQ. IN. CLEANING SYSTEM

- Largest cleaning system in the industry for Class VII–IX combines
- Self-leveling (up to 12%) cleaning system maximizes efficiency and grain savings
- Grain pan starts cleaning process and improves cleaning system efficiency


M AFX ROTOR

- Creates smooth crop flow
- Improves throughput
- Puts more high quality grain in your tank
- 180 degrees of concave wrap
- 6 threshing and separating module options
- Adjustable cage vanes improve threshing and throughput

For more, see pages 20–21

SHIFT INTO THE MODEL RIGHT FOR YOU.

Whether you want simplicity and convenience or superior control, Case IH Axial-Flow combines are available with the rotor technology right for you. Our 140 series delivers maximum peace of mind through a simple, efficient and reliable belt-driven rotor design. Or choose our flagship 240 series — featuring an innovative Power Plus Continuously Variable Transmission (CVT). Its belt-free, low maintenance design, variable speed drives and unique in-field capabilities including rotor de-slug and our patented header to groundspeed syncing help save time, boost productivity and deliver the ultimate in operator control.



SIMPLICITY AND RELIABILITY.

With extra large pulleys, the rotor drive features Kevlar™ belt technology on the 140 series combines. An exclusive three-speed gearbox provides maximum belt wrap while ensuring efficient power transfer from the engine to the rotor. The 5140 utilizes a 2.25 in. (57 mm) wide rotor drive belt, while the Axial-Flow 6140 and 7140 utilize a 3.0 in. (76 mm) wide rotor drive belt. The three-speed gearbox also provides rotor speed overlap for improved belt life, while the three-speed ranges ensure optimal positioning for commonly used rotor speeds. This unique design results in less belt slippage, greater durability and increased life.



THE INTERMEDIATE FEEDER GEARBOX.

The intermediate feeder gearbox provides efficient power transfer to the feeder top shaft and optional spiral rock drum, if equipped. The gearbox eliminates the need for chains or belts and protects the feeder with both a friction clutch on the feeder shaft and a radial pin clutch on the feeder drum.

THE LOWER FEEDER GEARBOX.

This gearbox handles the high horsepower requirements of chopping corn heads and large headers and ensures efficient and smooth power transfer to the header.






ROTOR DRIVE

FEEDER DRIVE

PATENTED, REVOLUTIONARY POWER PLUS CVT DRIVES.

CVT drives are specifically built to accommodate the higher horsepower demands of our 7240, 8240 and 9240 combines. It's an exclusive technological advancement you won't find on any other manufacturer's machines.

POWER PLUS
CVT DRIVE



EXCLUSIVE POWER PLUS CVT. MORE POWER, LESS DOWNTIME.

The industry-exclusive Power Plus CVT delivers more power and less downtime thanks to a dedicated drive for the rotor and a separate drive for the feeder. The CVT system offers efficient mechanical all-gear drive with a hydraulic motor to vary speed. The exclusive rotor de-slug allows you to reverse the rotor from the comfort of your cab. The three-speed rotor gearbox optimizes the speed range for peak efficiency. With a CVT drive, you get the convenience of hydraulic variable control and the efficient power transfer of a mechanical system. Plus, unique in-field capabilities like patented header to groundspeed syncing, ensures smooth material flow from header to spreader.

PATENTED AUTO FEEDER SPEED AND IN-CAB ROTOR REVERSING.

Available on the 7240, 8240 and 9240, in-cab electronic variable feeder speed control automatically matches header speed to ground speed, optimizing grain savings in corn head applications. As crops get thinner and combines accelerate, the header and feeder speed automatically adapt to keep more grain in the bin. Additionally, the Power Plus CVT drive system offers an in-cab deslug feature to rock and/or fully reverse the rotor to clear out slugs.



IN-CAB DESLUG
FEATURE

TAKE CONTROL OF YOUR HARVEST.

We pioneered rotor development back in the 1960s. Since then, refinements, enhancements, and improvements have led to the pinnacle in rotor performance, the AFX rotor. It features constant pitch impellers that draw the crop and air into the rotor. The AFX rotor can be set into many configurations, adapting to both crop and threshing conditions with the use of straight bars, spiked rasp bars, and helical kickers. Competitive rotor and cage designs can reduce productivity, and increase grain damage because of inefficient feeding and crop-control designs.

TRANSITION CONE

AXIAL-FLOW TRANSITION CONE: THE MOST PATENTED FEATURE.

The transition cone is the most patented feature of the Axial-Flow. It's simple geometry transitions crop from feeder to rotor. Crop is smoothly accelerated in a spiral motion from 5 MPH to about 60 MPH.

FEEDER SIZES TO MATCH COMBINE CAPACITY.

Axial-Flow feeders produce a thick crop mat and utilize rolled-slat feeder chains for aggressive feeding with minimal grain damage. The enhanced crop flow results in improved rotor performance and machine productivity.

THE CONCAVE/MODULE WRAP

THE PROOF IS IN THE GRAIN TANK!

Concave/module wrap is one of the most important elements affecting combine capacity. While other brands use longer rotors, Case IH uses the concave/module wrap to gain capacity. All Case IH combines use a 30 inch diameter rotor. The Axial-Flow 140 series use 156 degrees of concave wrap while the 240 series utilize 180 degrees of module wrap.

AFX ROTOR

THE MOST ADVANCED ROTOR TECHNOLOGY.

The single in-line Axial-Flow rotor coupled with a concentric rotor cage delivers gentle, multiple pass, grain-on-grain threshing and smoother crop flow – the hallmark of an Axial-Flow combine.

The AFX rotor uses constant pitch impellers, rasp bars, and helical kickers to efficiently move crop through the machine for more complete threshing and greater productivity. The constant pitch impellers provide more capacity, using less horsepower and less fuel.

AXIAL-FLOW ROTOR MODULE WRAP OPTIONS.

Different rotor modules on the Axial-Flow 240 series can be used to easily adapt to a variety of harvesting conditions. Rotor modules are composed of two sections, right and left, and are interchangeable front to back. The 40 lb. modules are secured with just two bolts and can easily be switched within minutes.

The small tube (ST) rotor is standard for rice and optional for small grain producers. This rotor provides increased productivity in tough harvest conditions where rice or tough green straw would be present.

CONCENTRIC ROTOR CAGE

CUSTOMIZED FOR PEAK PERFORMANCE.

Adjustable rotor vanes can be used to optimize crop flow and maximize productivity. Axial-Flow combines can be adjusted to provide uniform crop flow with more efficient use of power. Maintaining crop control also reduces peak horsepower demands, and consumes less fuel.

GREATER CROP SEPARATION.

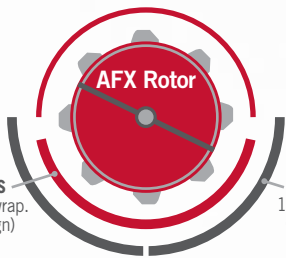
Concentric rotor cage provides positive crop control, and is perforated to allow maximum crop separation (up to 360 degrees) from the centrifugal force of the innovative AFX rotor.

ACTIVE GRAIN PAN

MAXIMIZE YOUR PRODUCTIVITY.

Designed for extra capacity, an active grain pan is utilized on the Axial-Flow 240 series. The active grain pan helps stratify material, leaving the heavy seeds at the bottom of the pan, and the lighter MOG (Material Other than Grain) at the top. When the layers move onto the sieves, the grain falls, and the MOG is lifted in the air by the Cross-Flow cleaning fan.

CONCENTRIC ROTOR CAGE



140 series
156° concave wrap.
(1-piece design)

240 series
180° module wrap
(2-piece design)

ADJUSTABLE ROTOR VANES

Provide the ability to control crop flow in the rotor cage.

AXIAL-FLOW ROTOR

TRANSITION CONE

CROP FLOW

*Axial-Flow 240 series AFX rotor configuration shown with optional straight bars.

ACTIVE GRAIN PAN

CROSS-FLOW CLEANING FAN



Small Wire
Small grain



Hard-To-Thresh Kit
Cereal grains



Large Wire
Corn, soybeans & rice



Slotted
Edible beans & sunflowers



Round Bar
High moisture corn & rice



Large Skip Wire
Separating area



Solid Module
Easy threshing & separating

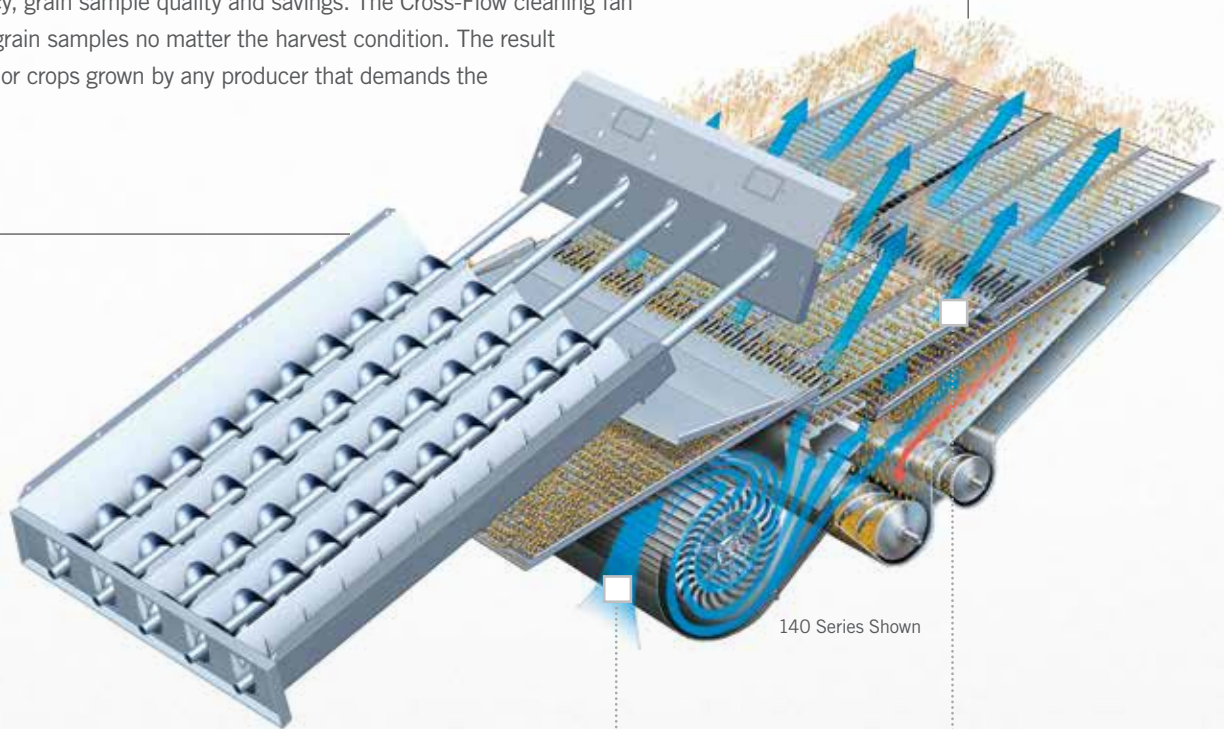
THE PROOF IS IN THE SAMPLE.

High-capacity combines need large, high-capacity cleaning systems. Axial-Flow combines match cleaning system capacity to the size of the machine, providing superior efficiency, grain sample quality and savings. The Cross-Flow cleaning fan uses its patented design to deliver consistently clean grain samples no matter the harvest condition. The result is exceptional grain quality, ideal for food-grade crops or crops grown by any producer that demands the most from his machine.



EASY ADJUSTMENTS MEAN MORE GRAIN SAVINGS.

Electronic upper and lower adjustable sieves are standard, and can be easily adjusted right from the cab. The headland routine feature automatically adjusts machine settings such as fan speed, upper and lower sieve openings and reel position while turning on the headlands, resulting in maximum grain savings.



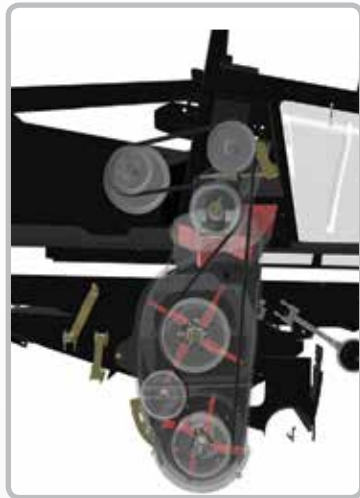
PATENTED CROSS-FLOW CLEANING FAN.

The Cross-Flow cleaning fan utilizes a patented chevron pattern design that creates a vortex in the center, resulting in extremely uniform airflow across the entire sieve. It provides a wide open supply of inlet air which gives the machine low-velocity incoming air flow without a vacuum effect. The results are a cleaner sample, higher throughput rates and more grain in the tank.

ADJUSTABLE SIEVE.



Three adjustable sieve sections on the Axial-Flow 140 series combine feature eight different possible sieve combinations to clean most any crop.

In addition, the 7240, 8240 and 9240 provide adjustable pre-sieves and an automatic crop settings feature that creates presets for up to ten different machine settings. With the push a button, you can return to your ideal setup and replicate it across multiple machines.



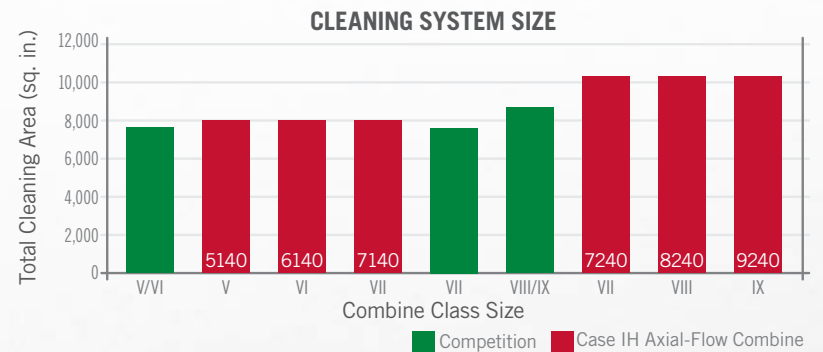
TRI-SWEEP™ TAILINGS PROCESSOR.

The Tri-Sweep tailings processor, standard on the 7240, 8240 and 9240, uses three sets of impellers to gently re-thresh and elevate the tailings, returning them back to the active grain pan for final cleaning. This results in higher machine capacity, increased harvest efficiency, and improved grain quality.



SELF-LEVELING CLEANING SYSTEM.

The self-leveling cleaning system (SLS), standard on Axial-Flow 240 series combines, saves grain and increases productivity on flat ground as well as on hills. The entire system (grain pan, top sieve, bottom sieve, and fan) levels itself for optimum cleaning efficiency on flat fields or hills and banks on end row turns, minimizing potential grain loss.




CLEAN SAMPLES, MINIMAL LOSS.

Axial-Flow combines lead the industry in cleaning area. In each class size the Axial-Flow cleaning area is larger, delivering cleaner samples with minimal losses and matched capacity.

MANAGE RESIDUE EASILY AND EFFECTIVELY.

The Case IH residue management system is built to handle the tough residue associated with new crop genetics. We offer the widest range of residue management features on the market to tailor residue to your tillage and livestock demands. The system delivers consistency across the larger header widths used on the Axial-Flow 40 series combines, helps prepare the ground for next year's crop and can create consistent windrow formations and long straw for baling.





AXIAL-FLOW CHOPPERS.

Axial-Flow 7240, 8240 and 9240 model choppers deliver the right residue-handling system for any operation. Choose from eight different residue packages to match your residue requirements to your farming operation. Some packages provide the ability to switch between spreading chaff and windrowing straw – an industry first.



MAGNACUT CHOPPER.

Axial-Flow 7240, 8240 and 9240 models offer the MagnaCut chopper option for unparalleled performance in the heaviest of crop conditions. The three-row helix design coupled with longer, more aggressive counter knives produces the finest cut in residue with superb adjustability to balance both cut and power consumption. The MagnaCut is so unique that it was given the prestigious AE50 Award from the American Society of Agricultural and Biological Engineers.



MORE RESIDUE MANAGEMENT IMPROVEMENTS.

If you're looking to enhance your field environment, uniform residue spreads are an important first step before seed, chemical and fertilizer placement. Axial-Flow 7240, 8240 and 9240 models offer spreader options with enhanced geometry for increased width and even chaff spreading. Easily adjust spread width with the new three-sided spreader chute, controlled with manual adjust linkage or with the option to adjust electronically from the cab on-the-go, so you can change residue patterns to offset crosswinds or to adjust to varying field conditions or future planting needs. A new center divider also adjusts to control the spread pattern behind the combine. In addition, the windrow opening is 45% larger with an improved residue geometry to provide better windrow formation and material flow.

AXIAL-FLOW 240 SERIES COMBINE RESIDUE OPTIONS						
Chopper	Rotating Blades	Fixed Counter Knife Blades	Individual Counter Knife Protection	Discharge Deflector	Windrow Door	Windrow Chute
Beater	24 Blunt Lugs	N/A	N/A	Fixed	Standard	N/A
Standard	24	21	N/A	Adjustable	Standard	N/A
MagnaCut Fine Cut	40	40	Standard	Adjustable	Standard	Standard
MagnaCut Fine Cut Deluxe	40	40	Standard	In-Cab Electric	Standard	Standard
MagnaCut Extra Fine Cut	120	40	Standard	Adjustable	Standard	Standard
MagnaCut Extra Fine Cut Deluxe	120	40	Standard	In-Cab Electric	Standard	Standard

REDUCE YOUR UNLOAD TIME.

Large grain tanks, longer augers and quick-folding, no-tools-required grain tank extensions are standard on all Axial-Flow combine models. An optional pivoting auger spout also saves time and effort during unload. The new 40 series, with an all-new upgraded unload system, raises the bar with up to 40 percent faster unload times.



Recognition of the year's top 50 most innovative new agricultural products.





BIGGER TANKS.

Axial-Flow combines feature large grain tank capacities:

9240 model - 410 bu. (14 448 L) grain tank.

8240 model - 410 bu. (14 448 L) grain tank

7240 model - 315 bu. (11 100 L) grain tank.

6140 and 7140 models - 300 bu. (10 570 L) grain tank.

5140 model - 250/300 bu. (8 810/10 572 L) grain tank.

LONGER UNLOADING AUGERS.

140 series: 21'6" (Standard)–30' headers and smaller.

24'5" (Optional)–35' headers and smaller.

240 series: 23'6" (Available)–30' headers and smaller.

28'9" (Standard)–35' headers and smaller.

30'5" (Optional)–40' headers and smaller.

34' (Optional)–45' headers and larger.



EXCLUSIVE - Axial-Flow Dual Unloading System.



PIVOTING AUGER SPOUT.

An industry-exclusive pivoting spout allows easier grain cart fill. From the comfort of the cab, the operator can reposition the unloading grain stream with a single button. The unloading spout can be positioned where needed, instead of moving the entire combine. Option available on 7240/8240/9240 combines.

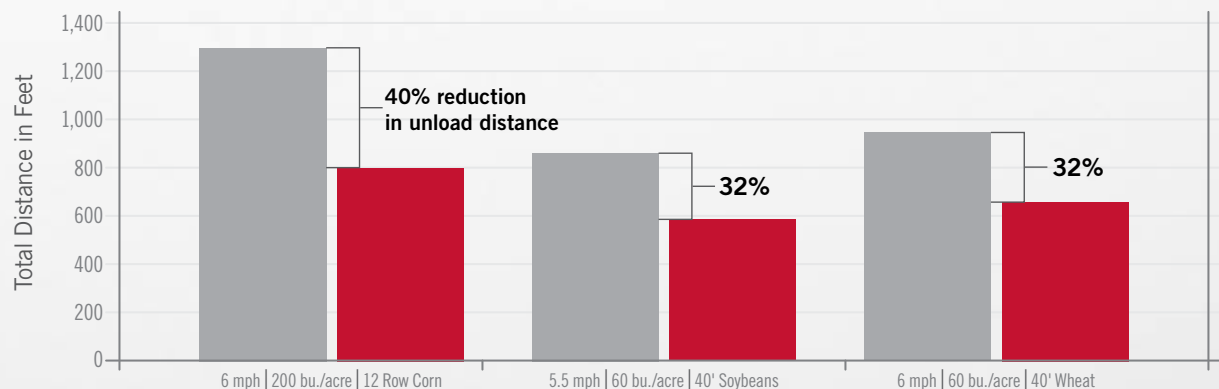
240 SERIES OFFERS ENHANCED UNLOAD SYSTEM.

The entire unload system on the new Axial-Flow 40 series combines has been improved with larger components, including a 17 inch vertical tube and high capacity unload elbow. Axial-Flow 240 series combines offer optional, powered grain tank extensions for added convenience and easier transport and storage.

FASTER UNLOAD RATES.

Unload rates increase from 3 to 3.2 bushels per second for the 6140 and 7140; 3.2 to 4 bushels per second on the 7240 and 8240; and 3.2 to an impressive 4.5 bushels per second on the 9240. In addition, the new independent cross auger control gives operators more flexibility during the challenging grain cart fill process, providing the ability to independently turn off cross augers and empty the unload auger. Standard on the 9240 and optional on the 7240/8240.

UNLOAD RATE COMPARISON



Grain tank sizes and number of combine trips for 10,000 bu. are the same for both the 9120 and 9230. Start unloading with 300 bu. in grain tank, unloading on the go.

CUSTOMER-DRIVEN DESIGN THAT PERFORMS BEYOND EXPECTATIONS.

Case IH Axial-Flow combine designs are driven by input from our customers. This creates a combine that is intuitively simple to set, adjust and operate. From the no-tools-required extensions to the electronically adjustable sieves, everything about these machines was created for your unique needs.



ONE-TOUCH CONTROL.

Large grain tanks with quick-folding, no-tools-required extensions are standard on all Axial-Flow models. Optional cab folding extensions, or covers, provide enhanced operator control and the ability to fold down for transport or storage with the flip of a switch.



AVAILABLE TRACK VERSIONS.

To help widen your harvest window, the front axle of the 240 series combines can be equipped with the rugged, triangular Quadtrac® track system for greater flotation and less soil compaction. The Quadtrac design uses two 30 or 36 inch wide rubber tracks to reduce ground pressure by 50 to 60 percent. This results in minimal soil disturbance, a smooth and comfortable ride and less stress on your fields.



AUTOMATIC CROP SETTINGS.

For 7240, 8240 and 9240 models, Automatic Crop Settings provide up to ten different machine settings and 80 factory crop presets. Each crop type can contain multiple user-defined work conditions, all of which can be transferred between machines.



PIVOTING SPOUT AND FOLDING AUGER.

Two folding auger options on the 240 series provide easier transport and storage. New pivoting spout on the 240 series adjusts the flow of grain up to 3 feet without changing the speed of the grain cart or combine.



ON-THE-GO HARVEST MONITORING, CONTROL AND COMMUNICATIONS.

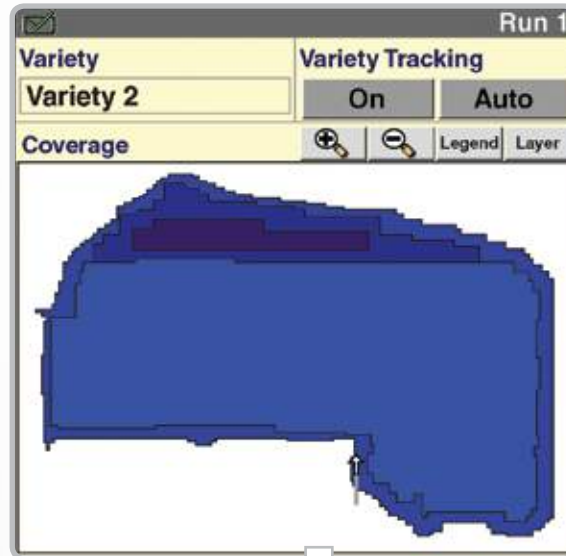
Harvest is your one and only shot to monitor, map and evaluate data about your crops' performance. You need intuitive solutions that help you gather valuable crop information right away, and that's what AFS provides. And now, AFS Connect gives you a real-time view of what's happening on each machine in your fleet so you can see machine location and diagnostic data, provide remote training for new operators, and operators can communicate on-the-go with anyone who has a desktop, laptop, tablet or other remote device - anywhere - including your dealership.





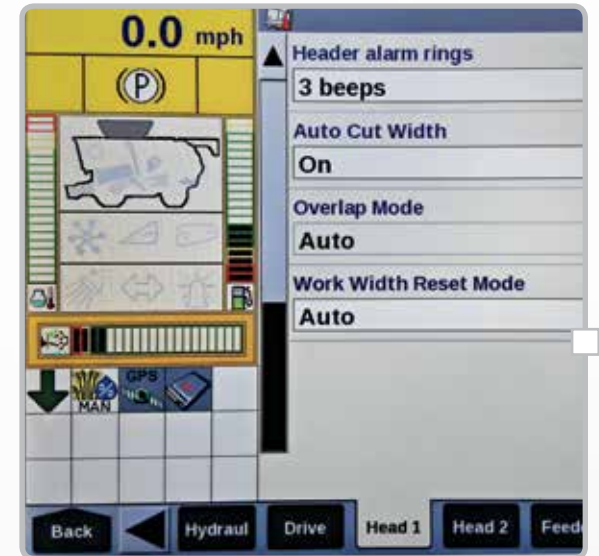
HARVEST MONITORING.

All Case IH Axial-Flow combines feature integrated yield and moisture monitoring sensors standard from the factory. In fact, Case IH was the first to offer this capability direct from the factory in 1997. The AFS Pro 700 display serves as your single interface to calibrate sensors, view yield and moisture information, monitor combine performance and control machine functions.



AFS VARIETY TRACKING.

Keep accurate records of seed varieties, inputs and performance from planting through harvest automatically with AFS Variety Tracking. Use data from planting for up to 30 different seed varieties per field in conjunction with yield and moisture data tracked at harvest to easily and accurately analyze variety performance.



AUTO-CUT WIDTH.

Auto Cut Width determines whether the Yield Monitor application automatically controls the target work width of the combine. This feature is typically used when harvesting point rows or odd shaped fields.

MAKE THE MOST OF EVERY SEASON.

With fewer moving parts, the simple and reliable Axial-Flow combine has made the most of short harvest windows for over 38 years. You'll appreciate the time you can save thanks to optional powered grain tank covers that can be controlled in-cab. The grain tank extensions can also be powered on both 140 and 240 series combines. In addition, Power Plus CVT drives on 240 series models provide more power, less downtime and unique in-field capabilities like patented header to groundspeed syncing to ensure smooth material flow from header to spreader.



MAINTENANCE MADE EASY.

With convenient access to essential areas like the hydraulics, batteries, filters, radiator and cooling system, minor maintenance can be performed quickly and easily. Thanks to the SCR-only engine technology, oil only needs to be changed every 600 hours. And you use one oil for all hydraulic operations. There are fewer belts and chains to adjust and maintain, as well as convenient side inspection doors, handrails, service lights and non-skid surfaces on all platforms. The Power Plus CVT drives on the 240 series mean less routine maintenance thanks to only three drive chains and 6 belts on the entire machine.

LARGER FUEL TANKS. LESS STOPS.

All 240 series combines have increased fuel tank capacities to allow for a full day's harvest without refilling. The 9240 now has two fuel tanks to accommodate the larger 15.9 L engine and cooling system. Two fill points are easily accessed from the operator's platform. The 7240 and 8240 combines each have one larger fuel tank. While you're refueling, top off the 40 gallon DEF tank. Depending upon operating conditions, only about four to eight gallons of DEF are needed per every 100 gallons of diesel fuel.



CLEANING FAN EFFICIENCY

The 9240 features a hydraulically-driven cooling fan which, at temperatures up to 100 degrees Fahrenheit, rotates more slowly, requiring less power. This allows more engine power for threshing and header operation if needed.

The 240 series cleaning fan has a stationary air screen, similar to the 140 series, that ensures plenty of airflow when harvesting in high debris areas. A spinning wand keeps the screen clean and a new, optional tree guard provides protection to the air screen and wand when harvesting up against trees.



THE GREATEST CHOICE OF HEADERS TO GIVE YOU THE GREATEST YIELDS.


Simple, reliable Case IH header designs deliver consistent performance and durability, regardless of crop or conditions. Just like the combines behind them, Case IH headers are simple to set and adjust, intuitive to operate and help you deliver more high quality grain to the tank. With headers as wide as 45 feet, they deliver a steady stream of grain to match the high capacity of machines like the Axial-Flow 9240.



CASE IH GRAIN/PICKUP HEADS

FLEX GRAIN HEAD.**

Model: 3020 Lengths: 20-, 25-, 30- and 35-ft.



GRAIN HEAD.

Model: 2030 Lengths: 17-, 20-, 24-, and 30-ft.



PICK-UP HEAD.

Model: 3016 Series II Lengths: 12- and 15-ft.



PRODUCT FEATURES

- Cutterbar pressure can be adjusted while maintaining a wide flex range for increased grain savings.
- TerraFlex cutterbar flotation system better follows ground contours.
- Heavy-duty single knife drive or optional double knife drive on 30- & 35-ft. models.
- 4 sensor header height control system.
- Easy, 3-step header hook up.
- Independently adjustable cutterbar sections for better performance available in either manual adjust or in-cab adjustable version.
- Rigid auger header for wheat, barley, rice and small grains.
- Hydraulic reel drive.
- Six tine bars with steel tines.
- Short divider standard.
- Long divider optional - folding design.
- Tough cast iron tensioning pulley.
- Heavy duty knife drive.
- Standard self-sharpening over-serrated knife.
- Available in two sizes: 12 ft. Grass Seed Special and a 15 ft. Pick-up. Perfect for harvesting windrowed crops in Western Canada and the Pacific Northwest.
- Optional hydraulic crop hold down.
- 24 in. diameter floating auger.
- Variable speed hydraulic drive.
- Two-stage delivery unit.
- Center-balanced shock-absorbing pick-up suspension.
- Optional caster wheels enhance tracking on turns, provide less frame stress and eliminate ground scuffing.

** 3020 flex heads and 4200 corn heads are available for 2500 series combines and earlier.



CASE IH CORN HEADS

FOLDING CORN HEADS.

4408F - 8 row 20"

4412F - 12 row 30"



CORN HEAD.

4200 Corn Heads - Legacy Combines
Available in 6- and 8-row configurations.

4206 - 6 row 30"

4208 - 8 row 30"

4400 Series Corn Heads - Current Feeder
Available in 6-, 8-, 12-, and 16-row configurations.

4406 - 30", 36", 38"

4408 - 30", 36", 38"

4412 - 30"

4416 - 30"

PRODUCT FEATURES

4412F

- For use on 240 series Axial-Flow combines with heavy duty feeder lift cylinders.
- Folds hydraulically from cab - 6 rows up and 6 down.
- Available in standard or chopping models.
- 4412F standard - 9,686 lbs.
- 4412F chopping - 10,418 lbs.
- Requires dual 620/70R42 LI 166 A8 R1W drive tires.
- Requires 750/65 R 26 166 A8 steer tire.

4408F

- Folds 2 rows up and 6 rows down.
- 4408F standard - 6,726 lbs.
- 4408F chopping - 7,390 lbs.
- For use with 140 series or 240 series.



- New divider profile.
- Patented hood design – CornLouvers™ for enhanced grain savings.
- Quick release divider latches & gas strut hoods.
- Larger front sprockets & chains.

- Enhanced picking in down corn.
- Standard & chopping versions.
- Chopping units can be disengaged.
- Cleaner picking.
- Less MOG (Material Other Than Grain).
- Faster picking speeds.
- Optional spiral dividers and tall corn attachment.



CASE IH DRAPER HEADS

RIGID DRAPER HEAD.

Models: 3152 Lengths: 25-, 30-, 35-, 40-, and 45-ft.



FLEX DRAPER HEAD.

Model: 3162 Lengths: 30-, 35-, 40- and 45-ft.



COMMON FEATURES

New heavy-duty CentraCut™ knife drive creates even load capacity across the length of the head, reducing overall weight and vibration.

- Heads-first feeding provides smoother, more even feeding which results in increased productivity.
- Six-bat, fully adjustable cam action reel lifts the crop over the cutterbar to the draper belt for increased grain savings and grain quality.
- Optional slow speed transport - Wheels deploy hydraulically from inside the cab - no header cart required.
- Simple set-up and maintenance.
- CentraCut knife drive - 3x the cutting force vs. single drive and 2x the cutting force vs. double drive.

UNIQUE FEATURES

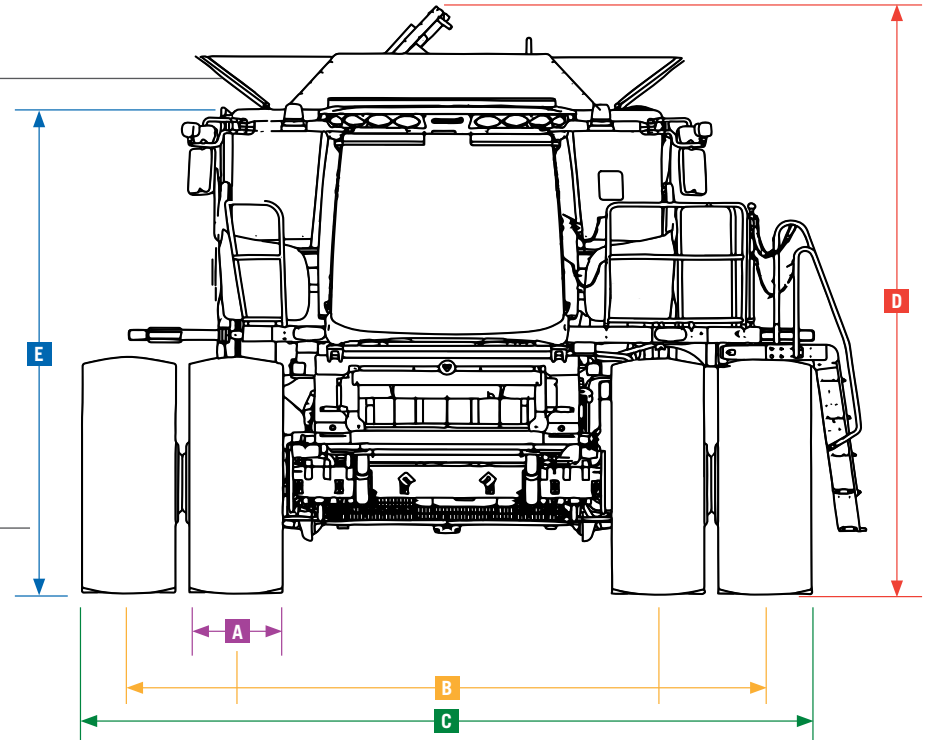
- Standard gauge wheels.
- TerraFlex™ cutterbar flotation system follows ground contours.
- Optional in-cab cutterbar adjustment.
- Optional gauge wheels.
- Cutterbar flexes 3" up and 3" down for a total of 6 inch flex range.
- Unique torsion block provides wider pressure range than competitive hydraulic systems.

DIMENSIONS / TIRES / TRACKS.

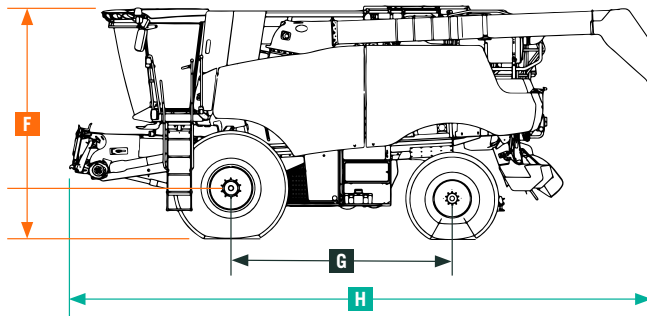
Axial-Flow combines are offered with a wide variety of tire and track options to meet the demands of North American producers, providing unmatched traction and flotation.

Dimensions can vary depending on machine options, tire size, tire brand and tire pressure. If exact dimensions are required, measure the individual machine to validate those dimensions.

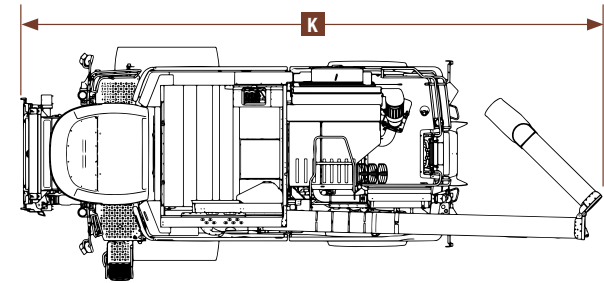
Note: On 240 Series Combines with the folding auger option, the top of the auger becomes the highest point on the combine when left in the rigid position and the grain tank extensions are folded for transport.



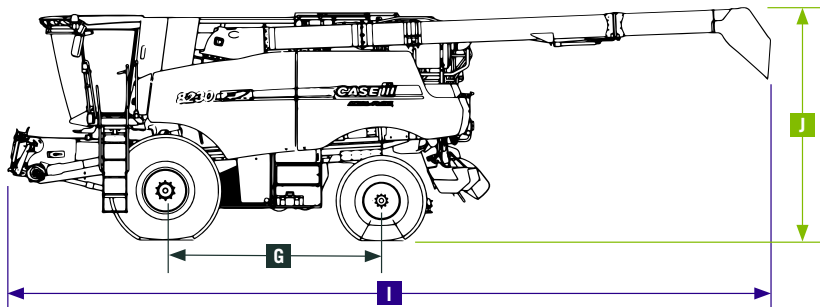
140 SERIES DIMENSIONS



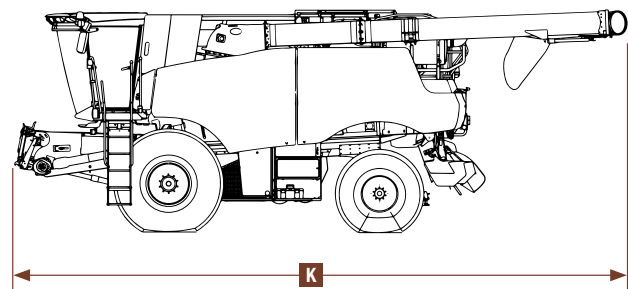
240 SERIES OVERALL LENGTH















240 SERIES DIMENSIONS



240 SERIES OVERALL LENGTH (AUGER FOLDED)



DRIVE TIRES	Dished In or Dished Out	DIMENSION A	DIMENSION B	DIMENSION C	DIMENSION C	DIMENSION C	DIMENSION D	DIMENSION D	DIMENSION E	DIMENSION E
		Tire/Track Width (in.)	Center/Center Tread Width (in.)	140 Series Overall Width (in.)	7240 Overall Width (in.)	8240 & 9240 Overall Width (in.)	140 Series Harvest Height (in.)	240 Series Harvest Height (in.)	140 Series Transport Height (in.)*	240 Series Transport Height (in.)
Singles										
 30.5L-32, LI 170 R1	Dished In	32.4	121	153.5	N/A	N/A	187.5	N/A	150	N/A
	Dished Out		133	166			187.5		150	
	Axle Ext Dished In		144	176			187.5		150	
 800/65R32 172A8 (R1W)	Dished In	31.3	120	151	152	N/A	188	187	150.5	157.5
	Dished Out		134	166	169		188	187	150.5	157.5
	Axle Ext Dished In		142	174	177		188	187	150.5	157.5
 800/70R38 173/174 R1W. Note: Available in Transport width - 14' (167.3")	Dished In	32.6	120	151	152	152	188	187	150.5	157.5
	Dished Out		136.9	166	169	169	188	187	150.5	157.5
	Axle Ext Dished In		144.9	174	177	177	188	187	150.5	157.5
 IF800/70R38 173/174 R1W. Note: Available in Transport width - 14' (166.0")	Dished In	31.4	120	151	152	152	188	187	150.5	157.5
	Dished Out		136.9	168	169	169	188	187	150.5	157.5
	Axle Ext Dished In		144.9	176	177	177	188	187	150.5	157.5
 900/60R32 176A8 (R1) (R1W)	Dished In	36.9	120	157	157	157	189	188	151	158.5
	Dished Out		134	171	173	173	189	188	151	158.5
	Axle Ext Dished In		142	179	182	182	189	188	151	158.5
 900/65R32 176A8 (R2)	Dished In	36.3	120	156	156	156	191	189	153	160
	Dished Out		134	171	173	173	191	189	153	160
	Axle Ext Dished In		142	179	182	182	191	189	153	160
 900/75R32 184A8 (R1W)	Dished In	36.9	120	157	157	157	189	188	151	158.5
	Dished Out		134	171	173	173	189	188	151	158.5
	Axle Ext Dished In		142	179	182	182	189	188	151	158.5
 76x50.00-32 16PR (HF3)	Axle Ext Dished In	48.6	141	190	195	195	191	191	154	161
Duals										
Duals										
 520/85 R42 157A8 (R1) (R1W)	Inner (30)	22.5	120	143	143	143	190	188.7	152	159.5
	Outer (30)		180	203	203	203				
 520/85 R42 157A8 (R2)	Inner (30)	21.4	120	142	142	142	191	190.2	153	161
	Outer (30)		180	202	202	202				
 620/70R42 160A8 & 166A8 (R1W)	Inner (30)	25.6	120	146	146	146	191	189.2	152	160
	Outer (30)		180	206	206	206				
Tracks										
	N/A	30 or 36	153.5	N/A	N/A	189.5	N/A	191	N/A	170

N/A – not applicable * – without optional beacons

AXIAL-FLOW SERIES DIMENSIONS	DIMENSION D	DIMENSION F	DIMENSION G	DIMENSION H – 140 SERIES	DIMENSION I – 240 SERIES	DIMENSION J – 240 SERIES	DIMENSION K – 240 SERIES
	Vehicle Height - Field	Vehicle Height – Transport	Wheelbase	Vehicle Length – Feeder to Unloading spout	Vehicle Length – Feeder to Unloading spout	Vehicle Height – At Spout - Auger Fully Extended	Vehicle Length – Feeder to Unloading Auger Folded
130 Series							
w/ base unloader tube	187" – 197"	154" – 160"	150"	346"	–	–	–
Base tube w/36" ext	187" – 197"	154" – 160"	150"	382"	–	–	–
Base tube w/52" ext	187" – 197"	154" – 160"	150"	398"	–	–	–
230 Series							
23.5' unloading auger	187" – 197"	154" – 160"	148"	–	389"	157"	–
28.9' unloading auger	187" – 197"	154" – 160"	148"	–	456"	161"	–
28.9' folding auger	187" – 197"	154" – 160"	148"	–	456"	161"	368"
34' folding auger	187" – 197"	154" – 160"	148"	–	522"	164"	430"

OUR COMBINES AREN'T THE ONLY THINGS WORKING IN YOUR FIELDS.

Case IH keeps more professionals in the field to keep you more productive. Our experienced dealers are happy to help manage your equipment so you can maximize your yields and bottom line. Parts and service technicians have the expertise to assist you before, during and after the sale, while CNH Industrial Capital will customize financing solutions that work best for you and your farm. It's an integrated equipment, maximum service and financing system all in one package.



KNOWLEDGEABLE DEALERS THAT WORK WITH YOU.

Your Case IH dealer understands you need to optimize the return on your investment. That means fitting the right horsepower and capabilities with the tools and implements that best fit your farm. Your dealer can recommend the appropriate options package, with proper tires and weighting and ballasting packages for optimum performance. And he or she will analyze results with you, field by field.



MAXIMUM SERVICE TO GET MAXIMUM UPTIME, SEASON AFTER SEASON.

Case IH offers Max Service, the first owner's support network in the industry. And it comes with no extra cost to you. Max Service delivers manufacturer-direct assistance to you and your Case IH dealer. If you need service, parts or just have a question, Case IH staff will quickly respond to your unique situation. Your Case IH dealer already has a full-line of parts and components, full-service maintenance programs and industry-leading warranties. Max Service gives you even more resources to boost productivity with your Case IH equipment. And minimize downtime. Your complete satisfaction is our goal. Your dealer and Max Service are here for you whenever you need help at 1-877-4CASEIH.



FINANCING AND EQUIPMENT PROTECTION TAILORED TO CASE IH EQUIPMENT AND YOU.

CNH Industrial Capital is your financial connection every step of the way, and each day we help producers like you get into the right Case IH equipment to support the unique agricultural needs of your business. Specialized finance programs and flexible leasing packages put you in the driver's seat of industry-leading Case IH equipment while staying within your budget. After your purchase, keep your equipment up and running with the CNH Industrial Capital Productivity Plus Account for your Case IH parts & service needs, and insure your equipment with our no-nonsense warranties and comprehensive protection plans. As the only finance company dedicated to Case IH, we offer the products and services designed to help you Be Ready.

SPECIFICATIONS	AXIAL-FLOW 5140	AXIAL-FLOW 6140	AXIAL-FLOW 7140
Combine Class Size	Class V	Class VI	Class VII
ENGINE			
Type - Tier 4 B/Final	Case IH - FPT		
Displacement	6.7 L (409 cu. in.)	8.7 L (531 cu. in.)	
Horsepower (Rated/Maximum)	265 hp (198 kW)/308 hp (230 kW)	348 hp (260 kW)/411 hp (306 kW)	375 hp (280 kW)/442 hp (330 kW)
Power Rise	43 hp (32 kW)	63 hp (47 kW)	67 hp (50 kW)
Unload Boost - Power On Demand	N/A	34 hp (25 kW)	
Fuel Tank/DEF Tank Capacity	250 gal. (945 L)/43 gal. (166 L)		
FEEDER			
Feeder Width	45.5 in. (1 156 mm)		
Feeder Length w/o Rock Trap	45 in. (1 143 mm)		
Feeder Drive Type	Belt		
Reverser System	Hydraulic		
Header Lift Cylinders Standard/Optional	2.95 in. (75 mm)/N/A	3.15 in. (80 mm)/3.35 in. (85 mm)	
Lateral Tilt Range Optional	+/- 5 degrees		
Stone Trap (Opt)	Beater/Sump		
THRESHING/SEPARATING			
Threshing Type	Rotary		
Rotor Drive (Type/Diameter)	Belt Drive/30 in. (762 mm)		
Rotor Speeds	250-1150 rpm		
# of Concave/Modules	3		
Threshing/Separating Area Wrap	156.5°/133°		
Separating Grates/Modules	3		
Discharge Beater Standard/Optional	Discharge beater/Integral chopper available		
Auger Bed	Yes		
Active Grain Pan	No		
Grain Loss Monitor	Standard Equipment		
CLEANING SYSTEM			
Cleaning System Width	58 in. (1 473 mm)		
Total Sieve Area	7,947 sq. in. (5.13 m ²)		
Fixed or Self Leveling Cleaning System	Fixed		
Cleaning Capability % Slope (Degrees)	N/A		
Sieve Louvre Adjustment (In-Cab/Manual)	Standard/N/A		
Cleaning Fan Type/Drive	Cross-Flow/Belt Variator		
Fan Speed Range	450-1,300 rpm		
Fan Diameter	11.4 in. (290 mm)		
CONVEYING AND STORAGE			
Tailings Elevator	Tailings return to rotor		
Clean Grain Elevator (Dimensions/Capacity)	8x11.1 in. (204x281 mm)/4,000 bu/hr		
Grain Tank Capacity	250 bu. (8 810 L)	300 bu. (10 570 L)	
Unloading Auger Length	21.5 ft. (6.55 m)	25.8 ft. (7.86 m)	
Unloading Rate	2.5 bu. (88 L) per second	3.2 bu. (113 L) per second	
DIMENSIONS			
Wheel Base - 2WD Axle / PRA Opt.	150.2 in. (3 815 mm)/150.2 in. (3 815 mm) - PGA		
Width (Overall Single Tires 120" Tread)	153.9 in. (3 909 mm)	150.9 in. (3 833 mm)	
Minimum Weight (2WD and Single Drive Tires)	33,715 lbs. (15 293 kg)	34,130 lbs. (15 481 kg)	34,850 lbs. (15 808 kg)
Typical Weight (2WD and Dual Drive Tires)	36,715 lbs. (16 664 kg)	37,130 lbs. (16 842 kg)	37,850 lbs. (17 168 kg)
Cab Height	153.6 in. (3 901 mm)	153.8 in. (3 907 mm)	

SPECIFICATIONS	AXIAL-FLOW 7240	AXIAL-FLOW 8240	AXIAL-FLOW 9240
Combine Class Size	Class VII	Class VIII	Class IX
ENGINE			
Type - Tier 4 B/Final	Case IH - FPT		
Displacement	11.1 L (677 cu. in.)	12.9 L (787 cu. in.)	16.0 L (970 cu. in.)
Horsepower (Rated/Maximum)	402 hp (299 kW)/468 hp (349 kW)	480 hp (358 kW)/555 hp (414 kW)	550 hp (410 kW)/625 hp (466 kW)
Power Rise	66 hp (49 kW)	75 hp (56 kW)	
Unload Boost - Power On Demand	66 hp (49 kW)	75 hp (56 kW)	
Fuel Tank/DEF Tank Capacity	297 gal. (1 124 L)/43 gal. (166 L)		317 gal. (1 200 L)/43 gal. (166 L)
FEEDER			
Feeder Width	54 in. (1 372 mm)		
Feeder Length w/o Rock Trap	94 in. (2 388 mm)		
Feeder Drive Type	CVT drive		
Reverser System	CVT hydraulic		
Header Lift Cylinders Standard/Optional	3 in. (76 mm)/3.5 in. (89 mm)	3.5 in. (80 mm)/N/A	
Lateral Tilt Range Optional	+/- 5 degrees		
Stone Trap (Opt)	Spiral Beater/Sump		
THRESHING/SEPARATING			
Threshing Type	Rotary		
Rotor Drive (Type/Diameter)	CVT Drive/30 in. (762 mm)		
Rotor Speeds	220-1180 rpm		
# of Concave/Modules	2		
Threshing/Separating Area Wrap	180°/180°		
Separating Grates/Modules	2		
Discharge Beater Standard/Optional	Integral Chopper/Beater and Chopper options available		
Auger Bed	No		
Active Grain Pan	Yes		
Grain Loss Monitor	Standard Equipment		
CLEANING SYSTEM			
Cleaning System Width	62 in. (1 575 mm)		
Total Sieve Area	10,075 sq. in. (6.9 m ²)		
Fixed or Self Leveling Cleaning System	Self Leveling		
Cleaning Capability % Slope (Degrees)	12.1% (7.0°)		
Sieve Louvre Adjustment (In-Cab/Manual)	Standard/N/A		
Cleaning Fan Type/Drive	Cross-Flow/Hydraulic		
Fan Speed Range	300-1150 rpm		
Fan Diameter	15.4 in. (391 mm)		
CONVEYING AND STORAGE			
Tailings Elevator	Tri Sweep Crop Processor		
Clean Grain Elevator (Dimensions/Capacity)	11.9×10.4 in. (302×264 mm)/6,500 bu/hr.		
Grain Tank Capacity	315 bu. (11 100 L)	410 bu. (14 448 L)	
Unloading Auger Length	28 ft. 9 in. (8.8 m)		
Unloading Rate	4.0 bu. (141 L) per second		4.5 bu. (159 L) per second
DIMENSIONS			
Wheel Base - 2WD Axle / PRA Opt.	147.7 in. (3 752 mm)/148.5 in. (3 772 mm) - PGA		
Width (Overall Single Tires 120" Tread)	152 in. (3 861 mm)	156 in. (3 962 mm)	
Minimum Weight (2WD and Single Drive Tires)	40,333 lbs. (18 295 kg)	40,414 lbs. (18 331 kg)	42,205 lbs. (19 144 kg)
Typical Weight (2WD and Dual Drive Tires)	44,466 lbs. (20 169 kg)	44,548 lbs. (20 207 kg)	46,339 lbs. (21 019 kg)
Cab Height	153.5 in. (3 899 mm)		



SAFETY NEVER HURTS!™ Always read the Operator's Manual before operating any equipment. Inspect equipment before using it, and be sure it is operating properly. Follow the product safety signs, and use any safety features provided. CNH Industrial America LLC reserves the right to make improvements in design and changes in specifications at any time without notice and without incurring any obligation to install them on units previously sold. Specifications, descriptions and illustrative material herein are as accurate as known at time of publication, but are subject to change without notice. Availability of some models and equipment builds varies according to the country in which the equipment is used.

©2015 CNH Industrial America LLC. All rights reserved. Case IH is a trademark registered in the United States and many other countries, owned by or licensed to CNH Industrial N.V., its subsidiaries or affiliates.
Printed in U.S.A. www.caseih.com

CIH04131501