

TRIDENT™ 5550 LIQUID/DRY COMBINATION APPLICATOR



TRIDENT™ 5550

LIQUID/DRY COMBINATION APPLICATOR



WITH OPTIONAL NEW LEADER®
NL4500T G4 EDGE







RETHINK WHAT A COMBINATION APPLICATOR CAN BE.

The Trident 5550 liquid/dry combination applicator is the industry's fastest converting combination applicator on a row-crop chassis. It's engineered from the ground up to be changed from liquid to dry and back again throughout three seasons of use. Quick changeover times, automatic and in-cab adjustments and precise application technology give you a flexible new equipment solution to protect and feed your customers' — or your own — crops at the optimal time.



Welcome to High-Efficiency Crop Production	4-5
Trident 5550 Liquid/Dry Combination Applicator — One Chassis, Three Seasons.	6-7
High-Capacity Productivity.	8-9
Dry Application Precision.	10-11
Dry Product Application that Supports Today's Nutrient Management.	12-13
Putting in Long Workdays Doesn't Have to Feel Like It	14-15
A Better Work Environment — The Surveyor™ Cab	16-17
AIM Command FLEX™ for Ultimate Spray Quality	18-19
Better Application Quality Across Every Field	20-21
Case IH Advanced Farming Systems Delivers, Precisely	22-23
Efficient Power, Infinite Speeds.	24-25
Rethink Productivity	26
Specifications	27

WELCOME TO HIGH-EFFICIENCY CROP PRODUCTION.

High-Efficiency Farming ensures that production practices match each individual operation — from field conditions and equipment to available resources and yield goals. High-Efficiency Farming is not simply working faster. It's about finding the perfect match of resources and equipment to get the most from every field, every piece of equipment, every season.

The Trident 5550 liquid/dry combination applicator embodies High-Efficiency Farming: **efficient use of time, resources and inputs**. As a true combination applicator, the Trident 5550 can help you Rethink Productivity by maximizing returns on every acre and from every dollar you invest in application equipment. A single chassis with quick changeover times between liquid and dry applications helps you **cover more acres at the right time**.



THREE SEASONS OF USE: PREPLANT, POSTEMERGE, POSTHARVEST.

Cover more acres for timely and flexible multiseason product application with the Trident 5550. Designed to be used as a combination applicator, you get greater capacity and features that deliver in-field efficiency throughout all three seasons: fall/winter postharvest, spring preplant and summer postemergence.



AT HOME ON MORE ACRES.

Making the most of today's crop production technologies requires **timely fertilizer applications** and **on-demand treatments** for all types of pests. Maximizing yield potential requires a more specialized approach to feeding and protecting. And that requires an applicator nimble enough to meet those demands — across three seasons of use.

ROLLING IN ROW CROPS.

The Trident 5550 gives you the flexibility in a single piece of equipment to meet the early spring demands of fertilizer applications and preplant weed control.

- **Season 1** — Outfitted with the **New Leader NL4500T G4 Edge** variable rate dry nutrient applicator, wrap up dry fertilizer applications remaining from the previous fall, and then quickly switch to the liquid system.
- **Season 2** — Preplant, preemerge or postemerge, protect valuable crops from all types of pests — weeds, insects and fungi. Switch back to the dry applicator, if desired, for topdress fertilizer applications.
- **Season 3** — Follow the combines with postharvest fertilizer applications.

COVERING THE ACRES IN CEREALS.

From winter wheat to double cropping soybeans to hard red spring wheat, you need the Trident 5550 combination applicator to keep up.

- **Season 1** — Make in-crop pesticide applications; apply nitrogen later in the season to boost protein levels.
- **Season 2** — Make postharvest burndown applications before planting double-crop soybeans. Convert to the NL4500T G4 Edge variable rate dry nutrient applicator and apply dry fertilizer postharvest; switch back to the liquid system.
- **Season 3** — Preserve valuable soil moisture with chem-fallow burndown applications ahead of winter wheat seeding or to maintain clean fields until winter, setting them up for spring planting and seeding.

TRIDENT 5550 LIQUID/DRY COMBINATION APPLICATOR — ONE CHASSIS, THREE SEASONS.

When we say we engineered the Trident 5550 from the ground up to become the industry's fastest converting liquid/dry combination applicator, we knew it had to do with more than simply applying liquid and dry product — it had to deliver great value to your business. The Trident 5550 does exactly that.

Whether making liquid or dry applications, count on the Trident 5550 for:

- Capacities that maximize on-row efficiency so you cover more acres every day
- A durable chassis to carry every load
- Industry-leading horsepower on a high clearance, row crop applicator with patented Tier 4 B/Final SCR-only technology
- A comfortable operator environment
- The latest precision-application technology



42 MINUTES*

Industry leading 42 minute changeover time. See the video at caseih.com/fast

■ A QUICK-CHANGE TOOL THAT WORKS FAST.

A combination applicator that takes the better part of a day to switch between liquid and dry limits productivity. The Case IH **Aerial Lift Device** helps convert from the Trident 5550 Liquid System to the NL4500T G4 Edge variable rate dry nutrient applicator in just 42 minutes. The fast, easy changeover puts you back in the field sooner, helping you make better use of your fleet.

■ A BETTER RIDE, ALL DAY LONG.

It's no secret application equipment can take a toll on operators. But hitting optimal application windows requires long hours, day after day. Our exclusive load-compensated pneumatic suspension package monitors load and adjusts air pressure to improve leveling and provide a smoother ride that keeps operators fresher and more productive all day, every day.



■ POWER TO THE WHEELS THAT NEED IT.

Challenging terrain and difficult field conditions can put traction to the test. Individual wheel traction control improves performance and productivity by sensing slip and countering trouble by regulating oil flow at each wheel motor to help the Trident 5550 power through those tough spots.



■ **AUTOMATIC ADJUSTMENTS BOOST YOUR PRODUCTIVITY.**

The more you can do from the seat in the cab, the quicker you can move on to the next job or field. Automatic and in-cab adjustments, such as load-compensated suspension, independent axle adjustments and an optional automated rinse feature help reduce operator fatigue and increase productivity.

■ **FACTORY-INTEGRATED DUAL TIRES.**

The Trident 5550 is the first applicator featuring factory available duals in row crop tire sizes for increased flotation and reduced compaction. Simply and quickly remove the outer wheel and spacer when desired.



■ **EASY AXLE ADJUSTMENTS BETWEEN FIELDS AND ROW SPACINGS.**

These days, it seems there are as many row spacings as there are seed varieties. Row widths can vary from farm to farm, crop to crop, field to field. Right from the seat in the cab, the Trident 5550 lets operators quickly and easily adjust axle settings in 1/2-inch increments — no manual stops required. Prepopulated, preset dimensions make adjusting to varying row spacings easy and fast.

HIGH-CAPACITY PRODUCTIVITY.

The Trident 5550 liquid/dry combination applicator provides the capacity and reliable ruggedness to keep you rolling through three seasons of application. The Trident 5550 Liquid System features a 1,400-gallon tank, while the NL4500T G4 Edge variable rate dry nutrient applicator dry bin holds 330 cubic feet of product. A longer run time between refills means more time in the field and more acres in the books every day. Other features ensure the ride, comfort and durability needed for less downtime and more uptime.



EXCLUSIVE LOAD-COMPENSATED SUSPENSION.

■ Since the chassis on the new Trident 5550 can carry liquid or dry application systems, it required a suspension package capable of carrying high-capacity loads and applying those loads over a wide range of speeds. The solution: load-compensated suspension that provides a **smooth, stable ride** — regardless of load.

- **Unique, new technology**
- **Pneumatic cylinder** at each suspension joint maintains ride quality and load leveling
- **Engine-driven air compressor** supplies the air to cylinder
- **Automatically adjusts** according to operating mode and load weight
- **Four suspension modes** range from tending to deflated for transport

EASILY ADJUSTABLE AXLE SETTINGS.

■ From the cab, the operator can quickly and **independently adjust each axle** using either the programmable display on the instrument cluster (A-post) or through the rate controller via a Virtual Terminal (VT) display interface screen.

- Axles slide into or out of frame, riding on four plastic liners
- Adjustments range from 120 to 160 inches, adjustable in 1/2-inch increments
- Sensors in each axle-adjust cylinder provide in-cab feedback about axle positioning

A FRAME THAT STANDS UP TO INTENSE DEMANDS.

■ The frame is the backbone of the Trident 5550. It carries every component of the system. And it must do so under some of the toughest conditions imaginable. The frame of the Trident 5550 is constructed of **welded, tubular steel**, which carries more weight than C-channel steel of the same thickness. Additional plates and gussets at key stress areas help ensure durability and long life.

- Main frame rails: 6×12×3/8 inches
- Axle tubes: 8×12×3/8 inches



QUICK-CHANGE TOOL.

- The Case IH **Aerial Lift Device (ALD)** facilitates easy changeover between the Trident 5550 Liquid System and the NL4500T G4 Edge variable rate dry nutrient applicator. A shop hoist or other equipment paired with the quick-change tool makes switching between applicators quick and easy, so you can take advantage of all your combination applicator is designed to do.

WHEELS AND TIRES TO SUIT YOUR NEEDS.

- When operating over three seasons, in a variety of ground conditions and crop types, it's important to have tire options for sprayer or spreader configurations. Keeping tire traffic off the crop rows as you work the field helps preserve yield potential. Other considerations when selecting tires include width and inflation pressure, which help determine flotation and, ultimately, the amount of compaction.

FACTORY-AVAILABLE DUALS.

- A larger footprint on the ground can help make wet fields more accessible and reduce soil compaction by spreading the load over more points of ground contact.
 - Range of dual options to accommodate tire sizes, crops and seasons with 20, 22, and 30 inch spacing options
 - Outer wheel and spacer can be easily removed, eliminating the need to change between flotation and row crop tires

EXTEND DAYLIGHT UNTIL YOUR DAY IS DONE.

- As you rely more and more on your applicator to feed and protect your crops, you spend more time on the road moving from field to field and more time in the field after sunset. The Trident 5550 offers many standard and optional lighting choices, including **halogen and LED lights**, plus available **deluxe HID/LED field lights** and single or dual **beacon lights**.

DO MORE, WITHOUT LEAVING THE CAB.

- Fewer trips in and out of the cab fine-tuning settings and adjustments and performing other tasks saves time, increases productivity and reduces operator wear and tear. The Trident 5550 combination applicator incorporates **several automatic adjustments** and adjustments the operator can make without leaving the cab:
 - **Load-compensated suspension** — automatically adjusts to load and levels for a smoother ride
 - **Independent axle adjustment** — quickly change row spacings between crops and fields
 - **An automated rinse option** — with the click of a button, the operator can start the rinse cycle

EXPAND YOUR DRY-PRODUCT APPLICATIONS, EFFICIENTLY.

As fertility becomes more complex, the Trident 5550 combination applicator — featuring the optional New Leader NL4500T G4 Edge variable rate dry nutrient applicator — can help you meet the demands of these prescription programs. And because you can apply up to four dry products at once, you can meet those demands more efficiently.

Applicator Model	Bin 1	Bin 2	Bin 3	Bin 4	Total Capacity
Single bin:	330 cu. ft.				330 cu. ft.
5-foot MultApplier	190 cu. ft.	115 cu. ft.			305 cu. ft.
7-foot MultApplier	131 cu. ft.	161 cu. ft.			292 cu. ft.
3-Bin MultiBin System	131 cu. ft.	143 cu. ft.	44 cu. ft.		318 cu. ft.
4-Bin MultiBin System	131 cu. ft.	143 cu. ft.	23 cu. ft.	21 cu. ft.	318 cu. ft.

CAPACITY TO KEEP YOU MOVING.

High capacities and configuration options let you customize your applicator to meet your needs, so you spend less time filling and more time spreading (all capacities are struck).



PRECISION SPINNER TECHNOLOGY.

The NL4500T G4 Edge features patented precision spinner technology that allows it to spread product faster, wider — dry fertilizer up to 120 feet and ag lime up to 60 feet — and more consistently.



■ **PRECISELY APPLY UP TO FOUR PRODUCTS.**

With the MultiApplier option, you can increase your productivity by applying two products simultaneously or independently at straight or variable rates in one pass. Add micronutrients via the MultiBin option and apply up to four products in one pass. That means fewer trips across the field for reduced soil compaction, labor and fuel consumption.



ADVANCED HYDRAULICS.

At the heart of the precision dry product applicator is a hydraulic system that supports precise, independent spinner speed and conveyor control. System sensors and alerts, plus automatic chain tensioners greatly extend conveyor life.



■ **AN EASY-TO-USE NEW LEADER INTERFACE.**

The intuitive, easy-to-use New Leader interface lets you manage applications precisely with the AFS Pro 700 or Viper 4+ displays.



■ **PRECISELY MADE FOR PRECISION APPLICATION.**

Laser-cut components and slot and tab design create the precise, self-centering elements necessary for precision dry product application. The waterfall dividers and high feedgate opening allow for maximum product output, while maintaining a consistent drop point for repeatable product placement.

DRY PRODUCT APPLICATION THAT SUPPORTS TODAY'S NUTRIENT MANAGEMENT.

Crop growth depends on nutrient availability. With today's new and enhanced nutrient products, trends and practices are changing. Split-applying nutrients can help manage risk. Rather than broadcasting the entire nutrient package during the fall or spring, spreading out crop nutrient applications across the fall, spring and in crop helps ensure nutrients are available when growing crops need them.



PRODUCTIVITY, EFFICIENCY, PRECISION CONTROL.

The NL4500T G4 Edge relies on **advanced hydraulics**, paired with **all-electronic controls**, to deliver the precision sustainable crop production and responsible nutrient management demand.

■ Dual RPM sensors/pulse width modulation (PWM) valves.

- Precisely controls the speed of each spinner independently
- Controls the distance of the spread — apply along boundary line
- Places nutrients where crops need them

■ Electronic controls.

- Provides faster reactions and a quicker response
- Allows for precise, variable-rate application

ALL THE INFORMATION YOU NEED — AT YOUR FINGERTIPS.

The **intuitive, easy-to-use New Leader interface** easily connects you to settings and feedback via any compatible controller, including the **AFS Pro 700 display** and **Viper 4+ controller**.

- Ability to use prescription maps, create as-applied maps, track area applied, track total weight dispensed and activate section control (AutoSwath).
- Interface also provides diagnostic feedback and automatic service notices.

MULTAPPLIER HELPS YOU DO MORE.

Increase your productivity and reduce operating expenses by inserting 5- or 7-foot MultiApplier bins (total box capacities from 292 to 305 cu. ft.). This option lets you **apply up to two dry products simultaneously** or independently at variable or straight rates in a single pass.

TAP INTO THE MICRONUTRIENT ADVANTAGE WITH MULTIBIN.

The NL4500T G4 Edge gives you **precision dry fertilizer applications**. Micronutrients give you prescription fertilizer programs. The MultiBin option gives you both. Now, with the MultiBin feature in place, you can **precisely apply up to four dry fertilizer products** to better meet the needs of your customers and your crops.



FEATURES DESIGNED TO ENHANCE YOUR PRODUCTIVITY.

All across the NL4500T G4 Edge variable rate dry applicator, you'll find features, components and mechanisms designed to reduce downtime and maximize uptime:

- Automatic, pressurized chain oiler
- Automatic chain tension
- Lubrication alerts
- Front and rear greasebanks
- Empty bin countdown via the New Leader interface

DURABILITY AND RELIABILITY YOU CAN COUNT ON.

By nature, fertilizer applicators operate in harsh environments. From rolling across rough, rugged terrain to moving and spreading corrosive materials, the NL4500T G4 Edge is built for the challenge.

- **Stainless steel tubes and mounts** help maintain structural integrity
- Diagnostics catch any minor problems before they can cause major downtime

STEWARDING OUR RESOURCES.

Case IH is a proud partner of the **4R Nutrient Stewardship** initiative. The 4Rs promote best management practices (BMPs) to achieve cropping system goals while minimizing field nutrient loss and maximizing crop uptake. The 4Rs include:

- The right source
- At the right rate
- At the right time
- In the right place



PUTTING IN LONG WORKDAYS DOESN'T HAVE TO FEEL LIKE IT.

Given the amount of time an operator spends in the cab, comfort and amenities aren't a luxury, they are a necessity. The Trident 5550 liquid/dry combination applicator includes features and options designed to keep an operator fresh and productive. More acres covered and a better quality application by an operator who looks forward to climbing back into the cab each morning means a better return on your equipment investment.



LUXURY OR DELUXE — OUR SURVEYOR CAB OFFERS OPTIONS SUITED TO YOUR NEEDS.

With **109.5 cubic feet of interior space**, the **Surveyor cab** provides exceptional leg room and room to stretch during those long hours in the cab. And all that space is put to efficient use, with easy access to operator controls without sacrificing visibility. The seat is centrally located in the cab which allows the cab roof to also function as a sun shade.

From the red leather seat to the leather-wrapped steering, the **Luxury Surveyor** cab sets the standard for workplace comforts, while the **Deluxe Surveyor** cab provides a comfortable workspace that can be customized to each operator's preferences.

OPERATORS SEAT.

The operators seat features **multiple, highly customizable settings** to provide the perfect position for each individual operator, along with the flexibility to adjust those settings throughout the day. Operators can fine-tune seat height, fore and aft position, seat swivel up to 20 degrees to the right, backrest, lumbar curve and armrest tilt. A tilting and telescopic steering column lets the operator adjust the steering wheel to coincide with seat adjustments.

AUTOMATIC IN-CAB ADJUSTMENTS.

Allow the operator to focus on application, rather than adjusting settings and performing other routine tasks.

- **Speed control knob:** Rotate the speed control to adjust top travel speed range to help maintain in-field or in-transit load:speed ratios.
- **Load-compensating suspension:** Automatic during transport and field operation. Tendering switch speeds adjustment to new load. Suspension system service switch locks suspension in place so unexpected movement does not occur during maintenance or servicing.
- **Independent axle adjustment:** Easily transition from field to field, crop to crop and row spacing to row spacing without leaving the cab. Set the desired axle spacing through the programmable display on the instrument cluster (A-post) or through the rate controller via a Virtual Terminal (VT) display interface screen.



- A** Air-ride seat
- B** Instructional seat
- C** Tilt and telescoping steering column

- D** A-post gauges and readouts
- E** AFS Pro 700 display
- F** Hydrostatic control lever

- G** Right-hand control console
- H** Axle adjust interlock switch (under armrest cover)

TRIDENT 5550 LUXURY CAB SHOWN

A BETTER WORK ENVIRONMENT — THE SURVEYOR CAB.

Regardless of which version of the Surveyor cab is right for you, the operator environment comes equipped with a wide range of features and creature comforts, including Bluetooth and satellite radio ready functionality, plus cab interior and map lights.



KEEP AN EYE ON YOUR WORK.

The large, roomy Surveyor cab features 68.5 square feet of glass and well-positioned controls that don't interfere with sight lines. In the luxury and deluxe models, you'll find a **cab suited to your needs.**

DELUXE SURVEYOR CAB.

The Deluxe Surveyor cab offers **unmatched amenities and creature comforts:**

- Cloth operator seat
- Cloth instructor seat
- Soft-grip steering wheel
- Fender console controls
- Rubber floor mat

LUXURY SURVEYOR CAB.

The Luxury Surveyor cab offers our most robust comfort and convenience package:

- Red leather temperature-controlled **heated and ventilated operator seat**
- Adjustable lower operator seat cushion for improved comfort
- Red leather instructional seat
- Leather-wrapped steering wheel
- Ergonomic controls, fender console controls
- Carpeted floor mat
- Automatic Temperature Control (ATC)
- Intermittent windshield wipers



DO MORE WITHOUT LEAVING THE CAB.

The Surveyor cab is a great place to work and a **great place to get work done**. Without leaving the seat of the cab, the operator can complete multiple tasks and make most adjustments and settings.

- Enable AccuGuide™ autoguidance
- Infinitely adjust travel speeds by using the speed control knob
- Adjust axle row spacings
- Trident 5550 Liquid System
 - Boom control
 - Boom sections control
 - Fence row nozzle
 - Activate the optional automatic rinse cycle

- New Leader NL4500T G4 Edge variable rate dry nutrient applicator
 - Spread width
 - Apply along boundary line
 - Monitor bin levels
- Use the tendering mode switch to get back to the field quicker
 - Inflates suspension air cylinders before adding product
 - Save time after tendering by quickly taking weight readings and adjusting suspension according to load
 - Activate via fender console switches; feedback via A-post display

ADVANCED FARMING SYSTEMS (AFS) KEEPS YOU ON TRACK.

Case IH Advanced Farming Systems (AFS) deliver an **integrated precision farming solution** that gives you more control right from the seat of your cab. With features, including AIM Command FLEX advanced spray technology, AccuBoom automatic boom section control, AutoBoom™ automatic boom height control, AFS AccuGuide autoguidance and AIM AccuPlacer™, you'll reduce waste, increase overall efficiency and uncover opportunities that turn potential into profit.

AIM COMMAND FLEX FOR ULTIMATE SPRAY QUALITY.

Get the most out of every tankful, every hour and every acre with AIM Command FLEX advanced spray technology. This superior spray system is a factory-equipped option on every Trident 5550 Liquid System and delivers the ultimate in sprayer control for more efficient use of time and resources and sound product stewardship.





AIM COMMAND FLEX ENHANCES PRODUCTIVITY.

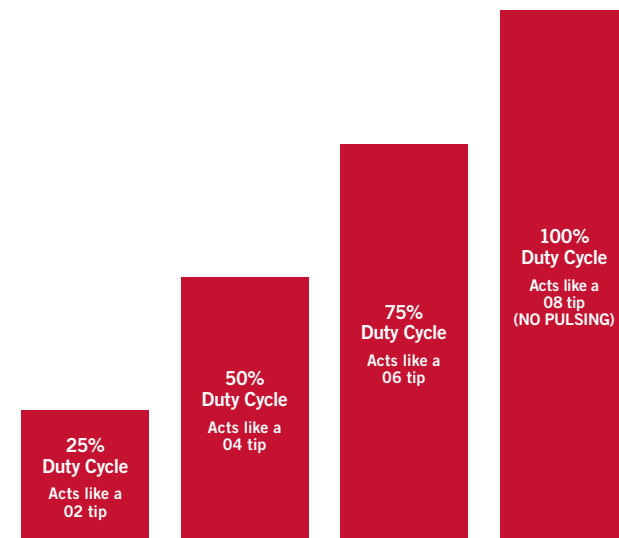
- Controls product flow and pressure more precisely than conventional rate controllers.
- Optimizes application rates and droplet sizes for consistent application, regardless of speed and ground conditions.
- Delivers more consistent, flexible and accurate application, even in turns, rough terrain and irregular-shaped fields.
- Integrates precision technology to help your operation achieve greater efficiency.

HERE'S HOW AIM COMMAND FLEX WORKS.

Pulse width modulation (PWM) spray technology ensures a constant application rate and spray pressure, even when sprayer speed changes. Think of it as a way to change nozzle tips without leaving the cab.

- Once you select a standard tip based on application rate, chemical droplet size and travel speed, AIM Command FLEX automatically and precisely controls the flow to meet targeted application rates.
- Working at 10 pulses per second, nozzle valves vary the duty cycle to maintain the correct application rate as sprayer speed changes.

EXAMPLE: USING A 08 FLAT FAN TIP.



BETTER APPLICATION QUALITY ACROSS EVERY FIELD.

AIM Command FLEX helps you achieve a level of spray coverage that's not possible with conventional rate controller-only technology.

PRECISE PRODUCT FLOW.

AIM Command FLEX precisely controls product flow and spray pressure.

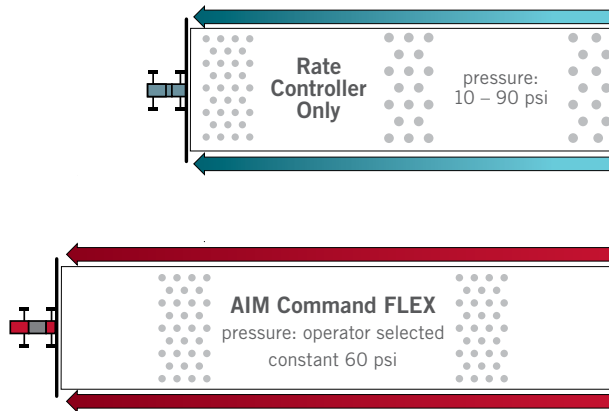
- To accommodate sprayer wheel tracks, fence rows or other field conditions, you can **pre-set spray rates up to 30 percent higher than your target rate** on up to eight nozzles.
- AIM Command FLEX operates **36 separate "virtual" boom sections**, delivering the ultimate in spray accuracy and precision. The ability to control more boom sections helps reduce over-application that adds costs and potential crop damage.

EFFICIENT, EFFECTIVE APPLICATIONS.

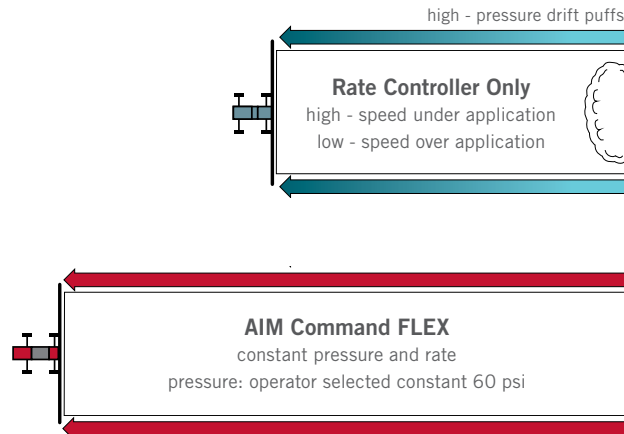
Eliminate worry about over- or under-application. AIM Command FLEX delivers quality application for effective and efficient use of crop protection products and spray operations.

- The system maintains consistent application rate and spray pressure across the field and over a wide range of speeds — **up to 8:1 with properly sized spray tips**.
- Because pressure is constant, you can choose the speed that fits the field or conditions and still get the best possible product coverage.
- AIM Command FLEX increases your sprayer's production potential while reducing per-acre operating costs.

CONSISTENT COVERAGE EVERYWHERE:



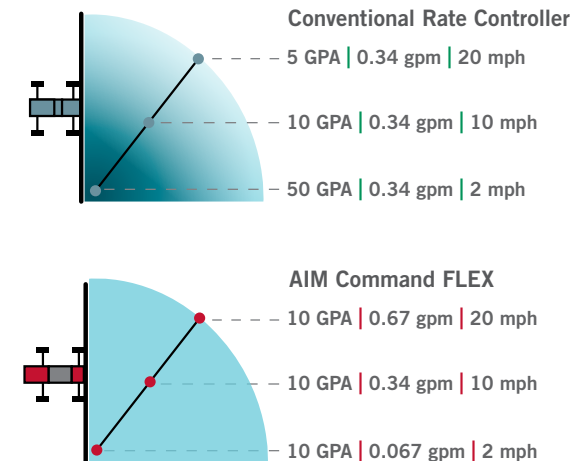
OUT OF THE CORNER CONTROL:



TURN COMPENSATION.

When your sprayer runs in a straight line, every nozzle moves over the field at the same speed. But during turns, ground speed varies across the boom — causing under-application on the outside of the boom and over-application on the inside of the boom.

- AIM Command FLEX solves that problem by compensating for different speeds across the boom to ensure correct application rates.
- Each nozzle adjusts its duty cycle to match the targeted application rate based on speed, nozzle position on the boom and the arc or turn radius.
- There's no need to manually increase spray rates at lower speeds to deliver consistent, accurate application rates.



IMPROVED DRIFT CONTROL.

Unpredictable weather and changing winds can create headaches in sensitive areas.

- For on-demand drift control, AIM Command FLEX allows you to **toggle between two pre-set spray pressures** that can be reset up or down at any time.
- You can pre-set a target spray pressure to achieve the desired droplet size for the product you are applying.
- Input a lower pressure setting to selectively avoid off-target application in sensitive areas or to respond to wind gusts. When normal conditions return, toggle back to the higher pressure setting on the go.
- You also have the option of inputting a higher pressure setting for greater canopy penetration.

INSTANT ON/OFF.

- With AIM Command FLEX, you reach target rate and spray pressure immediately after nozzles are turned on.
- And, there is no pressure bleed-down or nozzle dribble at turn-off that can lead to over-application.




STEP 1

Dial to lower pressure selection for fewer fines.

STEP 2

Switch to higher rate to increase droplet count.





CASE IH ADVANCED FARMING SYSTEMS DELIVERS, PRECISELY.

When you tap into all that Case IH Advanced Farming Systems (AFS) offers, you'll bring the latest, most advanced precision technology to the Trident 5550 liquid/dry combination applicator. AFS is an integrated precision farming solution that gives you more control right from the seat of your cab.

ACCUBOOM AUTOMATIC BOOM SECTION CONTROL.

AccuBoom automatically turns off boom sections when the sprayer enters an area that has already been sprayed and then turns the sections back on when leaving the applied area. AccuBoom is compatible with the **Case IH Viper 4+ or AFS Pro 700** rate controller.

AUTOBOOM AUTOMATIC BOOM HEIGHT CONTROL.

AutoBoom detects changes in terrain and adjusts boom height accordingly. This decreases operator fatigue and wear and tear on the machine and **increases the accuracy and coverage of the applications.** Configure your AutoBoom system with additional ultrasonic sensors or gauge wheels to maintain a level spray platform. This will provide the best possible application and maximize boom life.

ACCUGUIDE AUTOGUIDANCE.

Achieve year-to-year repeatable accuracy from sub-inch levels and beyond with AFS AccuGuide. autoguidance helps reduce skips and overlaps; saves on fuel and labor costs and fertilizer and chemical inputs; **simplifies operation**; and even adds hours to the day during critical operating windows.



Prescription Map: Generate an application map using crop health, pest presence and other factors that affect plant health, growth and yield.



AIM ACCUPLACER.

AIM AccuPlacer quickly and easily converts the Trident 5550 Liquid System into an efficient side-dressing machine — and just as easily back into a sprayer — to help maximize productivity and your equipment ROI. AIM AccuPlacer delivers a constant, consistent stream of nitrogen when and where growing crops need it.

CHOOSE YOUR DISPLAY.

The Case IH AFS open architecture system offers flexibility in display selection. Simply select your display and control variable-rate applications and map those applications.

AFS Pro 700 display offers a single, customizable, intuitive, easy-to-read display for the Trident 5550 combination applicator. The AFS Pro 700 already is used across a wide range of Case IH equipment to control and monitor key functions and track important information.

Case IH Viper 4+ controller offers a touch-screen interface that displays boom status, application rate and pressure readings. The Viper 4+ features a highly visible 12.1-inch screen and can function as a stand-alone rate controller or as an integral part of guidance or mapping systems.

ACCURATE SPRAY MAPPING.

The As-Applied Map feature records exactly what is being applied during application and generates a map for your records and future analysis.

DATA MANAGEMENT SOFTWARE.

A single software suite helps maximize the value of AFS technology. View, edit, manage, analyze and utilize precision farming data. AFS Software offers the flexibility and analysis power to maximize all the benefits of precision farming.

No matter the data source — the AFS Pro 700 display, crop consultants, or ag retailers or other suppliers — AFS Software can easily import and manage the data.

EFFICIENT POWER, INFINITE SPEEDS.

At 390 engine horsepower, the Trident 5550 is the most powerful high clearance, row crop liquid/dry combination applicator available. And thanks to Case IH Efficient Power technology, it generates more power with less fuel for a lower operating cost.



8.7L engine

THE HIGHEST HORSEPOWER HIGH CLEARANCE COMBINATION APPLICATOR AVAILABLE.

- 390 rated horsepower
- 415 peak horsepower at 2,000 engine RPM
- 1,257 ft. lb. peak torque

TIER 4 B/FINAL WITH SCR TECHNOLOGY.

Selective Catalytic Reduction (SCR) is a simple system that **maximizes engine power** and treats exhaust gases to eliminate pollutants. The result: engines with more power, greater fuel economy and increased durability and reliability and longer service intervals. SCR is **the most efficient and powerful diesel emission-control technology available.**

HIGH CAPACITIES TO KEEP YOU ROLLING.

Maximizing uptime and minimizing downtime is one of the best ways to ensure the best return possible on your equipment investment. Less time spent refueling and more time spreading or spraying is a perfect example — and one the Trident 5550 embodies.

- 150-gal. fuel capacity, via two connected 75-gallon tanks
- 21-gal. Diesel Exhaust Fluid (DEF) tank capacity
- 600-hour oil change interval



COOL UNDER PRESSURE.

The Trident 5550 combination applicator is the first Case IH application equipment offering with an **electronic viscous fan drive**. This style of fan drive monitors engine temperature, along with temperatures in the other cores in the cooling package, and adjusts the fan speed accordingly. This style of fan drive reduces noise and parasitic horsepower draw.

HYDROSTATIC DRIVE PUTS YOU IN COMPLETE CONTROL.

The hydrostatic drive on the Trident 5550 provides infinitely variable speed control. Each time the hydrostatic operating lever returns to neutral, wheel motor swash plates return to their maximum angle, allowing maximum torque for each start.

ADJUST YOUR SPEED WITH EASE.

Infinitely adjust travel speeds using the **in-cab speed control knob**. Simply rotate the speed control to adjust the top travel speed range. This can help maintain appropriate load: speed ratios whether in the field or in transit.

TRACTION WHEN AND WHERE YOU NEED IT.

Full-time 4WD provides excellent traction in all types of conditions. Individual wheel traction control **improves performance and productivity** by sensing slip and countering trouble by regulating oil flow at each wheel motor to help the machine power through those tough spots.

BRAKING OPTIONS.

In most situations, the hydrostatic drive provides all the braking power you need.

- Primary brakes — hydrostatic drive
- Service brakes — in-cab pedal activates service brakes in all four planetary hubs
- Parking brakes — spring-applied; pressure released

RETHINK PRODUCTIVITY.

Agriculture is an innovation industry. Today — as we work to achieve High-Efficiency Farming practices, leading to better, more efficient ways to feed a growing population — our efforts demand a sharper focus. It's time to Rethink Productivity.



DEMAND MORE FROM YOUR EQUIPMENT.

Rethink Productivity embodies our approach to equipment innovation and how you approach your business. You know that you must focus on achieving the highest level of efficiency if you want to grow and succeed and, most importantly, feed the world. We know that by intensifying our emphasis on advanced technologies and agronomic design, we can continually advance High-Efficiency Farming.

Protecting yield potential requires getting the right amount of product applied at the right time, even when conditions squeeze treatment windows. Where timeliness, reliability and accuracy meet, you'll find high-efficiency application — more acres in the books and increased bushels per acre.

When you rethink your application equipment's potential, each growing season presents a new opportunity to boost productivity and profitability.

HERE'S HOW THE TRIDENT 5550 LIQUID/DRY COMBINATION APPLICATOR HELPS YOU RETHINK PRODUCTIVITY IN YOUR OPERATION:

- **Get in fields faster:** A larger footprint on the ground can help make wet fields more accessible and reduce soil compaction. The Trident 5550 is the first applicator featuring factory-available duals in row crop tire sizes.
- **Maintain accuracy at your speed:** Drive according to ground conditions without sacrificing accurate coverage, thanks to infinitely variable speed via hydrostatic drive — keeping you in complete control.
- **Minimize variables:** Advanced liquid and dry application technology keeps application rates constant through irregular-shaped fields — reducing over- or under-application and potential crop damage.
- **Embrace versatility:** More than just a sprayer or spreader, start viewing your combination applicator as a crop-improvement tool to both protect and feed your fields, through three seasons of use.
- **Manage inputs:** Save on inputs with advanced application technology that reduces skips, overlaps and accommodates for turns.
- **Work as a system:** From fertility to planting to spraying to harvest, use AFS mapping and records technology to pinpoint areas for improvement.

From **fast changeover times that support multi-season productivity** to the latest precision-application technology, at Case IH, we focus on the tiniest details to help you operate in a high-efficiency crop-production environment.

TRIDENT 5550 LIQUID/DRY COMBINATION APPLICATOR SPECIFICATIONS

SPECIFICATIONS

TRIDENT 5550 CHASSIS

Engine	Case IH FPT 8.7L (531 cu. in.) 6-cylinder, 390 rated hp (291 kW), 415 peak hp (310 kW), 1,257 ft.-lbs. (1,705 Nm) peak torque, turbocharged, after-cooled, electronically controlled diesel, Tier 4 B/Final.
Drive	Hydrostatic with full-time 4-wheel drive, infinitely variable speed control returns wheel motor swash plates to maximum angle each time the hydro lever is returned to neutral. Allows maximum torque for each start.
Wheel Track Adjustment	120 – 160 in. (305 – 406 cm) hydraulically adjusted from the cab. Adjustments can be made in .5 in. (1.27 cm) increments.
Travel Speed	40 mph (64 kph)
Dry Weight*	Chassis only: 26,240 lbs. (11 902 kg); Chassis with New Leader dry spinner applicator: 31,100 lbs. (14 107 kg); Chassis with Trident Liquid System (120-ft. boom): 35,670 lbs. (16 180 kg)
Overall Length	31 ft. 10 ½ in. (9.72 m) - equipped with Trident 5550 Liquid System & 120-ft. boom; 30 ft. 3 ¾ in. (9.24 m) - equipped with New Leader dry spinner applicator
Overall Height	Suspension deflated: 12 ft. 9 ¾ in. (3.91 m); Suspension at standard ride height: 13 ft. 1 ¾ in. (4.01 m)
Overall Width	13 ft. 9 ¾ in. (4.21 m) - equipped with 710/60R46 tires
Wheelbase	170 in. (432 cm)
Tire Size	Available with 320/105R54 (duals only), 380/105R50 (single or duals), 420/95R50 (single or duals), 480/80R50 (single or duals), 710/60R46
Ground Clearance	53 in. (135 cm)
Turning Radius	26 ft. 1 in. (7.96 m) from center line of rear axle
Suspension	Pneumatic suspension that acts independently at each wheel.
Fuel Tank / DEF Tank	150 gal. (568 L) through (2) 75-gallon connected tanks / 21 gal. (79 L)
Sprayer / Spreader Control	Case IH AFS Pro 700/Case IH Viper 4+

TRIDENT 5550 LIQUID SYSTEM

Solution Tank Size	1,400 gal. (5 300 L) stainless steel
Nozzle Spacing	20 in. (50.8 cm) off-center or 20-30 in. (50.8-76.2 cm) with 30 in. (76.2 cm) on-center
Boom Length	60/90 ft. (18.3/27.4 m), 60/100 ft. (18.3/30.5 m) or 60/90/120 ft. (18.3/27.4/36.5 m) self-centering
Boom Adjustment Height	24 – 84 in. (61 – 213 cm)
Full Boom Breakaway	30 degrees
Wingtip Breakaway	90-ft. boom: 5 ft. 6 in. (1.7 m); 100-ft. boom: 10 ft. 6 in. (3.2 m); 120-ft. boom: 9 ft. (2.7 m)
Product Pump	Pulse width modulated controlled centrifugal pump—hydraulic motor driven by product control system
Foam Marker	55 gal. (208 L) high-volume foam marker system. Air supply taken from engine-driven air compressor.

* Weights may vary depending on unit configuration and options chosen.



SAFETY NEVER HURTS!™ Always read the Operator's Manual before operating any equipment. Inspect equipment before using it, and be sure it is operating properly. Follow the product safety signs, and use any safety features provided. CNH Industrial America LLC reserves the right to make improvements in design and changes in specifications at any time without notice and without incurring any obligation to install them on units previously sold. Specifications, descriptions and illustrative material herein are as accurate as known at time of publication, but are subject to change without notice. Availability of some models and equipment builds varies according to the country in which the equipment is used.

©2017 CNH Industrial America LLC. All rights reserved. Case IH is a trademark registered in the United States and many other countries, owned by or licensed to CNH Industrial N.V., its subsidiaries or affiliates. Any trademarks referred to herein, in association with goods and/or services of companies other than CNH Industrial America LLC, are the property of those respective companies. Printed in U.S.A. www.caseih.com CIH1707101