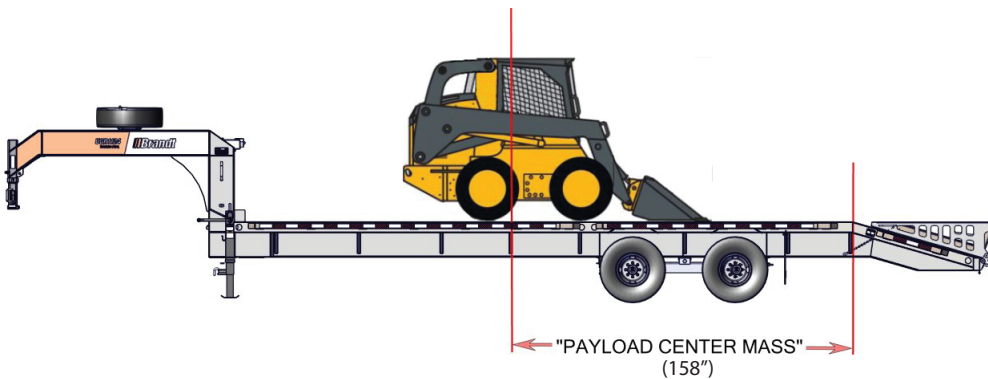
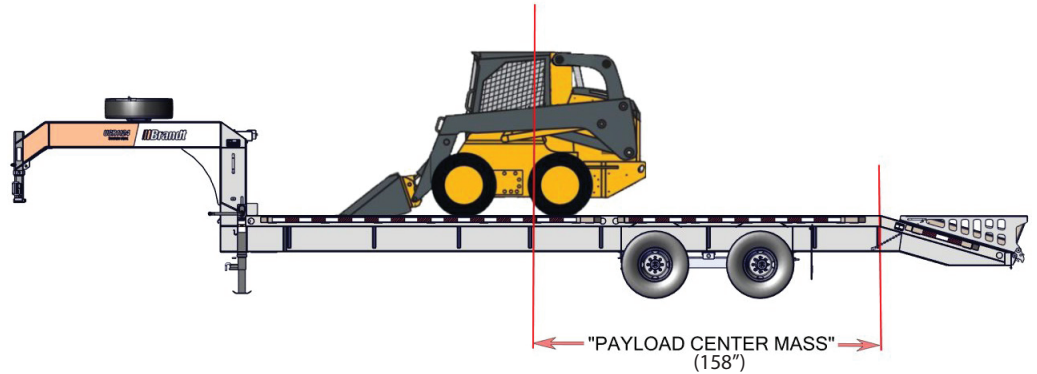


UGR1124 - Dual Axle - Skid Steer



Loading Guidelines

When additional load is carried 30" behind Gooseneck, adjust the location of the equipment backward according to the chart below.

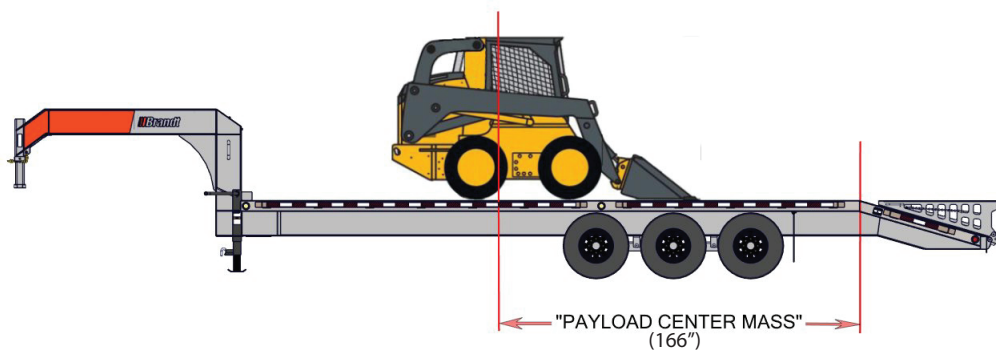
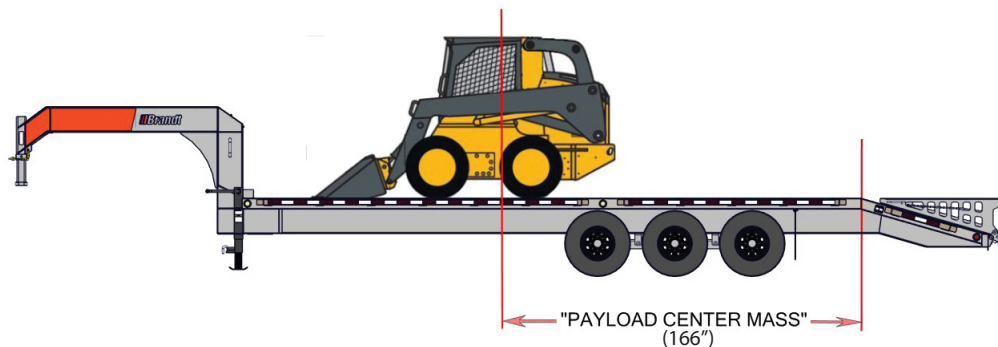
Load on Deck (lbs)	Move Equipment by: (inches)
500	3
1000	7
1500	11
2000	15
2500	19

UGR1124	
GVWR:	22000 lbs
Tare:	6500 lbs
Payload Capacity	15500 lbs
Payload Center Dimension	158" From Back of Deck

DISCLAIMER: THIS DOCUMENT PROVIDES LOADING GUIDANCE TO ACHIEVE A PROPER DISTRIBUTION OF THE WEIGHT ON THE TRAILER. IT IS THE RESPONSIBILITY OF THE OPERATOR TO ENSURE THAT THE GVWR AND GAWR OF THE TRAILER, THE TOWING VEHICLE, AND THE COMBINATION OF VEHICLES IS NOT EXCEEDED.

Brandt

UGR1124 - Tridem Axle - Skid Steer



Loading Guidelines

When additional load is carried 30" behind Gooseneck, adjust the location of the equipment backward according to the chart below.

Load on Deck (lbs)	Move Equipment by: (inches)
500	3
1000	6
1500	10
2000	14
2500	18

GVWR:

22000 lbs

Tare:

6500 lbs

Payload Capacity

15500 lbs

Payload Center Dimension

166"
From Back of Deck

DISCLAIMER: THIS DOCUMENT PROVIDES LOADING GUIDANCE TO ACHIEVE A PROPER DISTRIBUTION OF THE WEIGHT ON THE TRAILER. IT IS THE RESPONSIBILITY OF THE OPERATOR TO ENSURE THAT THE GVWR AND GAWR OF THE TRAILER, THE TOWING VEHICLE, AND THE COMBINATION OF VEHICLES IS NOT EXCEEDED.