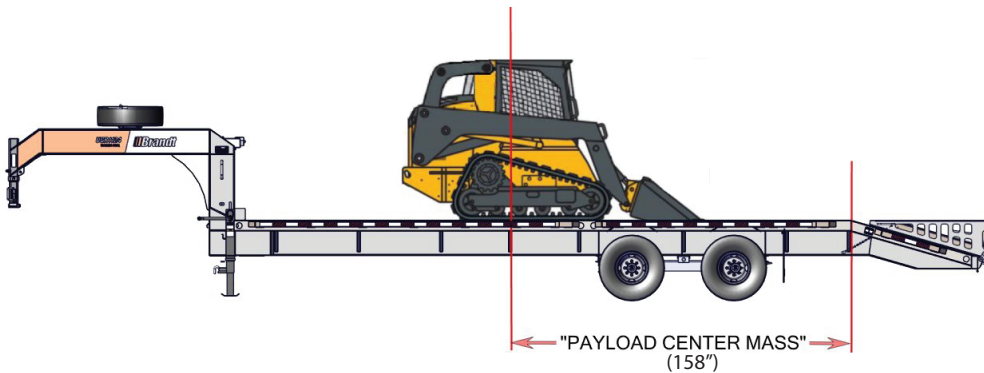
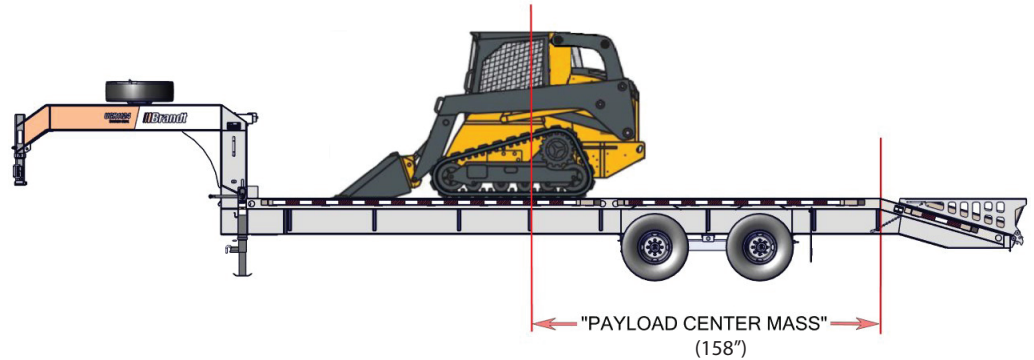


UGR1124 - Dual Axle - Track Loader



Loading Guidelines

When additional load is carried 30" behind Gooseneck, adjust the location of the equipment backward according to the chart below.

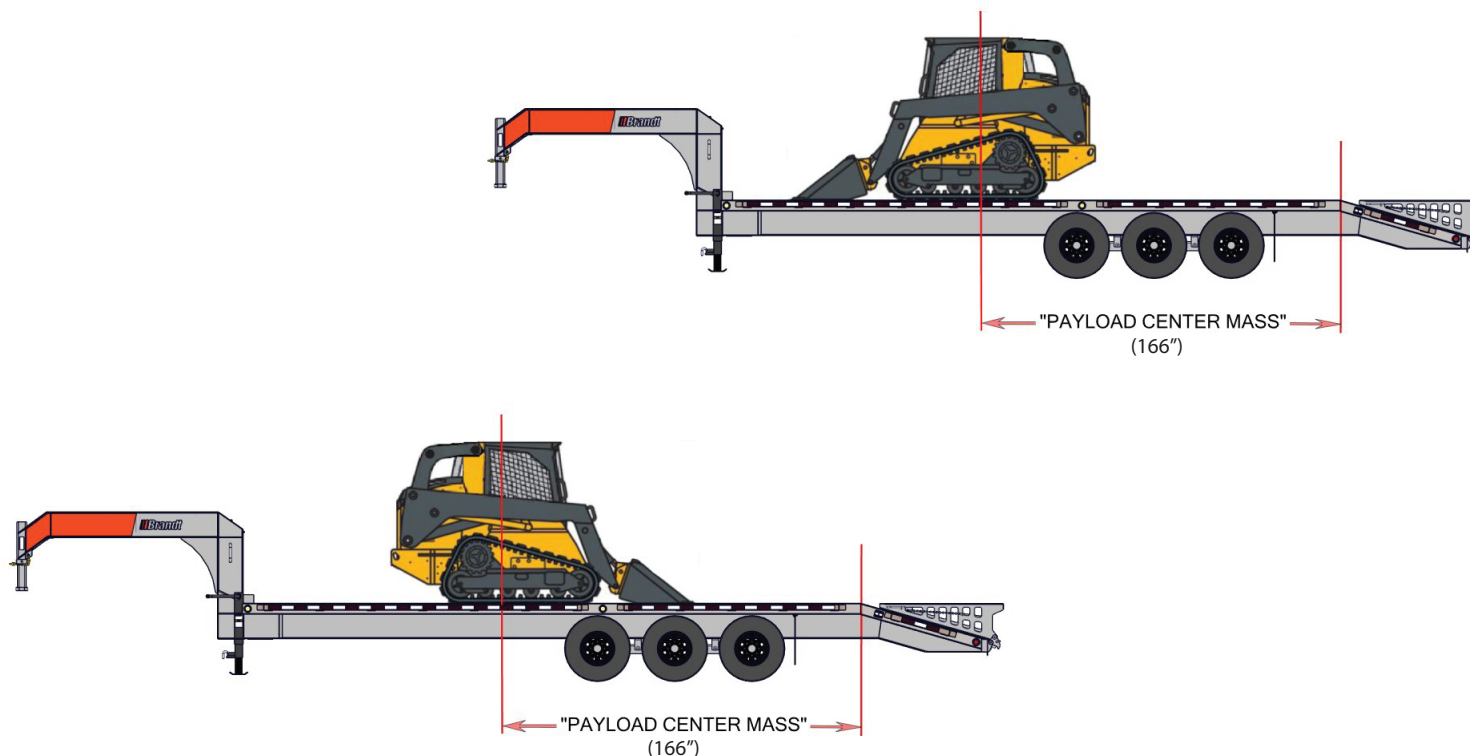
Load on Deck (lbs)	Move Equipment by: (inches)
500	3
1000	7
1500	11
2000	15
2500	19

UGR1124

GVWR:	22000 lbs
Tare:	6500 lbs
Payload Capacity	15500 lbs
Payload Center Dimension	158" From Back of Deck

DISCLAIMER: THIS DOCUMENT PROVIDES LOADING GUIDANCE TO ACHIEVE A PROPER DISTRIBUTION OF THE WEIGHT ON THE TRAILER. IT IS THE RESPONSIBILITY OF THE OPERATOR TO ENSURE THAT THE GVWR AND GAWR OF THE TRAILER, THE TOWING VEHICLE, AND THE COMBINATION OF VEHICLES IS NOT EXCEEDED.

UGR1124 - Tridem Axle- Track Loader



Loading Guidelines

When additional load is carried 30" behind Gooseneck, adjust the location of the equipment backward according to the chart below.

Load on Deck (lbs)	Move Equipment by: (inches)
500	3
1000	6
1500	10
2000	14
2500	18

	UGR1124
GVWR:	22000 lbs
Tare:	6500 lbs
Payload Capacity	15500 lbs
Payload Center Dimension	166" From Back of Deck

DISCLAIMER: THIS DOCUMENT PROVIDES LOADING GUIDANCE TO ACHIEVE A PROPER DISTRIBUTION OF THE WEIGHT ON THE TRAILER. IT IS THE RESPONSIBILITY OF THE OPERATOR TO ENSURE THAT THE GVWR AND GAWR OF THE TRAILER, THE TOWING VEHICLE, AND THE COMBINATION OF VEHICLES IS NOT EXCEEDED.