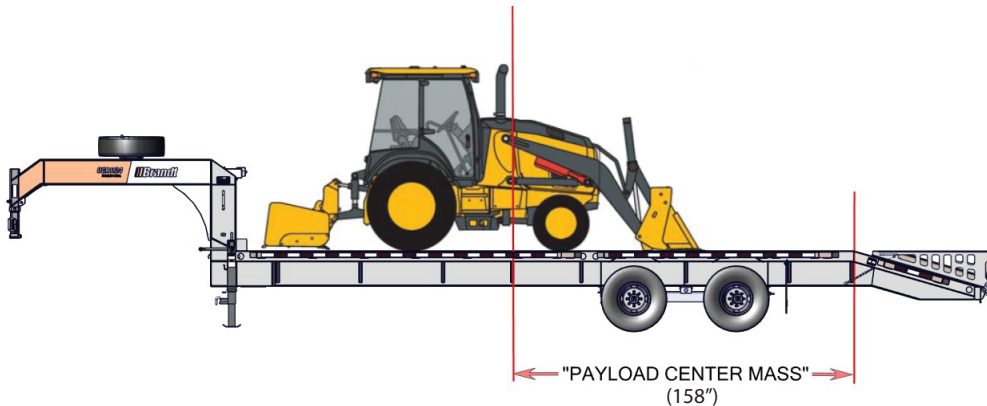
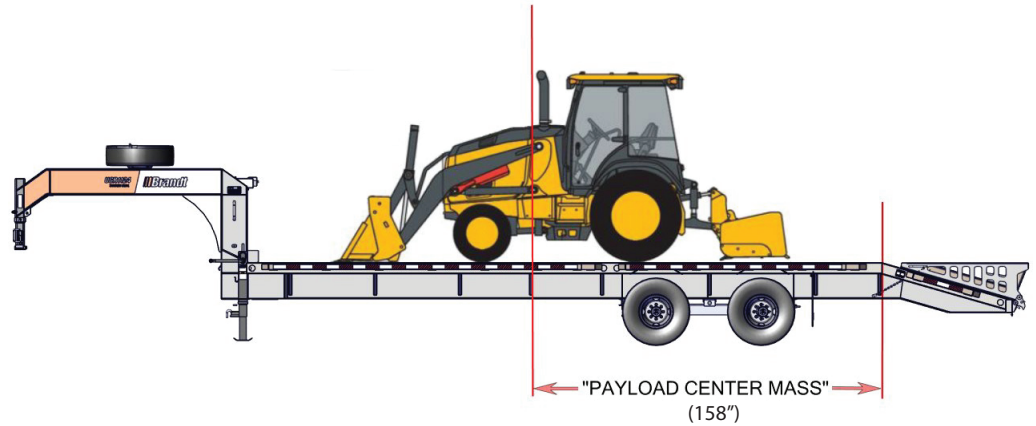


# UGR1124 - Dual Axle - Tractor Loader



## Loading Guidelines

When additional load is carried 30" behind Gooseneck, adjust the location of the equipment backward according to the chart below.

Load on Deck (lbs)	Move Equipment by: (inches)
500	3
1000	7
1500	11
2000	15
2500	19

## UGR1124

**GVWR:** 22000 lbs

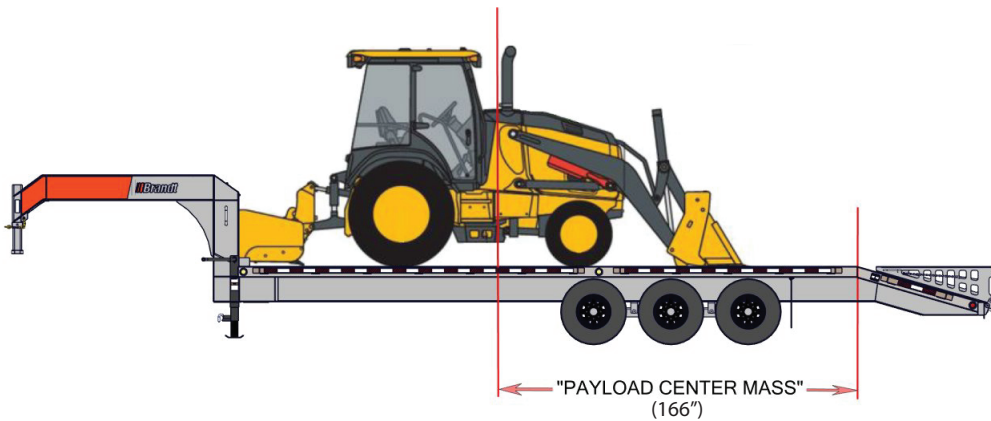
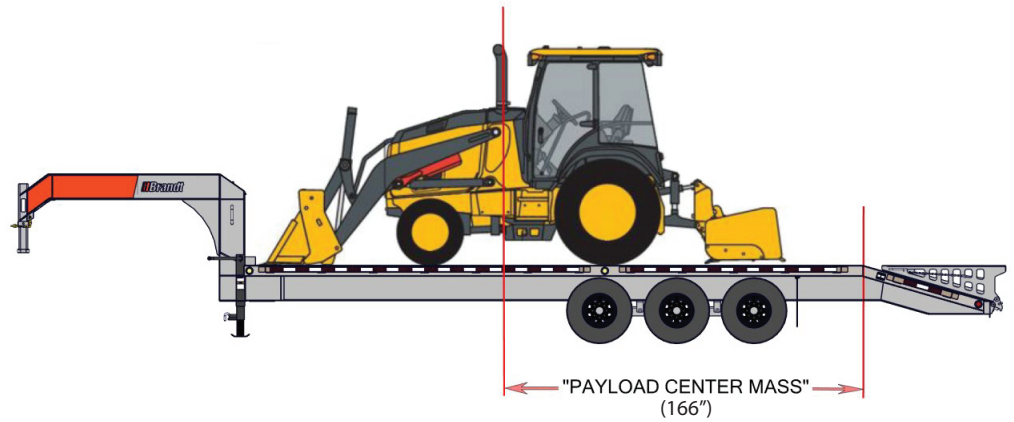
**Tare:** 6500 lbs

**Payload Capacity** 15500 lbs

**Payload Center Dimension** 158"  
From Back of Deck

**DISCLAIMER: THIS DOCUMENT PROVIDES LOADING GUIDANCE TO ACHIEVE A PROPER DISTRIBUTION OF THE WEIGHT ON THE TRAILER. IT IS THE RESPONSIBILITY OF THE OPERATOR TO ENSURE THAT THE GVWR AND GAWR OF THE TRAILER, THE TOWING VEHICLE, AND THE COMBINATION OF VEHICLES IS NOT EXCEEDED.**

# UGR1124 - Tridem Axle - Tractor Loader



## Loading Guidelines

When additional load is carried 30" behind Gooseneck, adjust the location of the equipment backward according to the chart below.

Load on Deck (lbs)	Move Equipment by: (inches)
500	3
1000	6
1500	10
2000	14
2500	18

## UGR1124

**GVWR:** 22000 lbs

**Tare:** 6500 lbs

**Payload Capacity** 15500 lbs

**Payload Center Dimension** 166"  
From Back of Deck

**DISCLAIMER:** THIS DOCUMENT PROVIDES LOADING GUIDANCE TO ACHIEVE A PROPER DISTRIBUTION OF THE WEIGHT ON THE TRAILER. IT IS THE RESPONSIBILITY OF THE OPERATOR TO ENSURE THAT THE GVWR AND GAWR OF THE TRAILER, THE TOWING VEHICLE, AND THE COMBINATION OF VEHICLES IS NOT EXCEEDED.