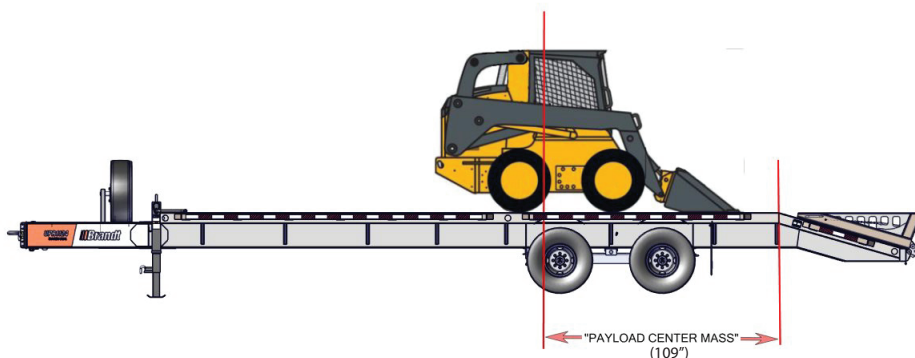
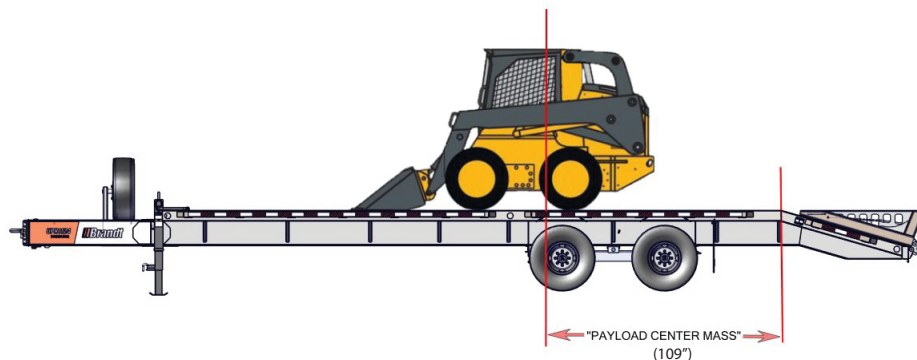


UPR1124 - Dual Axle - Skid Steer



Loading Guidelines

When additional load is carried 30" from the front of the deck, adjust the location of the equipment backward according to the chart below.

Load on Deck (lbs)	Move Equipment by: (inches)
500	5
1000	10
1500	16
2000	22
2500	28

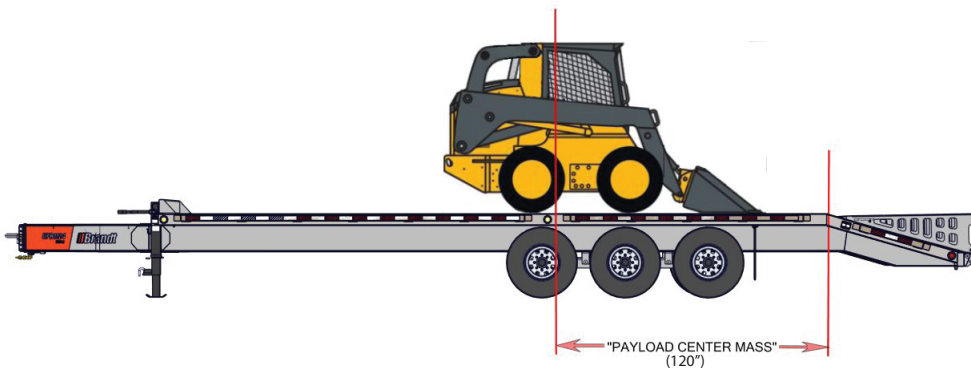
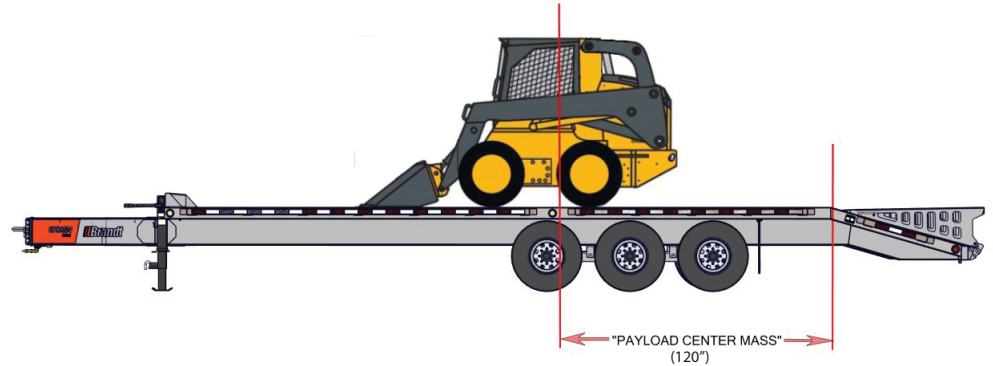
UPR1124

GVWR:	22000 lbs
Tare:	6280 lbs
Payload Capacity	15720 lbs
Payload Center Dimension	109" From Back of Deck

DISCLAIMER: THIS DOCUMENT PROVIDES LOADING GUIDANCE TO ACHIEVE A PROPER DISTRIBUTION OF THE WEIGHT ON THE TRAILER. IT IS THE RESPONSIBILITY OF THE OPERATOR TO ENSURE THAT THE GVWR AND GAWR OF THE TRAILER, THE TOWING VEHICLE, AND THE COMBINATION OF VEHICLES IS NOT EXCEEDED.

The logo for Brandt, featuring three slanted orange bars to the left of the word "Brandt" in a large, bold, white sans-serif font.

UPR1124 - Tridem Axle - Skid Steer



Loading Guidelines

When additional load is carried 30" behind front of deck, adjust the location of the equipment backward according to the chart below.

Load on Deck (lbs)	Move Equipment by: (inches)
500	4
1000	9
1500	15
2000	20
2500	26

UPR1124

GVWR: 22000 lbs

Tare: 6280 lbs

Payload Capacity 15720 lbs

Payload Center Dimension 120"
From Back of Deck

DISCLAIMER: THIS DOCUMENT PROVIDES LOADING GUIDANCE TO ACHIEVE A PROPER DISTRIBUTION OF THE WEIGHT ON THE TRAILER. IT IS THE RESPONSIBILITY OF THE OPERATOR TO ENSURE THAT THE GVWR AND GAWR OF THE TRAILER, THE TOWING VEHICLE, AND THE COMBINATION OF VEHICLES IS NOT EXCEEDED.