

|2017|

BERKSHIRE



WHERE TO ON YOUR NEXT LUXURY CRUISE?



# *BERKSHIRE*

*BE YOUR OWN CAPTAIN!*

You don't have to travel the high seas to experience the ultimate in luxury, comfort and entertainment on the water. Berkshire has the power, performance and features to make any day outing a true pleasure cruise.

As you look through the pages of this book, imagine the possibilities...water sports, finding new fishing sites, relaxing with friends as you cruise from one waterside attraction to the next or simply lounging on the deck while all the cares of normal life are washed away by the soft sounds of the surf.

Go ahead, Captain! Chart your course!



DUAL CONSOLE, GLASS  
WINDSHIELD MODELS



#### STARBOARD FEATURES


- 12" touch-screen display
- Rotary encoder w/ICE (Infotainment Core Expansion) stereo system
- 2 video inputs for optional rear and/or front view camera
- Speaker pod w/2 cup holders
- Large lockable helm storage door



# NEW FOR 2017

#### PORTSIDE FEATURES

- Sink w/stainless steel water fill, tank, drain and faucet (w/water pump)
- 4.3" ICE (Infotainment Core Expansion) remote display
- 2 video inputs for optional rear and/or front view camera
- Speaker pod w/2 cup holders
- Large lockable helm storage door
- Large lockable glove box





BERKSHIRE

# WARRANTY

FOR A LIFETIME OF ENJOYMENT, BERKSHIRE IS THE RIGHT CHOICE.  
 5 Year "Bow to Stern" Limited Warranty • Limited Lifetime Structural Warranty • Limited Lifetime Deck Component Warranty  
 Transferable within 10 years of original owner's purchase date

## FEATURES | 2017 | OPTIONS

SPECS	SPORT SERIES	ULTRA ENTERTAINMENT & ULTRA SERIES	STS SERIES	CTS SERIES
	200-800 HP (w/twin engines)	90-350 HP	90-350 HP	60-250 HP
	9-15 person capacity	9-15 person capacity	9-15 person capacity	8-14 person capacity
STANDARD FEATURES				
	Sport fiberglass console w/ helm riser, Murphy touch-screen digital color display w/GPS, depth sounder, fuel level, voltmeter, oil pressure, tach/hour meter & speedometer	Deluxe fiberglass console w/sink, Murphy touch-screen digital color display w/GPS, depth sounder, fuel level, voltmeter, oil pressure, tach/hour meter & speedometer	Fiberglass console w/raised matte finish mahogany dash w/analog gauges & push-button digital color display graph or Humminbird® fish/depth graph	Fiberglass console w/raised, matte finish mahogany dash & rocker switches
	31" high-back helm chair w/aluminum frame & hydraulic height adjustment	31" high-back helm chair w/aluminum frame & hydraulic height adjustment	Aluminum-framed, mid-back reclining helm chair w/arms & headrest	Low-back helm chair w/arms & slider pedestal
	Matte finish, Mahogany wood grain oval table w/lighted base	Matte finish, Mahogany wood grain oval table w/lighted base	Matte finish, Mahogany wood grain oval table	Matte finish, Mahogany wood grain oval table
	Stern remote-controlled radio w/Kicker® speakers, amp & subwoofer; USB charging port, aux port & Bluetooth	Kicker® water-resistant radio & speakers; USB charging port, aux port & Bluetooth	Kicker® water-resistant radio & speakers; USB charging port, aux port & Bluetooth	Sony® radio w/iPod, Bluetooth & remote
	SurLast® color-matched bimini top w/quick release & playpen cover w/factory-installed "J" clips	SurLast® 10' color-matched bimini top & playpen cover w/factory-installed "J" clips	SurLast® 10' color-matched bimini top w/quick release & riser bracket; playpen cover w/factory-installed "J" clips	SurLast® 10' color-match bimini top w/push-pin quick release & color-matched playpen cover
	Aluminum Sport ski tow bar	Stainless steel ski tow bar (RS & SL models)	Stainless steel tow bar (RS model)	Stainless steel tow bar (RS model)
	LED docking lights in front rail panels & LED courtesy light	LED docking lights in front rail panels & LED courtesy light	LED docking lights in front rail panels & LED courtesy light	LED navigation lights
	EPA approved fuel tank w/fuel/water separator	EPA-approved fuel tank w/fuel & water separator	EPA-approved fuel tank w/fuel & water separator	EPA-approved fuel tank w/fuel & water separator
	Electric-powered arch w/bimini	Redesigned entertainment center w/Centric II bar stools & sink w/cover (entertainment models except CLE)	Redesigned entertainment center w/Centric II bar stools & sink w/cover (entertainment models)	Starboard top fishing center w/livewell & rod holders (F & FCR models)
OPTIONS PKGS AVAILABLE				
Deluxe Pkg #1		●	●	●
Deluxe Pkg #2			●	
Super Sport Trim Pkg	●	●	●	
"Black Out" Trim Pkg	●	●	●	●
Lighting Pkg		●	●	
3.0+ Pkg	●	●	●	
3.0 Pkg		●	●	●
2.75 Pkg		●	●	●
Saltwater Edition Pkg	●	●	●	●

NOTE: See series-specific sections for a more comprehensive listing of specifications, features, options and packages available



NEW FOR 2017



SPORT SERIES

25 Sport RFX9





## SPORT S E R I E S

### STANDARD FEATURES

- Full tropical weave floor in Beige or Gray
- Sport fiberglass console w/helm riser
- Wood grain tilt steering wheel
- Murphy touch-screen digital color display w/ GPS, depth sounder, fuel level, voltmeter, oil pressure, tach/hour meter & speedometer
- Remote-controlled radio w/Kicker® speakers, amp & subwoofer
- USB charging port
- Push button courtesy light on helm
- 31" high-back helm and portside chair w/ aluminum frame & hydraulic height adjustment
- Lexington® deluxe bench seating
- Seating covered in 28 oz. Sonora soft-touch vinyl w/premium backing
- 2-7/8" seat pedestal
- LED-lighted, stainless steel cup holders
- Matte-finish Mahogany wood grain oval table w/lighted base
- Privacy hoop & curtain in chaise lounge
- Electric-powered arch w/bimini
- Stainless steel corners & rail braces
- SurLast® playpen cover w/factory-installed "J" clips
- Dual battery switch w/digital voltage-sensitive relay (DVSR)
- LED exterior rail lights, docking lights & courtesy light
- Extended stern vinyl platform w/transom washdown & stainless ladder
- Stainless steel pop-up cleats
- Aluminum Sport ski tow bar

## SPORT SERIES

### OPTIONS

- Sport aluminum hard top
- Color acrylic accent matched logos
- Slanted teak vinyl floor upgrade in Brown or Gray Weathered
- JL Audio® speakers, amplifier & subwoofer
- LED underwater lighting
- LED under deck lights
- Rear view camera
- Rear view mirror
- Front view camera
- 19" x 79" in-floor storage
- Moving prop alert - dual display
- Extended bow canvas
- Wakeboard racks (pair)
- Reinforced splash fins
- 2 can speakers mounted on arch


### OPTIONS PACKAGES

#### Super Sport Trim Package

- Super Sport logo
- Pearl White furniture base vinyl
- Black, Silver, Yellow, Kiwi, Lagoon, Orange or Red interior accents
- Black Onyx or Pearl White exterior rail panels
- High-back helm chair w/bolster
- High-back portside chair w/bolster
- White sport ski tow bar
- Silver sport steering wheel
- (2) can speakers mounted on arch
- White helm
- White arch
- Color coordinating rail stripe
- Matte silver on dash, wheel & table

#### Saltwater Edition Package

- Zinc anode bracket
- Zinc anode mounted in bracket
- Solid keels



#### "Black Out" Trim Package

- Black anodized rails
- Black anodized bimini top frame
- Black rail spacers
- Black pinch guards
- Black door stops
- Black rail plugs
- Black anodized deck trim
- Black splice covers
- Black rub rail
- Black corner pads
- Black snap screws
- Black table base & legs

#### 3.0+ Performance Package

- Aluminum underdeck
- 4" lifting strakes on the center tube
- 4" lifting strakes on the inside of outer tubes
- "Pad" running surface
- Hydraulic steering w/power assist pump
- Sport ski tow bar
- 52-gallon fuel tank

## SPORT S E R I E S



25 SPORT SLX



25 SPORT SLX DC  
(DUAL CONSOLE)



25 SPORT RFX



25 SPORT RFX DC  
(DUAL CONSOLE)

PERFORMANCE PKG	OVERALL LENGTH	PERSON CAPACITY	MAX HP
3.0+	25' 7"	14	350
3.0	25' 7"	14	250
2.75	25' 7"	13	200



25 SPORT RFX9



25 SPORT RFX9 DC  
(DUAL CONSOLE)


PERFORMANCE PKG	OVERALL LENGTH	PERSON CAPACITY	MAX HP
3.0+	27' 9"	15	350




### STANDARD BASE VINYL COLORS




### STANDARD VINYL ACCENT COLORS



### SUPER SPORT VINYL ACCENT COLORS UPGRADE



### STANDARD FLOORING




### FLOORING UPGRADES




# CANOPY & EXTERIOR PANEL COLORS




## CANOPY COLORS



## ACCENT STRIPE COLORS



## STANDARD PANEL COLORS



Many other color combinations are available.  
Ask your dealer for details

Rail profile drawings shown are Sport RFX9 - New for 2017



16 | *BERKSHIRE*

# ULTRA

ENTERTAINMENT  
& ULTRA SERIES

25RFX Dual Console

## ULTRA ENTERTAINMENT & ULTRA S E R I E S

### STANDARD FEATURES

- Deluxe fiberglass console w/sink, raised Mahogany dash, radio & toggle switch panels
- Starboard sink cover (Entertainment models)
- Murphy graph w/GPS mapping, speed, water temperature & integrated radio
- Multi-function analog gauges
- Radius deck w/integrated deck trim, rub rail & aluminum corner pads
- Bow reinforcement bumper
- Exterior "D" rail design on full rail panels
- 31" high-back helm & portside chair w/aluminum frame & hydraulic height adjustment
- Wood grain steering wheel w/tilt
- Standard graph features: trim, hour meter, fuel, tachometer & voltmeter
- Stainless steel cup holders
- Matte-finish Mahogany wood grain oval table w/lighted base
- Portside cup holder (SLX models)
- LED courtesy floor lights
- Centric II bar seats (EU models)
- Lighted cup holders in the bar
- Kicker® speakers
- Entertainment center (Ultra Entertainment models)
- Privacy hoop & curtain
- LED docking lights in front rail panels
- Extended stern vinyl platform w/transom wash-down & stainless ladder
- Stainless steel ski tow bar (SLX models)
- Stainless steel rail braces & cleats
- SurLast® 10' color-matched bimini top w/stainless quick release & riser bracket
- SurLast® color-matched playpen cover w/factory-installed "J" clips
- EPA approved fuel tank w/fuel/water separator
- Spring gate hinges
- Lighted helm seat base



- New Upper Deck and Dual Console models
- Lexington® pillow-top bench seats
- Starboard sink cover
- Centric II bar seats
- Lighted cup holders in the bar

# NEW FOR 2017

- "J" clip playpen covers
- Kicker® speakers standard
- Aluminum-framed helm chair & portside chair
- Optional dual battery switch w/digital voltage-sensitive relay (DVSR)
- Optional slanted teak vinyl floor
- Optional JL Audio® speakers, amplifier & subwoofer
- Optional "Black Out" Trim Package



## ULTRA ENTERTAINMENT & ULTRA S E R I E S

### OPTIONS

- Rail stripe package
- Full teak vinyl floor upgrade in Brown or Gray Weathered
- Slanted teak vinyl floor
- JL Audio® subwoofer, amplifier & speakers
- Rear view mirror
- Rear view camera
- Front view camera
- Power electric bimini top
- Double bimini top
- Eisenglass half camper & cover
- Full camper enclosure
- 19" x 79" in-floor storage
- Stainless steel ski tow bar, 20" or 25" transom
- Sport ski tow bar, 20" transom
- Bow coffee table
- 24" removable bench
- Drain plug in port & starboard chaise arm
- LED underwater lighting
- LED under deck lighting
- LED exterior rail panel lighting
- Reinforced splash fin
- Dual battery switch w/digital voltage-sensitive relay (DVSR)
- Moving prop alert – dual display
- Wakeboard racks
- Seat covers & playpen cover







### 3.0+ Performance Package

- Full aluminum underdeck performance skin
- 4" lifting strakes on center tube
- 4" lifting strakes on inside of outer tubes
- "Pad" running surface
- SeaStar® hydraulic steering
- Power assist steering pump
- Sport ski tow bar
- Spray rail
- 52-gallon fuel tank

### 3.0 Performance Package

- Full center tube
- Full aluminum underdeck performance skin
- 4" lifting strakes on center tube
- 4" lifting strakes on inside of outer tubes
- SeaStar® hydraulic steering
- 37-gallon fuel tank

### 2.75 Performance Package

- Center sport tube
- Full aluminum underdeck performance skin
- 4" lifting strakes on inside of outer tubes
- SeaStar® hydraulic steering
- 27-gallon fuel tank

## ULTRA ENTERTAINMENT & ULTRA S E R I E S

### OPTIONS PACKAGES

#### Deluxe Options Package

- JL Audio® subwoofer, amplifier & speakers
- Dual battery switch & charger
- Full teak vinyl flooring

#### Super Sport Trim Package

- Super Sport logo
- Pearl White furniture base vinyl
- Pearl White exterior rail panels
- High-back captain's chair w/bolster
- White sport ski tow bar
- White helm
- Rail stripe package
- Black rub rail insert

#### "Black Out" Trim Package

- Black anodized rails
- Black anodized bimini top frame
- Black rail spacers
- Black pinch guards
- Black door stops
- Black rail plugs
- Black anodized deck trim
- Black splice covers
- Black rub rail
- Black corner pads
- Black snap screws
- Black table base & legs

#### Lighting Package

- LED under deck lights
- LED underwater lights
- LED exterior rail panel lights

#### Saltwater Edition Package

- Zinc anode bracket
- Zinc anode mounted in bracket
- Solid keels

# ULTRA ENTERTAINMENT S E R I E S



27 SLX

PERFORMANCE PKG	OVERALL LENGTH	PERSON CAPACITY	MAX HP
3.0+	27'	14	350
3.0	27'	15	250
2.75	27'	15	200
2.0	26' 8"	14	150



25 E



25 SL



25 SLX

PERFORMANCE PKG	OVERALL LENGTH	PERSON CAPACITY	MAX HP
3.0+	25' 7"	13	350
3.0	25' 7"	14	250
2.75	25' 7"	14	200
2.0	25' 2"	13	150



23 SLX




23 SL



23 E

PERFORMANCE PKG	OVERALL LENGTH	PERSON CAPACITY	MAX HP
3.0+	24' 2"	12	350
3.0	24' 2"	13	250
2.75	24' 2"	12	200
2.0	23' 9"	12	150

# ULTRA S E R I E S



27 RFX UD XR  
27 RFX UDS XR  
(UPPER DECK)

27 CL

PERFORMANCE PKG	OVERALL LENGTH	PERSON CAPACITY	MAX HP
3.0+	27'	13	350



25 RFX  
25 RFX ARCH



25 RFX ARCH DC



25 CL



25 PT

PERFORMANCE PKG	OVERALL LENGTH	PERSON CAPACITY	MAX HP
3.0+	25' 7"	13	350
3.0	25' 7"	14	250
2.0	25' 2"	13	150



23 RFX  
23 RFX ARCH



23 RFX DC  
23 RFX ARCH DC



23 CL



23 PT

PERFORMANCE PKG	OVERALL LENGTH	PERSON CAPACITY	MAX HP
3.0+	24' 2"	12	350
3.0	24' 2"	13	250
2.75	24' 2"	12	200




21 CL

PERFORMANCE PKG	OVERALL LENGTH	PERSON CAPACITY	MAX HP
3.0+	22' 5"	12	300
3.0	22' 5"	12	200
2.75	22' 5"	10	200
2.0	22'	9	115


### STANDARD SOFT-TOUCH VINYL COLORS




### STANDARD VINYL ACCENT COLORS




### SUPER SPORT VINYL ACCENT COLORS UPGRADE



### STANDARD FLOORING



### FLOORING UPGRADES



# CANOPY & EXTERIOR PANEL COLORS



## CANOPY COLORS



Sand

Light Gray


Black

Burgundy

Navy Blue

Forest Green

## SUPER SPORT ACCENT STRIPE COLORS



Silver

Black

Lagoon

Red

Orange

Yellow

Kiwi

## STANDARD PANEL COLORS



Burgundy

Bronze

Platinum

Forest Green

Diamond Ice

Navy Blue

Pearl White

Black Onyx



Super Sport White Base - Add Panel Color and Stripe Color



Solid Color



2-Color (Black Onyx Upper Panel with Bronze Lower Panel)



2-Color Reverse (Bronze Upper Panel with Black Lower Panel)

Many color combinations are available. Ask your dealer for details.



24 *BERKSHIRE*


**STS** ENTERTAINMENT & CRUISE  
SERIES  
27RFX UDS XR



- Upper Deck & Dual Console models
- Moving prop alert & underwater lights on all XR upper deck models
- Lexington® pillow top bench seats

## NEW FOR 2017

- Kicker® Radio standard
- "J" clip playpen covers standard
- Aluminum framed helm chair & portside chair
- Starboard sink cover on entertainment models
- Centric II bar seats
- Lighted cup holders in bar
- Matte-finish Mahogany wood grain oval table
- Optional slanted teak vinyl floor
- Optional dual battery switch w/digital voltage-sensitive relay (DVSR)
- Optional JL Audio® speakers, amplifier & subwoofer
- Optional "Black Out" Trim Package






26 *BERKSHIRE*

**STS** CRUISE SERIES  
23PT



# STS CRUISE S E R I E S




27 RFX UD XR  
27 RFX UDS XR  
(UPPER DECK)

27 CL UD  
27 CL UDS  
(UPPER DECK)

27 CL

PERFORMANCE PKG	OVERALL LENGTH	PERSON CAPACITY	MAX HP
3.0+	27'	13	350




25 RFX DC  
25 RFX ARCH DC

25 RFX  
25 RFX ARCH

25 CL

25 PT

PERFORMANCE PKG	OVERALL LENGTH	PERSON CAPACITY	MAX HP
3.0+	25' 7"	13	350
3.0	25' 7"	14	250
2.75	25' 7"	14	200
2.0	25' 2"	13	150



23 RFX DC  
23 RFX ARCH DC


23 RFX

23 CL

23 CL4G

23 PT

PERFORMANCE PKG	OVERALL LENGTH	PERSON CAPACITY	MAX HP
3.0+	24' 2"	12	350
3.0	24' 2"	13	250
2.75	24' 2"	12	200
2.0	23' 9"	12	150



21 RFX

21 CL


PERFORMANCE PKG	OVERALL LENGTH	PERSON CAPACITY	MAX HP
3.0+	22' 5"	12	300
3.0	22' 5"	12	200
2.75	22' 5"	10	200
2.0	22'	9	115



19 CL

PERFORMANCE PKG	OVERALL LENGTH	PERSON CAPACITY	MAX HP
3.0	21"	11	115
2.75	21"	10	115
2.0	20' 7"	10	90

# STS ENTERTAINMENT S E R I E S



27 E UD  
27 E UDS  
(UPPER DECK)

27 E UD XR  
27 E UDS XR  
(UPPER DECK)

PERFORMANCE PKG	OVERALL LENGTH	PERSON CAPACITY	MAX HP
3.0+	27'	13	350



25 SLX



25 SL



25 E



25 CLE

PERFORMANCE PKG	OVERALL LENGTH	PERSON CAPACITY	MAX HP
3.0+	25' 7"	13	350
3.0	25' 7"	14	250
2.0	25' 2"	13	150



23 SLX



23 SL



23 E



23 CLE

PERFORMANCE PKG	OVERALL LENGTH	PERSON CAPACITY	MAX HP
3.0+	24' 2"	12	350
3.0	24' 2"	13	250
2.0	23' 9"	12	150

**STS** ENTERTAINMENT SERIES  
23CLE





30 *BERKSHIRE*

**STS** FISHING SERIES  
23RFC

## STS FISHING S E R I E S

Many of the same features and options offered in the STS Cruise and Entertainment Series are also available in the STS Fishing Series. In addition, there are comfort, convenience and utility offerings specific to the needs of the avid angler.

### STANDARD FEATURES

- Rear fishing center with 3 tackle trays
- Livewell cooler
- Vertical rod holders
- Push-button Murphy graph or Humminbird® fish/depth graph, both w/analog gauges
- Bump-out back rests
- Cup holder cutouts
- Matte-finish Mahogany wood grain oval table
- Kicker® Radio

### OPTIONS

- Power electric bimini top
- High-back captain's chair
- Vertical rod locker
- Humminbird® color GPS
- Half or full camper enclosure
- Pillow top seating



# STS FISHING S E R I E S



25 RFC

PERFORMANCE PKG	OVERALL LENGTH	PERSON CAPACITY	MAX HP
3.0+	25' 7"	13	350
3.0	25' 7"	14	250
2.75	25' 7"	14	200
2.0	25' 2"	13	150



23 RFC



23 FC



23 A

PERFORMANCE PKG	OVERALL LENGTH	PERSON CAPACITY	MAX HP
3.0+	24' 2"	12	350
3.0	24' 2"	13	250
2.75	24' 2"	12	200
2.0	23' 9"	12	150



21 RFC



21 FC



21 A

PERFORMANCE PKG	OVERALL LENGTH	PERSON CAPACITY	MAX HP
3.0+	22' 5"	12	300
3.0	22' 5"	12	200
2.75	22' 5"	10	200
2.0	22'	9	115

## ALL STS SERIES




### STANDARD FEATURES

- Fiberglass console w/storage compartment
- Push-button digital Murphy graph w/analog gauges or Humminbird® fish/depth graph w/ analog gauges
- Standard graph features: trim, hour meter, fuel, tachometer & voltmeter
- USB charging port
- Raised helm platform (DC models only)
- Soft-grip steering wheel w/tilt steering
- Aluminum-framed, mid-back reclining helm chair w/arms & headrest
- 2-7/8" helm seat slider pedestal
- Wrapped furniture bases; teardrop seat cushions; cup holder cutouts
- Aluminum-framed portside chair
- Centric II bar seats (except on 23 and 25CLE models)
- Lighted cup holders in bar
- Starboard sink cover on all entertainment models
- Matte-finish Mahogany wood grain oval table
- Kicker® water-resistant radio, MP3, iPod & Bluetooth
- (4) 165 watt lighted speakers w/cover
- Stainless steel cup holders
- Push button courtesy light on helm
- SurLast® 10' color-matched bimini top w/quick release & riser bracket
- SurLast® color-matched playpen cover w/factory-installed "J" clips
- Radius deck w/deck trim, rub rail & aluminum corner pads
- Bow reinforcement bumper
- Extended stern vinyl swim platform
- Stainless steel 4-step telescoping ladder & ski tow bar (on select models)
- Stainless steel cleats & rail braces
- Exterior "D" rail design on full rail panels
- LED docking lights in front rail panels
- EPA-approved fuel tank w/fuel & water separator
- Deutsch waterproof electrical trunk wiring harness
- Moving prop alert & underwater lights on all upper deck models

## ALL STS S E R I E S

### OPTIONS

- High-back captain's chair
- Double helm seat
- Wood grain steering wheel
- SeaStar® hydraulic steering
- Humminbird® fish/depth sounder
- Humminbird® color GPS
- Depth & water temperature display
- Pillow-top furniture upgrade
- Seagrass-covered furniture bases
- High-back portside chair
- Livewell seat insert
- Bow coffee table
- 24" removable bench
- Drain plug in port & starboard chaise arm
- Full slanted teak vinyl floor upgrade
- 19" x 79" in-floor storage (select models)
- JL Audio® speakers, amplifier & subwoofer
- SiriusXM® satellite (no subscription)
- Radius bench IPO sink on select models
- Sink pump & faucet
- Power electric bimini top
- XTP tubular aluminum bimini top
- Double bimini top
- Half camper enclosure
- Eisenglass half camper & cover
- Full camper enclosure
- Stand-alone privacy changing room
- Seat covers in lieu of playpen cover
- Rail stripe package
- LED courtesy floor lights
- LED underwater lighting
- LED under deck lights
- Stainless steel ski tow bar, 20" transom
- Sport ski tow bar, 20" transom
- Pi ski tow bar, 25" transom
- "Black Out" Trim Package
- Dual battery switch w/digital voltage-sensitive relay (DVSR)
- Trolling motor outlet & half gate
- Moving prop alert & dual display





## ALL STS SERIES

### OPTIONS PACKAGES

#### Deluxe Options Package #1

- High-back captain's chair
- Wood grain steering wheel
- Full tropical weave vinyl floor upgrade

#### Deluxe Options Package #2

- High-back captain's chair
- Wood grain steering wheel
- Full teak vinyl floor upgrade

#### Sport Trim Package (Entertainment & Cruise Models)

- Super Sport logo
- Pearl White furniture base vinyl
- Pearl White exterior rail panels
- High-back captain's chair w/bolster
- White helm
- White sport ski tow bar
- Rail stripe package
- Black rub rail

#### "Black Out" Trim Package


- Black anodized rails
- Black anodized bimini top frame
- Black rail spacers
- Black pinch guards
- Black door stops
- Black rail plugs
- Black anodized deck trim
- Black splice covers
- Black rub rail
- Black corner pads
- Black snap screws
- Black table leg & base

#### Lighting Package

- LED floor courtesy lights
- Lighted table base
- LED under deck lights
- LED exterior rail panel lights
- Lighted helm seat base

#### Saltwater Edition Package

- Zinc anode bracket
- Zinc anode mounted in bracket
- Solid keels



### PERFORMANCE PACKAGES

#### 3.0+ Performance Package

- Full aluminum underdeck performance skin
- 4" lifting strakes on center tube
- 4" lifting strakes on inside of outer tubes
- "Pad" running surface
- SeaStar® hydraulic steering
- Power assist steering pump
- Sport ski tow bar
- 52-gallon fuel tank
- Spray rail

#### 3.0 Performance Package

- Full center tube
- Full aluminum underdeck performance skin
- 4" lifting strakes on center tube
- 4" lifting strakes on inside of outer tubes
- SeaStar® hydraulic steering
- 37-gallon fuel tank


#### 2.75 Performance Package

- Center sport tube
- Full aluminum underdeck performance skin
- 4" lifting strakes on the inside of outer tubes
- SeaStar® hydraulic steering
- 27-gallon fuel tank


**STANDARD BASE VINYL COLORS**




**STANDARD VINYL ACCENT COLORS**



**SUPER SPORT VINYL ACCENT COLORS UPGRADE**



**STANDARD FLOORING**




**FLOORING UPGRADES**



# CANOPY & EXTERIOR PANEL COLORS



## CANOPY COLORS



Sand

Light Gray

Black

Burgundy


Navy Blue

Forest Green



Super Sport White Base - Add Panel Color and Stripe Color

## SUPER SPORT ACCENT STRIPE COLORS



Silver

Black

Lagoon

Red

Orange

Yellow

Kiwi



Solid Color



2-Color (Black Onyx Upper Panel with Bronze Lower Panel)



2-Color Reverse (Bronze Upper Panel with Black Lower Panel)

## STANDARD PANEL COLORS



Burgundy

Bronze

Platinum

Forest Green

Diamond Ice

Navy Blue

Pearl White

Black Onyx

Select solid color or 2-color combinations  
Accent stripes are optional



CTS

*Berkshire*

*Berkshire*

*Berkshire*

CTS SERIES

22RFX



# NEW FOR 2017

- Matte wood grain finished dash panel
- Matte-finish Mahogany wood grain oval table
- Optional stand-alone privacy room
- Optional slanted teak floor
- Optional "Black Out" Trim Package




## CTS SERIES

### STANDARD FEATURES

- Fiberglass console
- Matte wood grain finish dash panel w/rocker switches
- Tachometer, voltmeter, fuel & trim gauges
- 12-volt receptacle
- Beige soft-grip wheel
- Low-back helm chair w/arms & slider pedestal
- 2-7/8" seat pedestal
- Matte-finish Mahogany wood grain oval table
- Full Beige or Gray vinyl weave floor
- Redesigned sun deck pad
- Starboard top livewell fishing center & rod holders (A & RFC models)
- Sony® radio w/iPod, Bluetooth & remote
- (4) speakers w/covers
- Stainless steel rimmed cup holders
- Portside cup holder (select models)
- Radius deck w/integrated deck trim & vinyl rub rail
- Stern platform w/aluminum ladder
- Port stern gate (select models)
- Stainless steel ski tow bar (select models)
- Surlast® 10' color-match bimini top w/push-pin quick release
- Bimini top trailering brackets
- Surlast® color-matched playpen cover
- Bow corner pads; stainless steel corners on stern
- Bow reinforcement bumper w/aluminum riser brackets
- Exterior "D" rail design
- Stainless steel cleats
- EPA-approved, direct fill fuel tank w/fuel & water separator
- LED navigation lights
- Deutsch waterproof electrical wiring harness

# CTS S E R I E S

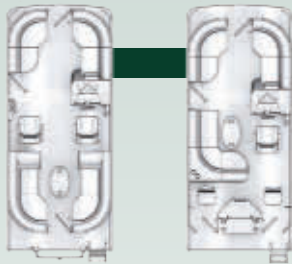


24 RFX

24 RFC


24 CL

PERFORMANCE PKG	OVERALL LENGTH	PERSON CAPACITY	MAX HP
3.0	24' 2"	13	250
2.75	24' 2"	14	200
2.0	23' 9"	12	115



22 RFX

22 RFC

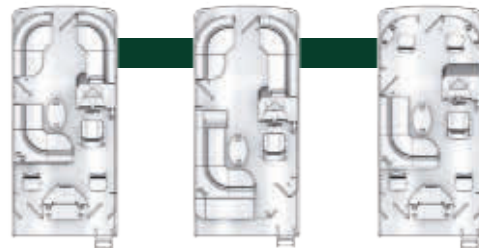


22 A

22 E

22 CL

PERFORMANCE PKG	OVERALL LENGTH	PERSON CAPACITY	MAX HP
3.0	22' 3"	11	200
2.75	22' 3"	11	200
2.0	21' 10"	11	115
*2.0	21' 10"	9	90



20 RFC

20 CL

20 A

PERFORMANCE PKG	OVERALL LENGTH	PERSON CAPACITY	MAX HP
2.75	21'	11	115
2.0	20' 7"	11	90
*2.0	20' 7"	9	75



17 CL

17 A

PERFORMANCE PKG	OVERALL LENGTH	PERSON CAPACITY	MAX HP
2.75	18' 6"	9	60
2.0	18' 1"	9	60
*2.0	18' 1"	8	60

\* 23" Tubes as opposed to 25" tubes



## CTS SERIES OPTIONS

- Reclining helm chair
- Tilt steering
- Humminbird® fish/depth sounder
- Gimble-mount Humminbird® color GPS
- Furniture upgrade w/vinyl-wrapped bases
- Clarion® radio upgrade w/(4) Kicker® speakers
- 19" x 79" in-floor storage (2.75 & 3.0 pkgs)
- Slanted teak vinyl flooring
- Full Beige tropical weave floor upgrade
- Seat covers in lieu of playpen cover
- "Black Out" Trim Package
- Stand-alone privacy changing room & enclosure
- 25" tubes w/upgraded transom
- Full rail panels
- Raised logos
- LED docking lights
- Trolling motor outlet & half gate
- Stainless steel tow bar
- Portable cup holders (2)

### OPTIONS PACKAGES

#### Deluxe Options Package

- Upgraded vinyl-wrapped seat bases
- Clarion® radio
- 25" pontoon tube w/upgraded transom
- Full rail panels
- Tilt steering
- Raised logos
- Aluminum corner pads

#### "Black Out" Trim Package

- Black anodized rails
- Black anodized bimini top frame

#### 3.0 Performance Package

- Full center tube
- Full aluminum underdeck performance skin
- 4" lifting strakes on center tube
- 4" lifting strakes on inside of outer tubes
- SeaStar® hydraulic steering
- 37-gallon fuel tank

#### Saltwater Edition Package


- Zinc anode bracket
- Zinc anode mounted in bracket
- Solid keels

#### 2.75 Performance Package

- 25" pontoon tubes w/ upgraded transom
- Full center tube
- Full aluminum underdeck performance skin
- 4" lifting strakes on center tube
- 4" lifting strakes on inside of outer tubes
- SeaStar® hydraulic steering
- 27-gallon fuel tank

## VINYL COLORS


### OPTIONAL ON DELUXE SERIES ONLY




Camel



Flagstone



Mocha




Sand

### STANDARD VINYL ACCENT COLORS



Navy Blue



Black Onyx



Burgundy



Champagne


### STANDARD FLOORING



Beige Vinyl Weave



Gray Vinyl Weave




Beige Tropical Weave




Gray Tropical Weave




Brown Teak Vinyl



Gray Weathered Teak Vinyl



Slanted Brown Teak



Slanted Gray Weathered Teak


### FLOORING UPGRADES



# CANOPY & EXTERIOR PANEL COLORS



## CANOPY COLORS



Sand

Light Gray

Black

Burgundy

Navy Blue

## STANDARD PANEL COLORS



Navy Blue

Black Onyx

Burgundy

Platinum

Bronze

Pearl White

## FULL RAIL SKIN OPTIONS



Bronze



Black Top, Bronze Bottom



Bronze Top, Black Bottom



Black Top, Bronze Bottom w/Black Out Pkg

## STANDARD RAIL PROFILES



Bronze



Black



Bronze w/Black Out Pkg

## DELUXE RAIL OPTIONS



Bronze



Black Top, Bronze Bottom



Bronze w/Black Out Pkg

See dealer for customized rail color combinations

# ★ BERKSHIRE

On the water you expect quality and reliability in your boat and your equipment. As builders of the most luxurious pontoons available, we feel a duty to construct a product that is built right, built to be reliable and built to last.

**We Believe in Keeping Our Promise to deliver boats of the highest quality, with the most features, for the most reasonable price possible.**

WE BELIEVE...  
IN THE POWER  
OF OUR PEOPLE



AND IN A JOB  
WELL DONE



## LEXINGTON


### The Next Evolution in Marine Seating

- Testing exceeds industry standards
- Custom-designed aluminum extrusion fights corrosion & reduces seat weight
- No steel welds – less joint rust
- Thermo-formed seat pan w/quiet, rust-resistant Dymetrol Suspension
- Innovative multi-position reclining mechanism is a Lexington innovation
- Swing-down arms are powder-coated cast aluminum w/positive stop & push button action

We start with air pressurized and chambered construction that strengthens the inner walls of the tubes. The Berkshire chassis is constructed using extruded C-channel and box channel cross members spaced every 16 inches. This provides a rigid platform and a more stable base for each pontoon boat.

At Berkshire we also weld a full-length structural riser to the tubes and bolt to floor supports. Marine-grade, stainless steel fasteners are then used to attach pressure-preserved marine plywood deck panels to the crossmembers, floor supports and risers. The result is a design that produces superior strength and durability.

We also work closely with Lexington Seating to create customized furniture to fit the overall look of our boats and demands of your boating lifestyle. The results are quality-built pontoons with dynamic designs.



REAR

FRONT

- 16" on center cross member spacing.
- More cross members and stainless steel deck fasteners when compared to competitors' products using 24" on center construction.
- 7-ply 3/4" pressure preserved marine plywood deck panels.
- TIG-welded joints superior to all others in the industry
- Transducer brackets on port & starboard tube

# 2017 CAPACITIES

Sport Series									
Tube Dia./L.O.A./Tube Pkg	Tube Diameter	Deck Length	Tube Length	Overall Length	Approx. Dry Weight	# Persons Capacity	Persons Weight Capacity	Total Weight Capacity	Max. H.P.
25x25S-2.75	25"	25'	23' 11"	25' 7"	3050	13	1810	2575	200
25x25S-3.0	25"	25'	23' 11"	25' 7"	3200	14	1910	2725	250
25x25S-3.0+	25"	25'	23' 11"	25' 7"	3300	14	2025	3045	350
25x925S-3.0+	25"	26' 11"	26' 1"	27' 9"	3360	15	2105	3125	350
25x925S-Twin-3.0+	25"	28' 8"	27'	29' 4"	3950	9	1260	3295	800
STS/ULTRA Series									
Tube Dia./L.O.A./Tube Pkg	Tube Diameter	Deck Length	Tube Length	Overall Length	Approx. Dry Weight	# Persons Capacity	Persons Weight Capacity	Total Weight Capacity	Max. H.P.
25x19-2.0	25"	20' 5"	19' 4"	20' 7"	1950	10	1400	1930	90
25x19-2.75	25"	20' 5"	19' 4"	21'	2150	10	1370	2010	115
25x19-3.0	25"	20' 5"	19' 4"	21'	2250	11	1560	2185	115
25x21-2.0	25"	21' 10"	20' 9"	22'	2150	9	1290	1915	115
25x21-2.75	25"	21' 10"	20' 9"	22' 5"	2300	10	1475	2140	200
25x21-3.0	25"	21' 10"	20' 9"	22' 5"	2400	12	1625	2390	200
25x21-3.0+	25"	21' 10"	20' 9"	22' 5"	2500	12	1635	2450	300
25x23-2.0	25"	23' 7"	22' 6"	23' 9"	2230	12	1670	2335	150
25x23-2.75	25"	23' 7"	22' 6"	24' 2"	2550	12	1690	2455	200
25x23-3.0	25"	23' 7"	22' 6"	24' 2"	2600	13	1825	2640	250
25x23-3.0+	25"	23' 7"	22' 6"	24' 2"	2700	12	1680	2700	350
25x25-2.0	25"	25'	23' 11"	25' 2"	2570	13	1770	2435	150
25x25-2.75	25"	25'	23' 11"	25' 7"	2700	14	1925	2690	200
25x25-3.0	25"	25'	23' 11"	25' 7"	2850	14	1980	2795	250
25x25-3.0+	25"	25'	23' 11"	25' 7"	2970	13	1855	2875	350
25x27-2.0	25"	26' 6"	25' 5"	26' 8"	2735	14	1910	2575	150
25x27-2.75	25"	26' 6"	25' 5"	27'	2880	15	2110	2875	200
25x27-3.0	25"	26' 6"	25' 5"	27'	3200	15	2145	2960	250
25x27-3.0+	25"	26' 6"	25' 5"	27'	3300	14	2025	3045	350
25x27UD-3.0+	25"	26' 6"	25' 5"	27'	4100	13	1805	2825	350

**CTS Series**

Tube Dia/L.O.A./Tube Pkg	Tube Diameter	Deck Length	Tube Length	Overall Length	Approx Dry Weight	Person Capacity	Person Weight Capacity	Total Weight Capacity	Maximum HP
23x17-2.0	23"	16' 1"	16' 10"	18' 1"	1390	8	1175	1535	60
25x17-2.0	25"	16' 1"	16' 10"	18' 1"	1420	9	1370	1730	60
25x17-2.75	25"	16' 1"	16' 10"	18' 6"	1600	9	1370	1730	60
23x20-2.0	23"	18' 7"	19' 4"	20' 7"	1600	9	1290	1820	75
25x20-2.0	25"	18' 7"	19' 4"	20' 7"	1650	11	1525	2050	90
25x20-2.75	25"	18' 7"	19' 4"	21'	1850	11	1500	2125	115
25x20-3.0	25"	18' 7"	19' 4"	21'	1900	11	1555	2180	115
23x22-2.0	23"	19' 10"	20' 7"	21' 10"	2075	9	1270	1800	90
25x22-2.0	25"	19' 10"	20' 7"	21' 10"	2125	11	1525	2055	115
25x22-2.75	25"	19' 10"	20' 7"	22' 3"	2225	11	1600	2230	200
25x22-3.0	25"	19' 10"	20' 7"	22' 3"	2275	11	1615	2380	200
23x24-2.0	23"	21' 10"	22' 6"	23' 9"	2200	11	1510	2040	90
25x24-2.0	25"	21' 10"	22' 6"	23' 9"	2250	12	1700	2325	115
25x24-2.75	25"	21' 10"	22' 6"	24' 2"	2350	14	1920	2540	200
25x24-3.0	25"	21' 10"	22' 6"	24' 2"	2400	13	1880	2695	250

Deck Width on All Boats is 8'6"




★ **BERKSHIRE** PERFORMANCE



## 2017 PERFORMANCE PACKAGES

	3.0+	3.0	2.75
Full Center Tube (25')	●	●	
Lifting Strakes on the Center Tube	●	●	
Lifting Strakes on the Inside of Outer Tubes	●	●	●
Aluminum Underdeck Performance Skin	●	●	●
SeaStar® Hydraulic Steering	●	●	●
Power Assist Steering Pump	●	Optional	Optional
Sport Ski Tow	●		
"Pad" Running Surface	●		
52 Gallon Fuel Tank	●		



*Engineered for effortless steering, increased stability, enhanced fuel efficiency & tighter turning radius*

Berkshire's longer 52" nose cone improves the speed, hydrodynamics, fuel consumption and riding comfort of your pontoon boat. Our lifting strakes are placed on the inside of the outer tubes to promote quicker planing, better maneuverability and a tighter turning radius.

The roll-formed aluminum underdeck performance skin manages water and airflow providing unparalleled agility, durability and performance. Berkshire's 3.0+ package guarantees unlimited family fun... skiing, tubing, wakeboarding... with power to spare!

### PERFORMANCE DONE RIGHT

At Berkshire we didn't invent precision... or power...or performance. We just put them together better than anyone else.

#### 1. Forest River Marine Pontoon Tubes

More strength for longer life in extreme water conditions.

#### 2. Performance Skin

Roll formed for better water & air flow to maximize performance and efficiency

#### 3. Lifting Strakes

Quicker planing for added maneuverability and smooth ride

#### 4. Nose Cones

52" nose cone rather than 48" industry standard increases speed and reduces fuel consumption

#### 5. PAD Running Surface

#### 6. Splash Fins

#### 7. Bulk Head

Strategically placed bulkheads at vital points in the pontoon provide superior structural integrity.

#### 8. Spray Rails

**MERCURY STANDS  
BEHIND YOU WHILE  
PUTTING THE WORLD  
BEFORE YOU.**

**250-350HP Pro FourStroke**

- Verado®'s supercharged system provides world-class torque
- SmartCraft® Digital Throttle & Shift (DTS) delivers automotive-like control, instant response and smooth shifting
- Advanced Mid-Section (AMS) eliminates engine-related boat vibration

**150HP FourStroke**

- The highest displacement in its class. Works less to produce more torque, delivering the best in performance and efficiency
- A reliable low-friction valve train and exclusive oil cooler enhances performance and extends the life of the engine
- Twin balancer shafts and the focused mount system reduces overall vibration, delivering smooth performance

**90-115HP FourStroke**

- The 2.1-liter block provides optimum performance and best mid-range fuel economy
- Command Thrust gear case offers superior maneuverability
- Focused mount design delivers smooth overall operation

**40-60HP Command Thrust FourStroke**

- Gear case provides better performance and efficiency
- Propellers provide more power and acceleration
- Low gear ratio provides superior maneuverability

**Enertia® Propeller**

- Three-blade stainless steel propeller
- Improves acceleration and top speed
- Perfect for 150HP and above

**Spitfire® Pontoon Propeller**

- Four-blade aluminum propeller
- Tenacious grip in turns
- Perfect for 25HP - 115HP

Whether you use your boat to pull skiers, wakeboarders or tubers, cruise from destination to destination or just explore the water, Mercury outboards are designed with the industry's most innovative technologies... like Active Trim and Dual Engine Joystick. Mercury provides proven power and reliability. So relax and have fun!



Mercury Marine's Active Trim is an integrated GPS, speed-based automatic engine trim system that continually adjusts engine trim based on changes in boat speed to improve performance, fuel economy and ease of operation. It responds to boat maneuvers with precision and delivers a better overall driving experience.



See more great power at [MercuryMarine.com](http://MercuryMarine.com)





 **YAMAHA**



**RELIABILITY +  
PERFORMANCE**

**WHEN YOU WANT IT ALL  
OUT ON THE WATER.**

Reliability. Performance. Innovation. It all starts right here. And that's exactly why so many boaters won't trust anything but a Yamaha out on the water. Yamaha Outboards has proudly operated in the U.S. market for nearly 30 years. In that time, our engineers have become known for their relentless pursuit of a more satisfying boating and ownership experience for customers. As a result, Yamaha Outboards have become synonymous with innovation, performance and legendary reliability.



## MORE POWER. MORE COMFORT. MORE EYE APPEAL. MORE CHOICES.

### OUR CUSTOMERS AGREE...

Berkshire's success is not measured by sales dollars or the number of units sold, but by the rave reviews we get from satisfied customers. It is the praises of people who use and live with Berkshire pontoons that tell us we're doing things right. Outstanding amenities and superior-grade components draw customers into our dealers' showrooms. Quality-driven construction and strict attention to details get our customers out onto clear blue waters for days, months and years of total enjoyment. And, unrivaled customer service makes Berkshire customers our best repeat buyers and word-of-mouth sales force.

Join our family and experience more of what you purchase a pontoon for. Experience fun, relaxation, conversation and the joys of nature. Experience Berkshire.

### EXCELLENCE IN CUSTOMER SATISFACTION

Forest River Marine is proud to be recognized by the NMMA (National Marine Manufacturers Association) for consecutive years as a recipient of the Marine Industry CSI Award. Forest River Marine has achieved and maintained an independently measured standard of excellence in customer satisfaction. This award demonstrates that Forest River Marine builds the highest quality products and is focused on the needs and satisfaction of the customer by providing them with exceptional customer service and the best warranty in the industry.

*"CUSTOMER SATISFACTION IS OUR #1 PRIORITY."*

-Peter Leigl, CEO, Forest River, Inc.



# WE BELIEVE...

## **IN THE VALUE OF A JOB WELL DONE**

To put our best into everything we design and build.

## **IN THE POWER OF OUR PEOPLE**

In the vision of our executive leadership, the forward thinking of our designers and engineers, the strength and patience of our managers, the dedication of our assembly and production staff, the pride of our quality control people, sales professionals and dealers who make us great.

## **IN KEEPING OUR PROMISES**

To deliver boats of the highest quality, with the best features, for the most reasonable price possible.

To provide the most comprehensive service and sales support in our industry.

To stand behind every Berkshire pontoon 100%.

## **WE BELIEVE YOU'LL AGREE FOREST RIVER MARINE IS SECOND TO NONE.**

Check us out, hop on board and ENJOY THE GOOD LIFE!



# ★ BERKSHIRE

BE YOUR OWN CAPTAIN!



FOREST RIVER  
**MARINE**  
A BERKSHIRE HATHAWAY COMPANY  
[berkshirepontoon.com](http://berkshirepontoon.com)

YOUR BERKSHIRE DEALER

Go to [www.berkshirepontoon.com](http://www.berkshirepontoon.com) to see additional photos and to connect to our YouTube pontoon selection and live-action videos.

All illustrations and specifications contained in this literature are based on the latest product information at the time of publication. Forest River Marine reserves the right to make changes in prices, colors, materials, equipment and specifications at any time without notice and assumes no responsibility for any error in this literature. All units are shipped F.O.B. Middlebury, Indiana. CONSULT YOUR LOCAL DEALER FOR WARRANTY INFORMATION

© 2017 Forest River, Inc.