

Technical sheet :

# **MAN'GO 33**

---



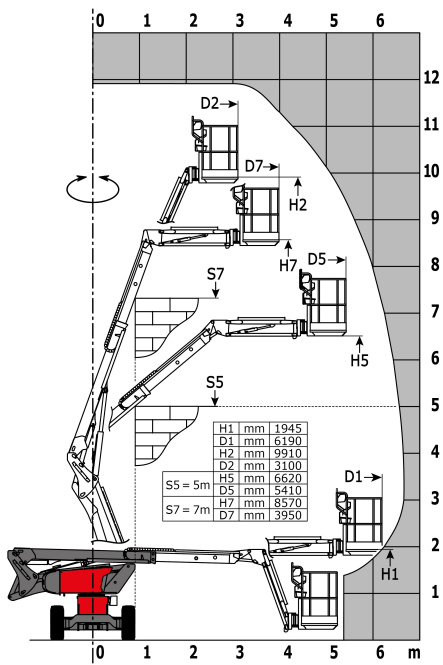
Capacities		Metric	Imperial
Working height	h21	11.91 m	39 ft 1 in
Platform height	h7	9.91 m	32 ft 6 in
Max. outreach	l4	6.69 m	21 ft 11 in
Overhang	l5	4.8 m	15 ft 9 in
Pendular arm rotation (bottom)		+70 °	+70 °
Platform capacity	Q	227 kg	500 lbs
Turret rotation		350 °	350 °
Platform rotation (right / left)		70 ° / 66 °	70 ° / 66 °
Number of people (inside / outside)		2 / 2	2 / 2
Weight and dimensions			
Platform weight*		4150 kg	9149 lbs
Platform dimensions (length x width)	lp / ep	1.5 m x 0.98 m	4 ft 11 in x 3 ft 3 in
Overall width	b1	1.8 m	5 ft 11 in
Overall length	l1	5.5 m	18 ft 1 in
Overall height	h17	2.01 m	6 ft 7 in
Overall length (stowed)	l9	4.5 m	14 ft 9 in
Overall height (stowed)	h18	2.49 m	8 ft 2 in
Floor height (access)	h20	0.4 m	1 ft 4 in
Jib length	l13	1.46 m	4 ft 9 in
Internal turning radius (over tyres)	b13	1.72 m	5 ft 8 in
External turning radius	Wa3	4.11 m	13 ft 6 in
Ground clearance at centre of wheelbase	m2	0.32 m	1 ft 1 in
Wheelbase	y	2 m	6 ft 7 in
Performances			
Drive speed - stowed		5.2 km/h	3.2 mph
Drive speed - raised		1 km/h	0.6 mph
Gradeability		40 %	40 %
Permissible leveling		4 °	4 °
Wheels			
Tyres type		Super Elastic Solid Cushion	Super Elastic Solid Cushion
Dimensions of front wheels / rear wheels		0,72 x 0,24 - 0,72 x 0,24	0,72 x 0,24 - 0,72 x 0,24
Drive wheels (front / rear)		2 / 2	2 / 2
Steering wheels (front / rear)		2 / 0	2 / 0
Braking wheels (front / rear)		2 / 2	2 / 2
Engine/Battery			
Engine brand / model / norm		Kubota - D1105-E4B - Stage V	Kubota - D1105-E4B - Stage V
I.C. Engine power rating / Power (kW)		24.8 Hp / 18.5 kW	24.8 Hp / 18.5 kW
Miscellaneous			
Ground Pressure		15 daN/cm²	15 daN/cm²
Hydraulic Pressure		400 Bar	28 PSI
Hydraulic tank capacity		60 l	13.20 gal
Fuel tank		53 l	11.66 gal
Vibration on hands/arms		< 0.5 m/s	< 1.64 ft/s
Daily consumption **		4.41 l	0.97 gal
Standards compliance			
This machine is in compliance with:		ANSI A92.20-2018 CSA B354.6 ICES-002-Issue 6 Standard Canadian EMC	ANSI A92.20-2018 CSA B354.6 ICES-002-Issue 6 Standard Canadian EMC

\*Varies according to options and standards of the country to which the machine is delivered

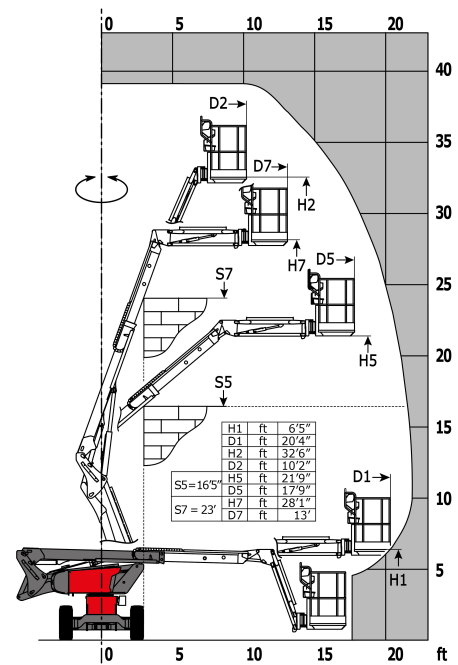
\*\* According to "REDUCE cycle"

# Load chart

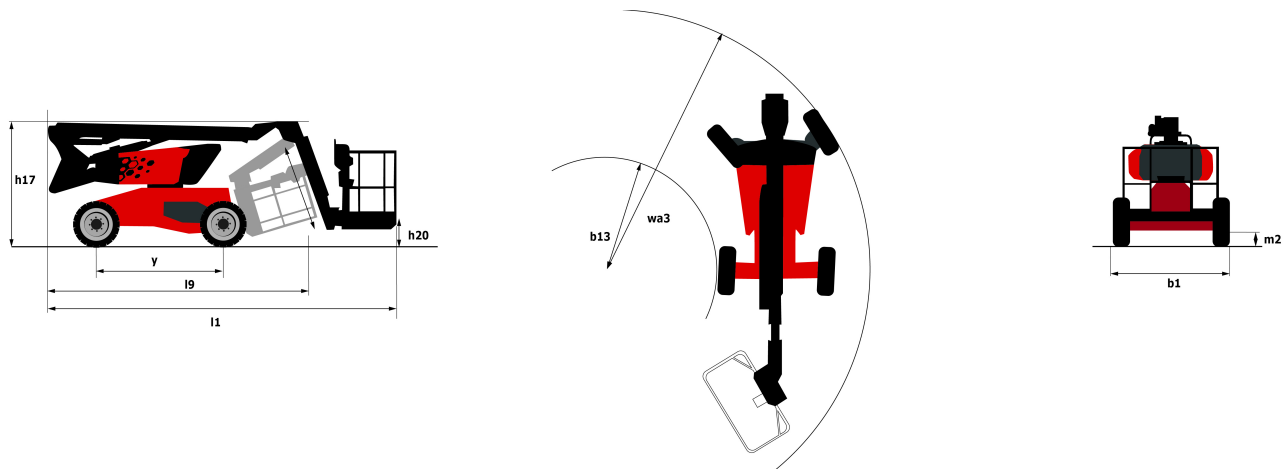
## Load Chart for AWP Metric



## Load Chart for AWP Imperial



## Dimensional drawing



## Equipment

### Standard

- 110 V plug with differential circuit breaker
- 3 Simultaneous movements
- Audible alarm and illuminated indicator lamp (leveling, overload, lowering)
- Basket 1,500 mm
- Battery cut-off
- CAN bus technology
- Dead man pedal
- Differential locking
- Easy Manager
- Emergency stop button in platform and on frame
- Fuel gauge with low level indicator
- Horn in the platform
- Hour meter
- Integrated diagnostic assistance
- Key lock on fuel tank
- Leveling unlocking
- Lift and drive
- Management via engine speed bearing
- Manual emergency lowering
- Pendular arm
- Proportional controls
- Protective cover for control panel
- Quick access to components
- Simplified lift control system
- Water heater

### Optional

- 110 or 230V plug with differential circuit breaker
- Air predisposition
- Battery blanket
- Battery cut-off
- Beep on every movement
- Beep upon travel
- Biodegradable oil
- Extreme cold oil

## Optional

Fan grille

Highly capacity battery

Hydraulic oil heater

Initial verification report before putting into service

Lockable fuel cap

Non-marking tyres

On-board generator (3,7 kW)

SMS : Safe Man System


Screen protection on the lower box control

Sieve for fuel tank

Turret cover with key lock

Water predisposition

Working headlight in platform



Siège Social  
430 rue de l'Aubinière - 44150 Ancenis Cedex - France  
Tel: +33(0)2 40 09 10 11 - Fax: +33 (0)2 40 09 10 97  
[www.manitou.com](http://www.manitou.com)



This brochure describes versions and configuration options for Manitou products which may be fitted with different equipment. The equipment described in this brochure may be standard, optional or not available depending on version. Manitou reserves the right to change the specifications shown and described at any time and without prior warning. The manufacturer is not liable for the specifications given. For more information, contact your Manitou dealer. Non-contractual document. Product descriptions may differ from actual products. List of specifications is not comprehensive. The logos and visual identity of the company are the property of Manitou and may not be used without authorisation. All rights reserved. The photos and diagrams contained in this brochure are provided for information only.

MANITOU BF SA - Limited company with board of directors - Share capital: 39,668,399 euros - 857 802 508  
RCS Nantes