

**DUMP TRAILERS &
AGRICULTURAL PRODUCTS**

STANDING THE TEST OF TIME !

Dump trailers that do more than just carry their weight. Specialized equipment to do fine quality hay. Attentive to your needs since 1969, Pronovost fabricates sturdy machines designed to offer the most efficient and safest methods in the industry.



**DUMP TRAILERS & HAY EQUIPMENT,
FOR THE SERIOUS PRODUCER!**



DUMP TRAILERS



BALE HANDLERS



SILATUBE

LET'S  **GO FORWARD.**

www.pronovost.qc.ca

Dump trailers

A complete line of robust, heavy duty dump trailers for off road use. Reliable and built to last, many models tilt on any of three sides by simply changing corner pivots. These trailers are precisely machined and perfectly finished.

OFF-ROAD SERVICE

9 MODELS

Load capacity: 1.5 to 12 tons



Horse power recommended :
40 à 125 HP PTO

STANDARD FEATURES

- Robust chassis and reinforced deck.
- Box rails under the deck.
- Strong, removable profiled panels.
- Automatic rear panel opening mechanism.
- Rear center spill trap option. (Grain door)
- Board pockets on certain models.
- Swivel hitch. (Ball coupler available on certain models)
- Mechanical jack.
- Cylinders and hydraulic hoses with quick couplers.
- Unique conception from the smallest to the largest model.





**BUILT FOR
INTENSIVE USE**



**AUTOMATIC OPENING
MECHANISM**



**MANY MODELS DUMP ON 3
SIDES BY POSITIONING THE
PIVOTS AS REQUIRED**

MORE CHARACTERISTICS

- Hinged side panels on some models.
- Automatic relief valve stopping cylinder action at maximum tilt.
- Electric hydraulic pump available as an option.

P-503

1.5 tons



50 1/2" x 69 1/2" (1283 mm x 1765 mm) – GVWR 3 000 lb (1362 kg)

- Tandem axle.
- 4 tires (18.5 x 8.5 x 8) 4 ply.
- 1 double-acting cylinder.
- Two-way opening back panel, upwards or downwards.

P-505T & P-505M

2.5 tons



60" x 94" (1524 mm x 2388 mm) – GVWR 5 000 lb (2270 kg)

- Tandem axle.
- 1 double-acting cylinder.
- 4 Turf-Saver 4 ply tires (23 x 10.5 x 12) or 4 Multi Trac 6 ply (23 x 10.5 x 12).

P-508/3S — DUMPS ON 3 SIDES

4 tons



62" x 99" (1575 mm x 2515 mm) – GVWR 8 000 lb (3632 kg)

- Single axle.
- 2 tires (11L15) 8 ply (Tires 11L15FI (D) available).
- 1 single-acting cylinder.
- Hinged-side panels.

P-509-60

4 tons



71" x 105" (1803 mm x 2667 mm) – GVWR 8 000 lb (3632 kg)

- Single axle.
- 2 tires (11L15) 8 ply (Tires 11L15FI (D) available).
- 1 double-acting cylinder.
- Hinged-side panels.

P-510/3S — DUMPS ON 3 SIDES

5 tons



62" × 99" (1575 mm × 2515 mm) – GVWR 10 000 lb (4 540 kg)

- Tandem axle.
- 4 tires (11L15) 8 ply.
- 1 single-acting cylinder.
- Hinged-side panels.

P-511/60

5 tons



71" × 105" (1803 mm × 2667 mm) – GVWR 10 000 lb (4 540 kg)

- Tandem axle.
- 4 tires (11L15) 8 ply.
- 1 double-acting cylinder.
- Hinged-side panels.

P-516

8 tons



55 5/8" × 117 1/2" (1413 mm × 2985 mm) – GVWR 16 000 lb (7 264 kg)

- Tandem axle.
- 2 double-acting cylinder.
- 4 tires (11L15) 8 ply (Tires 11L15FI (D) or 12.5L15 available).

P-516/3S — DUMPS ON 3 SIDES

8 tons



90" × 120" (2 286 mm × 3 048 mm) – GVWR 16 000 lb (7 264 kg)

- Tandem axle.
- 4 tires (11L15) 8 ply (Tires 11L15FI (D) or 12.5L15 available).
- 1 single-acting cylinder.
- Hinged-side panels.

P-524

12 tons



84" × 138" (2 134 mm × 3 505 mm) – GVWR 24 000 lb (10 896 kg)

- Tandem axle.
- 4 tires (12.5 L15) 10 ply.
- 1 single-acting cylinder.
- Central unloading hatch in standard equipment.

**Superior
design !
Recognized
mechanics!
Pronovost,
carries
Big!**

SOME OPTIONS AVAILABLE

TIRES FOR P-505



Standard tires
Turf-Saver



Optional tires
Multi Trac

CENTRAL UNLOADING HATCH



Standard on P-524.
Optional on P-508/3S,
P-509-60, P-510/3S,
P-511-60, P-516 et P-516/3S.

HYDRAULIC PUMPS



Electric hydraulic
pump 12V



Manual hydraulic
pump for P-503

DUMP TRAILERS

SPECIFICATIONS	P-503	P-505	P-508/3S	P-509-60	P-510/3S	P-511-60	P-516	P-516/3S	P-524
Gross vehicle weight rating	1.5 tons	2.5 tons	4 tons ¹	4 tons ¹	5 tons	5 tons	8 tons ¹	8 tons ¹	12 tons ²
Box (interior dimensions)	50 ¹ / ₂ " x 69 ¹ / ₂ "	60" x 94"	62" x 99"	71" x 105"	62" x 99"	71" x 105"	55 ⁵ / ₈ " x 117 ¹ / ₂ "	90" x 120"	84" x 138"
Bed thickness	12G	3/16"	3/16"	3/16"	3/16"	3/16"	3/16"	3/16"	3/16"
Side panel	12" x 12G	14" x 12G	14" x 12G	14" x 12G	14" x 12G	14" x 12G	16" x 12G	16" x 12G	24" x 12G
Front / back panel	12 ¹ / ₄ " x 12G	19" x 12G	19" x 12G	19" x 12G	19" x 12G	19" x 12G	24" x 12G	24" x 12G	32" x 12G
Removable panel	4	4	4	4	4	4	4	4	4
Rear panel opening	Upwards or downwards	Automatic	Automatic	Automatic	Automatic	Automatic	Automatic	Automatic	Automatic
Platform height	22"	29 1/2"	35 1/2"	35 1/2"	35 1/2"	35 1/2"	32"	36 1/2"	39"
Overall length	106"	139"	143"	147"	143"	147"	166"	177"	200 1/2"
Overall width	54"	64"	68"	77"	68"	77"	86"	97"	91"
Overall height	36"	52 1/2"	60"	60"	60"	60"	62"	65"	72"
Free height / Max. lift	10"	15"	20"	14"	20"	14"	15"	20"	20"
Total height / Max. lift	72"	103"	117"	108"	117"	108"	122"	130"	154"
Tread width c / c	36 1/4"	53 1/4"	51"	60"	51"	60"	75 1/2"	75"	72 1/2"
Dumping angle (back)	47°	47°	47°	47°	47°	47°	47°	47°	47°
Dumping angle (2 sides)	.	.	47°	.	47°	.	.	47°	.
Rear panel with grain door	.	.	Option	Option	Option	Option	Option	Option	Included
Axle	Tandem	Tandem	Simple	Simple	Tandem	Tandem	Tandem	Tandem	Tandem
Hubs	4 bolts	5 bolts	6 bolts	6 bolts	6 bolts	6 bolts	6 bolts	6 bolts	8 bolts
Capacity hub	1 000 lbs	2 500 lbs	5 000 lbs	5 000 lbs	4 000 lbs	4 000 lbs	5 000 lbs	5 000 lbs	5 500 lbs
Spindles	1 1/4"	2"	2 1/4"	2 1/4"	2"	2"	2 1/4"	2 1/4"	2 1/4"
Wheels	4	4	2	2	4	4	4	4	4
Wheels dimensions	8.5" x 8"	12" x 8.5"	15" x 8"	15" x 8"	15" x 8"	15" x 8"	15" x 8"	15" x 8"	15" x 10"
Tires (included)	18 x 8.5 x 8"	Turf-Saver 23 x 10.5 x 12"	11L15 (8 ply)	11L15 (8 ply)	11L15 (8 ply)	11L15 (8 ply)	11L15 (8 ply)	11L15 (8 ply)	12.5L15 (10 ply)
• Tires (optional)	.	Multi trac 23 x 10.5 x 12"	11L15FI (D)	11L15FI (D)	.	.	11L15FI (D)	11L15FI (D)	12.5L15FI (F)
• Tires (optional)	12.5L15 (10 ply)	12.5L15 (10 ply)	.
Hitch	Clevis/swivel	Clevis/swivel	Clevis/swivel	Clevis/swivel	Clevis/swivel	Clevis/swivel	Clevis/swivel	Clevis/swivel	Clevis/swivel
Oil volume required max. lift	0,2 L	0,4 L	5 L	0,4 L	5 L	0,4 L	1,1 L	5.2 L	11 L
Optional hydraulic pump	Manual or 12V electric	12V electric	12V electric	12V electric	12V electric	12V electric	12V electric	12V electric	-
Cylinder(s)	1 double acting	1 double acting	1 single acting	1 double acting	1 single acting	1 double acting	2 double acting	1 single acting	1 single acting
Approximate total weight	640 lbs	1 560 lbs	1 840 lbs	1 725 lbs	2 100 lbs	2 060 lbs	2 245 lbs	3 040 lbs	4 195 lbs

¹ Capacity with 11L15FI (D) tires at a speed of 41 km/h (25 mph).

² Capacity with 12.5L15F1 (F) tires at a speed of 41 km/h (25 mph).

³ With a pump, the double-acting cylinder becomes single-acting cylinder.

Macerator Agland

With its unique set of double rollers, the Macerator gently notches and cracks the plant stems, allowing a reduction in drying time of 50%, thereby preserving nutrients and color. The ideal machine to produce high quality hay in less time.

Increase the value of your fodder!

MACERATOR 6620

PICKUP WIDTH: 66" / 168 cm



Horse power recommended :
80 to 125 HP PTO

STANDARD FEATURES

- Adjustable wear resistant rubber feed rolls. The air bag pressure systems keep rolls tight together while allowing larger objects to pass through without damaging the rolls.
- Uniquely patterned, hardened steel serrated rolls. Air pressure adjusted to gently nick stems.
- 120 PSI Air pressure tank, air tank pressure indicator and filler valve.
- Rubber roll and steel roll air pressure indicator and adjustment knob.
- Cam pickup with 5 rows of newly designed tines which allow for better reliability and durability.
- Heavy gauge welded and bolted steel frame.
- Heavy duty gear box and heavy duty axle.
- Hinged top cover makes greasing joints and cleaning unit easier.
- Quick removable guard to change shear bolt.
- Slow moving vehicle lights.



ATTACHMENTS & SPECIFICATIONS

ATTACHMENTS AVAILABLE FOR MORE PRODUCTIVITY



MOLDBOARD MERGER



SWATH SPREADER



WINDROWER



TEDDER

SPECIFICATIONS	6620
HP recommended	80 to 125 HP PTO
Overall width	10'6" (315 cm)
Overall length	11'4" (345 cm)
Overall height at work	3'6" (105 cm)
Overall height for transportation	5'6" (165 cm)
Tires	11L-15 SL
Operating speed	To 10 mph (16 km/h)
Swaths cuts	To 14' (426 cm)
Swaths width	66" (168 cm)
PTO	540 ou 1000 RPM
Weight	4400 lbs (1996 kg)

Design and specifications subject to change without notice.

HOW IT WORKS

More thorough than a conditioner

The Agland Macerator features a double set of rolls, allowing it to do a more thorough job than any other system on the market. The pickup reel feeds the crop to the rubber intake rolls where the swath is flattened out before it is fed through the steel patterned rolls. The air pressure system helps maintain an even pressure on the rolls without crushing the hay.

Faster drying

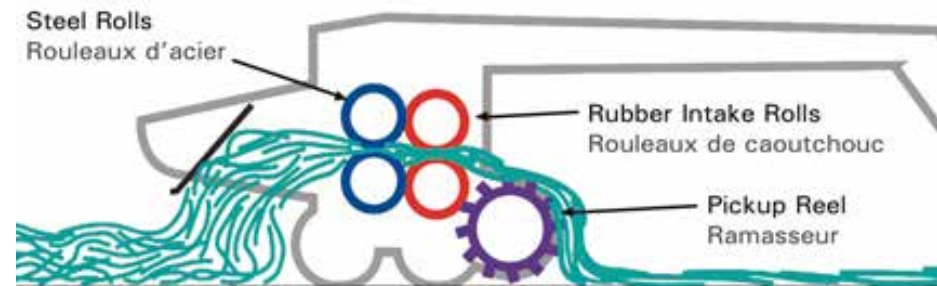
Maceration takes place between the steel rolls. The top steel roll runs at a slightly different speed than the bottom roll. This action cracks and nicks the stems of the plants and removes some of the wax, resulting in cell rupture. This allows the moisture to escape at a quicker rate than with conventional equipment, promoting a much faster dry down.

Preserves nutrients and color

Long exposure during dry down causes leaching of nutrients and color. Less exposure to damaging sun rays helps preserve both nutrients and color. This makes the finished product a lot more valuable for export and domestic use.

More palatable

Maceration helps to soften the hay, preserves the protein content and exposes more plant sugar to allow more efficient silage fermentation, making all of the hay more palatable and increasing the digestibility of the hay or forage.



SilaTube

Round, square or rectangular silage bale tubing machine. The single-piece plastic tube eliminates air and water seepage for an unequalled silage quality. The bag is recyclable and stretches tightly over the bales, no matter their shape, eliminating all air movement inside the tube. SilaTube bagging quality is unsurpassed in the market.

SILATUBE P- 6302

Round bales : 48" to 66"

Square bales : 36" H x 60" L



Performance :

70 to 100 bales / hour

STANDARD FEATURES

- The machine moves forward each time it indexes a bale.
- Self-sufficient operation - bale ram propelled by 9 HP gas engine.
- Sliding support plate facilitating tube installation.
- Tube easily adjustable to diameter and shape of bales.
- Automated tube filling thanks to its hydraulic bale ram.
- Hydraulic steering adjustment.
- Hydraulic raising and lowering of the rear wheels to quickly pass from transport position to the working position.
- Removable hitch.



CHARACTERISTICS & SPECIFICATIONS

SILATUBE

HOW IT WORKS



1. Tube installation.



2. Tube stretching.



3. Starting knot.



4. Filling of the tube.



5. Inserting the last bale.



6. End knot.

OPTIONS

- Electric starting.
- Motorized moving kit.
- Working lights.
- Parking and signal lights.
- Highway tires.

CHARACTERISTICS



Hydraulic raising or lowering
Of the rear wheels to quickly pass from transport position to working position.



Front hydraulic jack
Making hitching easy.

SPECIFICATIONS

P-6302

Shape of the bales	■ ●
Overall length at work	153" • 3886 mm
Overall length in transport	176" • 4470 mm
Overall width at work	112" • 2845 mm
Overall width in transport	100" • 2540 mm
Overall height in transport	93" • 2362 mm
Bale diameter	48" à 66" 1219 mm à 1676 mm
Square bale height	36" • 914 mm
Square bale length	60" • 1524 mm
Engin	HONDA 9 ch
Manual starting	Standard
Electric starting	Option
Two stage hydraulic pump	3 gal à 2800 psi • 11 gal à 1400 psi
Front hub (cap. - bolts)	2500 lb • 1136 kg • 5 bolts
Rear hub (cap. - bolts)	2500 lb • 1136 kg • 5 bolts
Front rim (dim. - bolts)	10" x 6" • 5 bolts
Rear rim (dim. - bolts)	15" x 5" • 5 bolts
Front tires	20,5" x 8" x 10" • 4 ply
Rear tires	7,6" x 15" • 8 ply
Performance	70 à 100 bales/h
Oil tank capacity	5,75 gal US • 4,75 gal imp • 21,75 l
Hydraulic steering adjustment	Standard
Working lights	Option P6245
Road lights	Option P6240
Motorized moving kit	Option P6325
Hitch weight (approx.)	1524 lb • 693 kg
Total weight (approx.)	4215 lb • 1916 kg

Design and specifications subject to change without notice.

Auto-load Bale Handlers

Complete range of auto-load bale handlers to pick up and transport bales using a single operator. Handles compact and heavy rotocut silage bales as easily as straw or hay bales, with or without a net. Simple and robust, Pronovost auto-load bale handlers provide fast and safe loading. With heavy-duty chassis and tandems, they help reduce labor costs, fuel consumption, time in the field and soil compaction.

AUTO-LOAD ROUND BALE HANDLERS

6 Models

Capacity : 10 to 23 bales



Horse power recommended :
80 HP PTO and more

STANDARD FEATURES

- Loading arm designed to turn and load the bale very quickly, the smooth surface makes it easier to slide bales, with or without a net.
- 3rd row loading arm option, increases the number of bales that can be loaded on a standard machine.
- Bales from 4' to 5 1/2' in diameter, option to handle 6' bales.
- Collect the bales in the same direction as the hay press is running.
- Choice of manual or electric control.
- Entirely double acting hydraulic system.
- Multiple tire options, from large to floatation.
- Optional hydraulic brakes.
- Road lights included.

LOAD CAPACITY	P-6810M	P-6810	P-6812M	P-6812	P-6816M	P-6816
Number of bales 4' long	10 (2 rows of 5 bales) 14 with 3rd row option		12 (2 rows of 6 bales) 17 with 3rd row option		16 (2 rows of 8 bales) 23 with 3rd row option	
Number of bales 5' long	8 (2 rows of 4 bales) 11 with 3rd row option		10 (2 rows of 5 bales) 14 with 3rd row option		12 (2 rows of 6 bales) 17 with 3rd row option	



SPECIFICATIONS	P-6810M	P-6810	P-6812M	P-6812	P-6816M	P-6816
Functions control	By 3 outlets	Semi-automated	By 3 outlets	Semi-automated	By 3 outlets	Semi-automated
Sides adjustable to bale diameter	4' à 5 ½' std. (6' opt.)		4' à 5 ½' std. (6' opt.)		4' à 5 ½' std. (6' opt.)	
Bale lengths	4' à 5 ½' std.		4' à 5 ½' std.		4' à 5 ½' std.	
Number of wheel bolts	8 bolts		8 bolts		8 bolts	
Overall length	27' 6"		31' 10"		39' 10"	
Overall width (empty)	8' 6" à 10' 0"		8' 6" à 10' 0"		8' 6" à 10' 0"	
Platform height (standard tires)	44 5/8"		45 1/2"		47 1/4"	
Platform height (optional tires)	---		47 1/4"		47 1/4"	
Dumping angle	35°		35°		35°	
Dumping cylinder	2 double action		2 double action		2 double action	
Thread width (center/center)	83 5/8"		80"		80"	
Hitch weight approx. (empty)	1500 lbs (680 kg)		1800 lbs (820 kg)		2300 lbs (1040 kg)	
Hitch	Swivel hitch		Swivel hitch		Swivel hitch	
Manual jack	Included		Included		Included	
Hydraulic jack	ND		ND		ND	
Oil flow required	57 to 68 liters / min. (15 to 18 gallons US / min.)		57 to 68 liters / min. (15 to 18 gallons US / min.)		57 to 68 liters / min. (15 to 18 gallons US / min.)	
Maximum oil reserve required in operation	20 liters (5,3 gallons US)		24 liters (6,3 gallons US)		40 liters (10,6 gallons US)	
Full load indicator	Mechanical rod		Mechanical rod		Mechanical rod	
Beam offset indicator	Not applicable		Not applicable		Not applicable	
Automatic return of bale ram	ND	Std	ND	Std	ND	Std
Remote control	ND	Std	ND	Std	ND	Std
Counter weight holder ¹	Included		Included		Included	
Axle	Tandem		Tandem		Tandem	
Hum capacity	8000 lbs (3636 kg)		10 000 lbs (4545 kg)		10 000 lbs (4545 kg)	
Spindles diameter	3"		3 1/4"		3 1/4"	
Road lights	Included		Included		Included	
Working lights	ND		ND		ND	
Hydraulic brakes	Option		Option		Option	
Recommended horse power	80 HP PTO		100 HP PTO		125 HP PTO	
Gross vehicle weight rating	24 000 lbs (10 886 kg)		24 000 lbs (10 886 kg)		32 000 lbs (14 515 kg)	
Total weight empty (approx.)	6350 lbs (2880 kg)		7300 lbs (3311 kg)		8400 lbs (3810 kg)	

¹ Counterweight not included.

Design and specifications subject to change without notice.



Multimixer

All purpose mixer with hydraulic motor. Design of mixer blade as well as its motion allows cement mix to remain uniform, even when pouring out small quantities at a time. Can also mix concentrate and seed mix.

MULTIMIXER P-110

Capacity : 6,2 ft³ / 175 liters

STANDARD FEATURES

- Spiral vane to mix and to unload by simply reversing the rotation, no tipping required.
- Chain driven with dampening valve.
- No cylinder required for 3-point hitch. Hydraulic motor connects to one double acting outlet.
- Installs easily on all 3 point hitch equipped tractors and can be installed on front-end loaders.
- Quick attach available for «skid steer» loaders.
- Quick and easy clean up and maintenance.
- Support leg available.



HOW IT WORKS



Easy to load.



Spiral vane for mixing or emptying.



Uniform professional mix comes out every time.



Easy & quick clean-up.


SPECIFICATIONS	P-110
Tub dimension	31" diameter x 36" long (79 cm x 91,4 cm)
Tub support	2 1/8" (54 cm) diameter shaft with 2 sealed ball bearings.
Hitch category	1 & 2
Tub rotation speed	Between 24 & 30 RPM
Loading height	Approx. 24 in. (610 mm)
Mixture capacity	1 to 1,5 bags (6,2 ft. or 175 L)
Weight	365 lbs (166 kg)

Design and specifications subject to change without notice.

SNOWBLOWERS

PUMA Series

A robust, entry level Pronovost snowblower, with an excellent quality/price ratio that is ideal for light to medium duty work.



13 MODELS


Widths : 48" to 96"



**Recommended
horse power :**
18 to 125 HP PTO

NEW CHUTE WITH 2 DEFLECTORS

Now standard on the
Puma Series



PUMA INVERTED

New
2022
Rear mount
scraper blade
option now
available !



INFORMATIONS,
OPTIONS AND
SPECIFICATIONS
ON OUR WEBSITE

PRONOVOST Series

Years of research, development and intensive testing resulted in snowblowers with characteristics clearly reflecting Pronovost leadership in snowblowing equipment.

44 MODELS

Widths : 54" to 108"



**Recommended
horse power :**
18 to 150 HP PTO

NEW CHUTE WITH 3 DEFLECTORS

Now available



Discover the PUMA AND LYNX SERIES for home use.



PUMA



PUMA INVERTED



LYNX

Discover the PRONOVOST SERIES for commercial snow removal.



PRONOVOST GROUPES I, II AND III



INVERTED



PXPL / X-PRO

Discover the INDUSTRIAL SERIES for public works.



SEMI-INDUSTRIAL (PGS)



INDUSTRIAL OPEN FLIGHT AUGER (PGV)




INDUSTRIAL FULL FLIGHT AUGER



FOR SIDEWALK



HYDRAULIC HIGH EFFICIENCY



Visit our WEB SITE !
www.pronovost.qc.ca

LET'S *Pronovost*
GO FORWARD.

Les Machineries PRONOVOST INC.
 260, Haut du Lac Sud (route 159), St-Tite, Québec, Canada, G0X 3H0
 Tél.: (418) 365-7551 Fax: (888) 652-9270
 info@pronovost.qc.ca • www.pronovost.qc.ca



Printed in Canada 04/2022

