



PUMA & LYNX SNOWBLOWERS



&



QUALITY ENGINEERED FOR HOME USE.




LET'S *Pronovost*
GO FORWARD.

www.pronovost.qc.ca



PUMA Series



A robust, entry level Pronovost snowblower, with an excellent quality/price ratio that is ideal for light to medium duty work.

9 MODELS

Widths : 48" to 96"



**Horse Power
recommended :**
18 to 125 HP PTO

STANDARD FEATURES

- Chute with 2 hinged deflectors.
- Chute base on antifriction ring.
- Manual adjustment rod for chute deflector.
- Chute rotation kit according to the selected model : manual, hydraulic or electric.
- Balanced auger protected by shear bolt.
- Reinforced 4 bladed impeller.
- Roller bearings encased in ductile cast iron.
- Main heavy duty PTO shaft protected by shear bolt.
- Welded scraper blade.
- Adjustable skid shoes.
- Pronovost Red color.

NEW 2 DEFLECTOR CHUTE

Now standard on Puma Series

OPTIONS

CHUTE DEFLECTOR

- Hydraulic cylinder.
- Electric actuator.



CHARACTERISTICS & OPTIONS

CHUTE BASE



Antifriction blocks



Antifriction ring

ACCELERATOR



540 / 756
Ratio 1:1.4

COLOR



PRONOVOST Red



Blue



Black



Green



Orange



INDUSTRIAL Yellow

CHUTE DEFLECTOR



Manual



Hydraulic cylinder




Electric actuator (Puma-48 to Puma-72)

CHUTE ROTATION KIT



Manual

Now patented
2,541,044



Hydraulic cylinder

Now patented
2,541,044



Hydraulic motor



Electric motor (Puma-48 to Puma-72)



TESTIMONIAL


« Last year I bought a new PUMA-64 Snowblower with a new Kubota B2920. With record snowfall this winter here in Prince Edward Island, I can say that the PUMA is a great snowblower. I recommend it as a well built snowblower who overcomes records winters. »
Alan MacLeod, Alan MacLeod Electric, April 2015.

SPECIFICATIONS		PUMA-48	PUMA-54	PUMA-64	PUMA-72	PUMA-76*	PUMA-80	PUMA-84	PUMA-94	PUMA-96
HP recommended (HP PTO)	min.-max.	18-22	18-22	18-25	20-30	25-40	25-40	40-75	50-75	80-125
Working width	in. mm	48" 1219	54" 1371	64" 1626	72" 1828	76" 1930	80" 2032	84" 2134	94" 2388	96" 2438
Cutting height	in. mm	25" 635	25" 635	24" 609	24" 609	30" 762	32 ¹ / ₂ " 825	34" 864	34" 864	38" 965
Drum diameter	in. mm	21" 533	21" 533	22" 559	22" 559	24" 609	26" 660	28" 711	28" 711	32" 813
Depth of drum	in. mm	7" 178	7" 178	7" 178	7" 178	8" 203	8" 203	11" 279	11" 279	11" 279
Number of impeller blades		4	4	4	4	4	4	4	4	5
Impeller shaft diameter	in. mm	1" 25	1" 25	1 ¹ / ₄ " 32	1 ¹ / ₄ " 32	1 ⁹ / ₁₆ " 40	1 ⁹ / ₁₆ " 40	1 ⁹ / ₁₆ " 40	1 ⁹ / ₁₆ " 40	2" 51
Impeller RPM		540	540	540	540	540	540	540	540	540
Number of auger		1	1	1	1	1	1	1	1	1
Main auger diameter	in. mm	16" 406	16" 406	16" 406	16" 406	17" 432	17" 432	20" 508	20" 508	23" 584
Drive chain		50	50	50	50	60	60	60	60	80
Hitch category		1	1	1	1	1 & 2	1 & 2	1 & 2	1 & 2	2
Chute base antifricition		Ring	Ring	Ring	Ring	Ring	Ring	Ring	Ring	Ring
Standard drive shaft		T20	T20	T20	T40	T40	T40	T50	T60	T80
Weight including chute	lbs kg	366 166	385 175	435 197	462 210	716 325	730 331	955 433	980 445	1300 590

* As a replacement for Puma-74 since 2021.

Design and specifications subject to change without notice.

PUMA INVERTED Series



Blow snow going forward, work more comfortably !
Offering the same features as the traditional Puma Series,
the Puma Inverted snowblower allows to blow snow while travelling forward.
No more twisted neck !


4 MODELS

Widths : 64", 72", 74", 80"



**Horse Power
recommended :**
18 to 50 HP PTO

New **2022**
**Rear mount scraper blade
option now available !**



Inverted models

PUMA-64-IV	PUMA-72-IV	PUMA-74-IV	PUMA-80-IV
18-30	18-30	30-50	30-50
64" 1626	72" 1828	74" 1880	80" 2032
29" 737	29" 737	31" 787	31" 787
24" 609	24" 609	26" 660	26" 660
7" 178	7" 178	9" 228	9" 228
4	4	4	4
1 ¹ / ₄ " 32	1 ¹ / ₄ " 32	1 ⁹ / ₁₆ " 40	1 ⁹ / ₁₆ " 40
540	540	540	540
1	1	1	1
16" 406	16" 406	17" 432	17" 432
50	50	60	60
1	1	1	1
Ring	Ring	Ring	Ring
T40	T40	T50	T50
275 125	308 140	323 147	472 215

Design and specifications subject to change without notice.





LYNX Series

A family of light and economical snowblowers for light duty work.



4 MODELS

Widths : 52", 62", 70", 74"



**Horse Power
recommended :**
16 to 40 HP PTO

STANDARD FEATURES

- Standard chute with single deflector.
- Chute base on antifriction blocks.
- Manual adjustment rod for chute deflector.
- Chute rotation kit according to the selected model : manual, hydraulic or electric.
- Balanced auger, protected by shear bolt.
- Reinforced 4 bladed impeller.
- Roller bearings encased in ductile cast iron.
- Main heavy duty PTO shaft, protected by shear bolt.
- Welded scraper blade.
- Adjustable skid shoes.
- Pronovost red color.

OPTIONS

CHUTE DEFLECTOR

- Hydraulic cylinder.
- Electric actuator.



**ECONOMICAL
LIGHT**

Sand and Salt Spreader



Get the maximum from your tractor. One tool to load and spread sand and salt.

3 MODELS

Widths : 54", 74", 86"



STANDARD FEATURES

- Unique UHMW system under the dispenser.
- Bearing protection.
- Automatic dispenser adjustment system.
- Flared side.
- Closed gear box.

OPTIONS

- Rigid cover.
- Rear 3 point activated by two double action cylinders.
- Bolted Euro or Skid Steer attachment for front installation.
- Hose kit.



SPECIFICATIONS

SPECIFICATIONS		LYNX-52	LYNX-62	LYNX-70	LYNX-74
HP recommended (HP PTO)	min.-max.	16-25	16-25	16-25	25-40
Working width	in. mm	52" 1320	62" 1574	70" 1778	74" 1880
Cutting height	in. mm	25" 635	25" 635	25" 635	29" 737
Drum diameter	in. mm	21" 533	21" 533	21" 533	22" 559
Depth of drum	in. mm	6" 152	6" 152	6" 152	8" 203
Number of impeller blades		4	4	4	4
Impeller shaft diameter	in. mm	1" 25	1" 25	1" 25	1¼" 32
Height - impeller center	in. mm	13" 330	13" 330	13" 330	14" 356
Impeller RPM		540	540	540	540
Number of auger		1	1	1	1
Main auger diameter	in. mm	14" 356	14" 356	14" 356	16½" 419
Drive chain		50	50	50	60
Hitch category		1	1	1	1 & 2
Standard drive shaft		T20	T20	T20	T40
Weight including chute	lbs kg	275 125	308 140	323 147	472 215

Design and specifications subject to change without notice.

SPECIFICATIONS

SPECIFICATIONS		54	74	86
Spreading width	in. mm	47 1/2" 1207	69" 1753	80" 2032
Overall width	in. mm	52 3/4" 1340	74" 1880	86" 2184
Overall width with rigid cover	in. mm	53 3/4" 1365	75 1/2" 1917	87 3/4" 2229
Height	in. mm	35 1/4" 895	35 1/4" 895	41 1/4" 1048
Depth without hitch	in. mm	33 1/4" 845	33 1/4" 845	36 1/2" 927
Capacity		0,50 V ³ 0,39 m ³	0,70 V ³ 0,54 m ³	1,15 V ³ 0,88 m ³
Hydraulic motor		Included	Included	Included
Dispenser opening		Automatic adjustment with spring		
Weight	lbs kg	488 221	639 290	781 354
Hydraulic drive motor		MLH-125	MLH-250	MLH-315
Recommended hydraulic		8 GPM	15 GPM +	20 GPM +

Design and specifications subject to change without notice.

Discover the PRONOVOST SERIES for commercial snow removal.



PRONOVOST GROUPS I, II, III AND GV



CYCLONE BY PRONOVOST



PXPL / X-PRO

Discover the INDUSTRIAL SERIES for public works.



SEMI-INDUSTRIAL (PGS)



INDUSTRIAL, OPEN FLIGHT AUGER (PGV)



INDUSTRIAL, FULL FLIGHT AUGER



FOR SIDEWALK



HYDRAULIC HIGH EFFICIENCY



Visit our WEBSITE !
www.pronovost.qc.ca

- ✓ See our snowblowers in action.
- ✓ Learn more about our snowblowers.
- ✓ Compare models.
- ✓ Find the right snowblower for you.
- ✓ Discover the whole product range.

LET'S *Pronovost*
GO FORWARD.

Les Machineries PRONOVOST INC.

260, Haut du Lac Sud (route 159), St-Tite, Quebec, Canada, GOX 3H0
Tel.: (418) 365-7551 Fax: (888) 652-9270
info@pronovost.qc.ca • www.pronovost.qc.ca



Printed in Canada 04/2022

