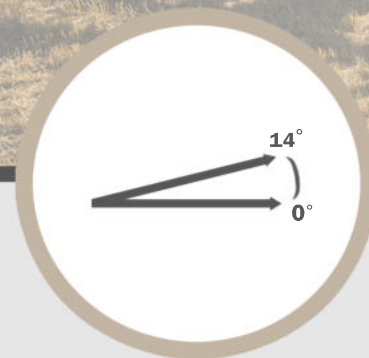



BECAUSE NO TWO FIELDS ARE THE SAME



Adjustable Toolbar

Aggressive residue cutting. Soil moving. Residue mixing action. With the ever-changing field conditions, you need a piece of equipment that can keep up. That's why we include a 0°-14° adjustable toolbar. Making it possible to adapt to whatever the field throws at you. Get your desired finish, right from the cab.



Blade Options

With the Mandako Storm you get the option of either straight or concave blades. Straight blades fracture the soil in a vertical motion while cutting and sizing the residue without moving too much soil. At the same time, they break down the hardpan which allows the roots to go deeper, more water absorption in wet seasons, and water to come up during dry spells. Concave blades aggressively size and chop debris while incorporating it into the ground, making it the perfect choice for residue management. If necessary, replace a blade with as little as one bolt.



Built Tough


The term "light-duty" doesn't apply here. With 6" x 6" x 1/2" frame tubing, a working weight of approximately 800 lbs/ft, and steel that is 50W grade or better, the Storm is built to withstand extreme conditions. We build it heavy and tough, so your time is spent in the field, not in the shop.

THE EURO STORM

The same Storm you know and love, but with a slight twist. While our standard Storm is built with a 3-section frame, we understand this doesn't fit everyone's needs. That's why we created the Euro Storm. With a 2-section frame, our machine is designed to accommodate narrow roads, strict road laws, and smaller operations. However, the differences end there. We didn't sacrifice any of the great features we've built into our standard Storm, so you know you are getting the same heavy and tough machine you would be getting with our 3-section Storm.



EACH YEAR MOTHER NATURE THROWS CHALLENGING FIELD CONDITIONS AT YOU. FIGHT BACK WITH THE MANDAKO STORM!



The hydraulic baskets are guaranteed to break up clods and smooth the surface of your field, perfect for those dry soil conditions. They can easily be lifted out of the way, right from your cab, to prevent plugging in the muddy sections.



Evenly distribute residue with the optional two row tine harrows. Because no two fields are the same, adjust the pitch of the harrows to help you adapt to various residue conditions.



Don't have enough outlets on your tractor? No worries! We've included a 3-way selector valve so you can operate 6 options with just 4 outlets.



Adjusting the cutting depth has never been easier. The Storm is equipped with an easily adjustable depth control. This allows you to get the desired depth of operation of the coulters.



Our unique "fold in" hinge system allows for outer wings to fold inside the main frame. This narrows the overall width for transport, making it easier and less stressful transporting the unit along busy roads!



Single Point Depth Control



LED Lighting + Slow Moving Vehicle Sign



3-Way Selector Valve



Adjustable Toolbar



2-Row Tine Harrow



Hydra-Grip Hydraulic Handles



Heavy Duty Hub + Spindle



Coulter Blades



Hydraulic Rolling Baskets