

H&S

HAY TEDDER & HAY MACHINE II™




H&S HAY TEDDER

The H&S Tedder makes better hay **FASTER!**



The **H&S Tedder** handles the hay gently, leaf loss is almost completely eliminated and there is no roping or gathering of stones. The savings of the protein rich alfalfa, clover leaf and blossoms makes for a more nutrient-rich hay.

H&S Tedders use a **three V-belt drive** to the pick up reel (most other makes use only one V-belt). This V-belt drive absorbs shocks and prevents damage should tines strike an obstruction. The design and operation of the H&S Tedder has the advantage over the rotary style Tedder of not beating the leaves off alfalfa and clover.

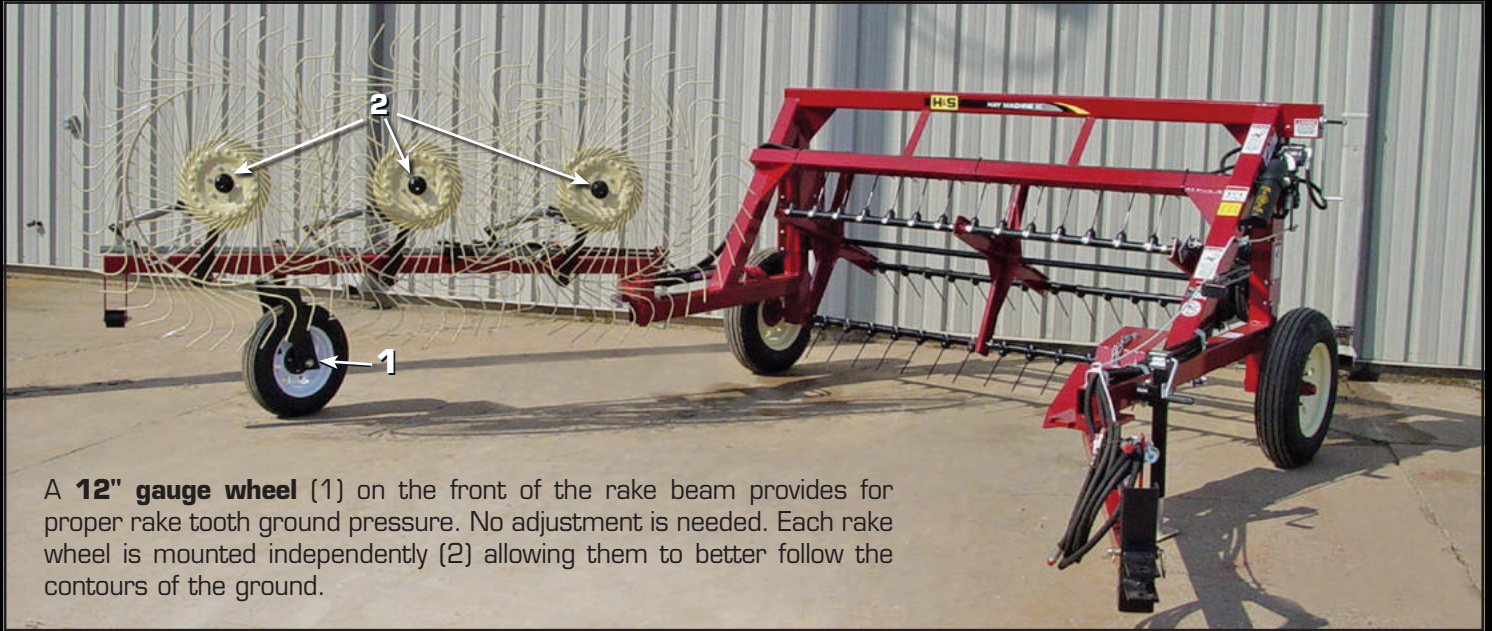


A **screw type link** (below the PTO Shaft) allows for handy and easy height adjustment. Cut hay that has been rained on can be tedded to speed up drying and avoid spoiled hay.



The angle of the rubber mounted teeth can be changed easily just by moving the handy lever to adjust the cam. Tedding will allow air to move through your hay for much faster drying, assuring uniform curing and higher quality hay.

H&S HAY MACHINE II™



A **12" gauge wheel** (1) on the front of the rake beam provides for proper rake tooth ground pressure. No adjustment is needed. Each rake wheel is mounted independently (2) allowing them to better follow the contours of the ground.



The **hand crank** (1) is for tedder reel height adjustment. The **cam lever** (2) is used to adjust the aggressiveness of the tedder teeth for a fluffier windrow.



The speed of the tedder reel is hydraulically controlled. Manually adjust the control valve for crop and field conditions.



The **easy tongue adjustment system** is used to give the operator different offset positions for tedding and a position for storage.



The **hydraulic cylinder** stops can be adjusted to limit the distance that the rake wheel arm swings out.




Reduce drying time up to 40% with the **H&S Haymachine II™**. As a result, it will considerably increase the nutrient value of your hay crop.

Assuming the weather conditions are right for making hay, the next morning after the ground has dried, and while the hay is still tough (so you won't knock off buds and leaves), use the H&S Haymachine II™ **to move and turn over the windrow off the wet ground onto dry ground** and at the same time, **tedding the windrow** into a fluffy windrow to dry fast.

THAT'S IT - THEN CHOP OR BALE. No raking to shred the leaves off and you will produce the greenest, sweetest smelling, high nutrient value hay possible.

Options



The 4th raking wheel (1) increases the raking width from 4-1/2' to 6' for your extra wide windrows.

Specifications

H&S TEDDER	7 FT	8FT
TEDDING WIDTH	7'	8'
OVERALL WIDTH TRANSPORT POSITION	10'2"	11'2"
WEIGHT	870 lbs.	900 lbs.
NUMBER OF TEETH, RUBBER MTD.	56	64
OVERALL LENGTH WITH HITCH	112"	112"
OVERALL HEIGHT	50.5"	50.5"
WHEELS	4 Bolt, 15" x 5"	4 Bolt, 15" x 5"
RAKING WIDTH	15' - 19' — 3 Settings	18' - 22' — 3 Settings
DRIVE	PTO, 540 R.P.M.	PTO, 540 R.P.M.

H&S Machine II™	
TEDDING WIDTH	7'
OVERALL WIDTH TRANSPORT POSITION	127"
WEIGHT	1,680 lbs.
NUMBER OF TEETH, RUBBER MTD.	56
OVERALL LENGTH WITH HITCH	146"
WHEELS	4 Bolt, 15" x 5" with 15" Tires
DRIVE	Hydraulic Drive on Tedder Reel

Warranty: See operators manual for warranty details and limitations. H&S reserves the right to change its products or the description at any time without notice or obligation.

Buy the BEST

BUY

H&S



NEED A QR CODE READER?
DOWNLOAD THE FREE APP
TO YOUR SMARTPHONE!

Models & specifications are subject to change without prior notice.

4/16 3M

H&S MANUFACTURING

2608 S. Hume Avenue
P.O. Box 768 • Telephone (715) 387-3414
FAX (715) 384-5463 • Website www.hsmfgco.com
MARSHFIELD, WI 54449



H&S WAREHOUSE 10145 Lakeshore Road
P.O. Box 1260 • Telephone (716) 736-7595
FAX (716) 736-7596 • Website www.hsmfgco.com
RIPLEY, NY 14775