

# SPECIFICATIONS

# HX140L

Tier 4 Final Engine

## Net Power

SAE J1349 / 116 HP  
(87 kW) at 1,950 rpm

## Bucket Range

0.23 m<sup>3</sup> - 0.71 m<sup>3</sup>  
(0.30 yd<sup>3</sup> - 0.93 yd<sup>3</sup>)

## Standard Bucket

0.58 m<sup>3</sup> / 0.76 yd<sup>3</sup>

## Operating Weight

14,535 kg / 32,044 lb

ENGINE		
Maker / Model	PERKINS / 1204F	
Type	4-cycle turbocharged, air-cooled diesel engine	
Rated flywheel horsepower	SAE J1995 (gross)	124 HP (92.6kW) at 1,950 rpm
	J1349 (net)	116 HP (87 kW) at 1,950 rpm
Max. torque	54 kgf·m (391 lbf·ft) @ 1,400 rpm	
Bore x stroke	105 x 127 mm (4.13" x 5")	
Piston displacement	4,400 cc (269 in <sup>3</sup> )	
Batteries	2 x 12 V x 100 Ah	
Starting motor	24 V - 4.5 kW	
Alternator	24 V - 100 Amp	

## HYDRAULIC SYSTEM

MAIN PUMP	
Type	Variable displacement tandem axial piston pumps
Max. flow	2 x 126.7 ℓ/min / 2 x 33.4 gpm
Sub-pump for pilot circuit (Gear Pump)	29.2 ℓ/min (7.7 gpm)

## CROSS-SENSING AND FUEL-SAVING PUMP SYSTEM

HYDRAULIC MOTORS	
Travel	Two-speed axial motor with brake valve and parking brake
Swing	Axial piston motor with automatic brake

## RELIEF VALVE SETTING

Implement circuits	400 kgf/cm <sup>2</sup> (5,690 psi)
Travel	350 kgf/cm <sup>2</sup> (4,980 psi)
Power boost (boom, arm, bucket)	380 kgf/cm <sup>2</sup> (5,690 psi)
Swing circuit	285 kgf/cm <sup>2</sup> (4,054 psi)
Pilot circuit	40 kgf/cm <sup>2</sup> (570 psi)
Service valve	Installed

## HYDRAULIC CYLINDERS

No. of cylinder bore X stroke	Boom: 105 x 1,075 mm
	Arm: 115 x 1,138 mm
	Bucket: 100 x 840 mm

## DRIVES & BRAKES

Drive method	Fully hydrostatic type
Drive motor	Axial piston motor, in-shoe design
Reduction system	Planetary reduction gear
Max. drawbar pull	12,000 kgf (26,455 lbf)
Max. travel speed (high / low)	5.6 km/hr (3.5 mph) / 3.3 km/hr (2.1 mph)
Gradeability	35° (70%)
Parking brake	Multi wet disc

## CONTROL

Pilot pressure-operated joysticks and pedals with detachable lever provide more-precise control, with reduced effort and fatigue.	
Pilot control	Two joysticks with one safety lever (LH) Swing and arm (RH) Boom and bucket
Traveling and steering	Two levers with pedals
Engine throttle	Electric, dial type



## OPERATING WEIGHT (APPROXIMATE)

Operating weight, including 4,600 mm (15' 1") boom, 3,000 mm (9' 10") arm, SAE heaped 0.58 m<sup>3</sup> (0.76 yd<sup>3</sup>) bucket, lubricant, coolant, full fuel tank, full hydraulic tank, max 2,300 kg (5,071 lb) counterweight and all other standard equipment.

## OPERATING WEIGHT

Shoes	Width mm (in)	Operating weight		Ground pressure
		kg (lb)	kgf/cm <sup>2</sup> (psi)	
Triple grouser	600 (24")	HX140L	14,535 (32,044)	0.38 (5.39)
	700 (28")	HX140L	14,745 (32,507)	0.33 (4.66)

## SWING SYSTEM

Swing motor	Fixed displacement axial piston motor
Swing reduction	Planetary gear reduction
Swing bearing lubrication	Grease-bathed
Swing brake	Multi wet disc
Swing speed	11.6 rpm

## SERVICE REFILL CAPACITIES

	liters	US gal
Re-filling		
Fuel tank	270	71.3
Engine coolant	15.5	4.1
Engine oil	10.5	2.8
Swing device	2.5	0.66
Final drive (each)	2.2	0.6
Hydraulic system (including tank)	210	55.5
Hydraulic tank	124	32.8
DEF/AdBlue® tank	19	5

## UNDERCARRIAGE

The X-leg type center frame is integrally welded with reinforced box-section track frames. The undercarriage includes lubricated rollers, idlers, track adjusters with shock absorbing springs and sprockets, and a track chain with double or triple grouser shoes.

	X-leg type
Center frame	X-leg type
Track frame	Pentagonal box type
No. of shoes on each side	46 EA
No. of carrier rollers on each side	1 EA
No. of track rollers on each side	7 EA
No. of rail guards on each side	1 EA

# SPECIFICATIONS HX140L

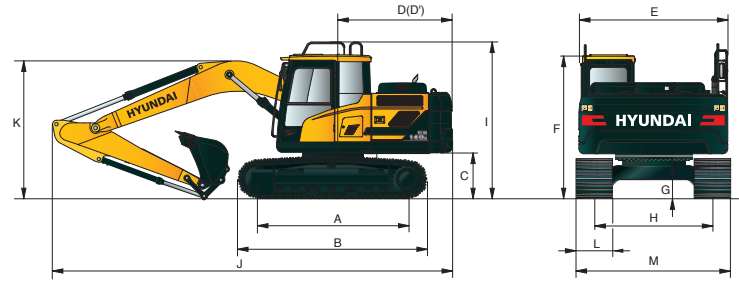
Tier 4 Final Engine

## HX140L DIMENSIONS

Unit: mm (ft-in)

4.6 m (15' 1"), 4.1 m (13' 5") boom and 1.9 m (6' 3"), 2.1 m (6' 11"), 2.5 m (8' 2"), 3.0 m (9' 10") arm

A	Tumbler distance	3,000 (9' 10")
B	Overall length of crawler	3,708 (12' 2")
C	Ground clearance of counterweight	940 (3' 1")
D	Tail swing radius	2,330 (7' 7")
D'	Rear-end length	2,330 (7' 7")
E	Overall width of upper structure	2,475 (8' 1")
F	Overall height of cab	2,860 (9' 5")
G	Min. ground clearance	440 (1' 5")
H	Track gauge	2,000 (6' 7")
I	Overall height of guardrail	3,100 (10' 2")

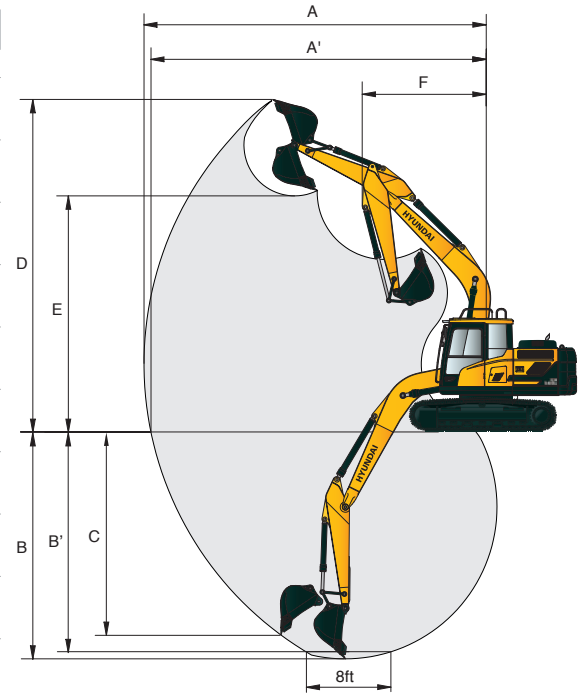


Boom length	4,600 (15' 1")				4,100 (13' 5")	
Arm length	1,900 (6' 3")	2,100 (6' 11")	2,500 (8' 2")	3,000 (9' 10")	1,900 (6' 3")	2,100 (6' 11")
J Overall length	7,820 (25' 7")	7,850 (25' 8")	7,820 (25' 7")	7,790 (25' 6")	7,320 (24' 0")	7,350 (24' 1")
K Overall height of boom	2,650 (8' 7")	2,760 (9' 0")	2,780 (9' 1")	3,110 (10' 2")	2,600 (8' 5")	2,790 (9' 2")
L Track shoe width	500 (20")		600 (24")		700 (28")	
M Overall width	2,500 (8' 2")		2,600 (8' 6")		2,700 (8' 10")	

## HX140L WORKING RANGE

Unit : mm (ft-in)

Boom length	4,600 (15' 1")				4,100 (13' 5")	
Arm length	1,900 (6' 3")	2,100 (6' 11")	2,500 (8' 2")	3,000 (9' 10")	1,900 (6' 3")	2,100 (6' 11")
A Max. digging reach	7,750 (25' 5")	7,920 (25' 11")	8,330 (27' 4")	8,790 (28' 10")	7,260 (23' 10")	7,420 (24' 4")
Max. digging reach on ground	7,600 (24' 11")	7,770 (25' 6")	8,180 (26' 10")	8,650 (28' 4")	7,090 (23' 3")	7,260 (23' 10")
B Max. digging depth	4,950 (16' 2")	5,150 (16' 10")	5,550 (18' 3")	6,050 (19' 10")	4,540 (14' 11")	4,740 (15' 7")
B' Max. digging depth (8' level)	4,680 (15' 4")	4,900 (16' 1")	5,340 (17' 6")	5,870 (19' 3")	4,280 (14' 1")	4,490 (14' 9")
C Max. vertical wall digging depth	4,650 (15' 3")	4,900 (16' 1")	5,330 (17' 6")	5,850 (19' 2")	4,240 (13' 11")	4,350 (14' 3")
D Max. digging height	8,100 (26' 7")	8,180 (25' 10")	8,500 (27' 11")	8,780 (28' 10")	7,700 (25' 3")	7,770 (25' 6")
E Max. dumping height	5,670 (18' 7")	5,750 (18' 10")	6,060 (19' 11")	6,330 (20' 9")	5,260 (17' 3")	5,340 (17' 6")
F Min. swing radius	2,630 (8' 8")	2,670 (8' 9")	2,650 (8' 8")	2,680 (8' 10")	2,350 (7' 9")	2,460 (8' 1")



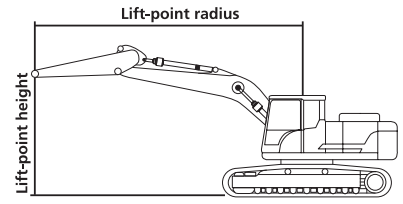
## DIGGING FORCE

Arm	Length	mm (ft-in)	1,900 (6' 3")	2,100 (6' 11")	2,500 (8' 2")	3,000 (9' 10")	[Power Boost]
	Weight	kg (lb)	560 (1,230)	580 (1,280)	610 (1,340)	670 (1,480)	
Bucket digging force	SAE	kN	87.3 [94.8]	87.3 [94.8]	87.3 [94.8]	87.3 [94.8]	
		kgf	8,900 [9,660]	8,900 [9,660]	8,900 [9,660]	8,900 [9,660]	
		lbf	19,620 [21,300]	19,620 [21,300]	19,620 [21,300]	19,620 [21,300]	
	ISO	kN	102 [110.8]	102 [110.8]	102 [110.8]	102 [110.8]	
		kgf	10,400 [11,290]	10,400 [11,290]	10,400 [11,290]	10,400 [11,290]	
		lbf	22,930 [24,890]	22,930 [24,890]	22,930 [24,890]	22,930 [24,890]	
Arm crowd force	SAE	kN	76.5 [83.1]	73.6 [79.9]	62.8 [68.2]	55.9 [60.7]	
		kgf	7,800 [8,470]	7,500 [8,140]	6,400 [6,950]	5,700 [6,190]	
		lbf	17,200 [18,670]	16,530 [17,950]	14,110 [15,320]	12,570 [13,640]	
	ISO	kN	80.4 [87.3]	77.5 [84.1]	65.7 [71.4]	57.9 [62.8]	
		kgf	8,200 [8,900]	7,900 [8,580]	6,700 [7,270]	5,900 [6,410]	
		lbf	18,080 [19,630]	17,420 [18,910]	14,770 [16,040]	13,010 [14,120]	

Note : Arm weight includes bucket cylinder, linkage, and pin

# SPECIFICATIONS HX140L

Tier 4 Final Engine



## Lifting Capacity

Boom: 4,600 mm (15' 1")

Arm: 3,000 mm (9' 10")

Bucket: 0.58 m<sup>3</sup> (0.76 yd<sup>3</sup>) SAE heaped

Shoe: 600 mm (24") triple grouser, CWT 2,300 kg (5,071 lb)

Capacities based on North American Standard Configuration in accordance with ISO condition 2 standard.



Rating over front



Rating over side or 360 degree

Lift-point height m (ft)		Lift-point radius										At max. reach		
		1.5 m (4.9 ft)		3.0 m (9.8 ft)		4.5 m (14.8 ft)		6.0 m (19.7 ft)		7.5 m (24.6 ft)		Capacity		Reach m (ft)
6.0 m (19.7 ft)	kg							<b>*2,400</b>	<b>*2,400</b>			<b>*2,400</b>	<b>*2,400</b>	<b>6</b>
	lb							<b>*5,300</b>	<b>*5,300</b>			<b>*5,300</b>	<b>*5,300</b>	<b>-19.7</b>
4.5 m (14.8 ft)	kg							<b>*3,290</b>	<b>2,710</b>			<b>*2,250</b>	<b>2,140</b>	<b>6.9</b>
	lb							<b>*7,250</b>	<b>5,980</b>			<b>*4,960</b>	<b>4,720</b>	<b>-22.6</b>
3.0 m (9.8 ft)	kg				<b>*4,630</b>	<b>4,080</b>	<b>3,980</b>	<b>2,630</b>			<b>*2,240</b>	<b>1,880</b>	<b>7.38</b>	
	lb				<b>*10,210</b>	<b>8,990</b>	<b>8,780</b>	<b>5,800</b>			<b>*4,940</b>	<b>4,160</b>	<b>-24.2</b>	
1.5 m (4.9 ft)	kg			<b>*9,710</b>	<b>6,990</b>	<b>6,020</b>	<b>3,820</b>	<b>3,860</b>	<b>2,520</b>	<b>*2,520</b>	<b>1,800</b>	<b>*2,340</b>	<b>1,790</b>	<b>7.53</b>
	lb			<b>*21,410</b>	<b>15,400</b>	<b>13,270</b>	<b>8,420</b>	<b>8,510</b>	<b>5,550</b>	<b>*5,560</b>	<b>3,960</b>	<b>*5,160</b>	<b>3,940</b>	<b>-24.7</b>
Ground Line	kg			<b>*8,340</b>	<b>6,550</b>	<b>5,790</b>	<b>3,620</b>	<b>3,750</b>	<b>2,420</b>			<b>*2,580</b>	<b>1,810</b>	<b>7.38</b>
	lb			<b>*18,400</b>	<b>14,430</b>	<b>12,760</b>	<b>7,970</b>	<b>8,270</b>	<b>5,340</b>			<b>*5,690</b>	<b>3,980</b>	<b>-24.2</b>
-1.5 m (-4.9 ft)	kg	<b>*4,900</b>	<b>*4,900</b>	<b>*10,370</b>	<b>6,430</b>	<b>5,670</b>	<b>3,520</b>	<b>3,700</b>	<b>2,370</b>			<b>3,050</b>	<b>1,970</b>	<b>6.9</b>
	lb	<b>*10,800</b>	<b>*10,800</b>	<b>*22,860</b>	<b>14,180</b>	<b>12,510</b>	<b>7,750</b>	<b>8,150</b>	<b>5,220</b>			<b>6,710</b>	<b>4,340</b>	<b>-22.6</b>
-3.0 m (-9.8 ft)	kg	<b>*8,480</b>	<b>*8,480</b>	<b>*11,340</b>	<b>6,490</b>	<b>5,680</b>	<b>3,520</b>	<b>3,730</b>	<b>2,400</b>			<b>3,730</b>	<b>2,400</b>	<b>6</b>
	lb	<b>*18,700</b>	<b>*18,700</b>	<b>*24,990</b>	<b>14,300</b>	<b>12,520</b>	<b>7,770</b>	<b>8,220</b>	<b>5,290</b>			<b>8,220</b>	<b>5,290</b>	<b>-19.7</b>
-4.5 m (-14.8 ft)	kg			<b>*8,650</b>	<b>6,700</b>							<b>*5,440</b>	<b>3,750</b>	<b>4.44</b>
	lb			<b>*19,070</b>	<b>14,780</b>							<b>*12,000</b>	<b>8,260</b>	<b>-14.6</b>

### NOTES:

- Lifting capacities are based on ISO 10567.
- Lifting capacity of the HX Series does not exceed 75% of tipping load with the machine on firm, level ground or 87% of full hydraulic capacity.
- The Lift-point is bucket pivot mounting pin on the arm (without bucket mass).
- (\*) indicates load limited by hydraulic capacity.



# SPECIFICATIONS HX140L

Tier 4 Final Engine

ENGINE	STD	OPT
Perkins 1204E Tier 4 Final engine	•	
<b>HYDRAULIC SYSTEM</b>		
<b>Intelligent Power Control (IPC)</b>		
3-power mode, 2-work mode, user mode	•	
Variable power control	•	
Pump flow control	•	
Attachment mode flow control	•	
Engine auto idle	•	
Engine auto shutdown control		•
Electronic fan control	•	
<b>CAB &amp; INTERIOR</b>		
<b>ISO Standard cabin</b>		
Rise-up type windshield wiper	•	
Radio / USB player	•	
Bluetooth / hands-free	•	
12-volt power outlet (24V DC to 12V DC converter)	•	
Electric horn	•	
All-weather steel cab with 360° visibility	•	
Safety glass windows	•	
Sliding fold-in front window	•	
Sliding side window (LH)	•	
Lockable door	•	
Hot and cool box	•	
Storage compartment and ashtray	•	
Transparent cabin roof cover	•	
Sun visor	•	
Door and cab locks, one key	•	
Mechanical suspension seat with heater	•	
Pilot-operated adjustable joystick	•	
Console box height adjust system	•	
Cabin lights	•	
Cabin front window rain guard		•
Cabin roof-steel cover		•
<b>Automatic climate control</b>		
Air conditioner and heater	•	
Defroster	•	
Starting aid (air grid heater) for cold weather	•	
<b>Centralized monitoring</b>		
8" LCD display	•	
Engine speed or trip meter / accel.	•	
Engine coolant temperature gauge	•	
Max. power	•	
Low speed / high speed	•	
Auto idle	•	
Overload		•
Check engine	•	
Air cleaner clogging	•	
Indicators	•	
ECO gauges	•	
Fuel level gauge	•	
Hydraulic oil temperature gauge	•	
Fuel warmer	•	
Warnings	•	
Communication error	•	
Low battery	•	
Clock	•	

CAB & INTERIOR	STD	OPT
<b>Seat</b>		
Adjustable air suspension seat with heater	•	
<b>Cabin FOPS/FOG (ISO/DIS 10262) Level 2</b>		
FOPS ISO 3,449 Level 2		•
FOG (Falling Object Guard)		•
<b>Cabin ROPS (ISO 12117-2)</b>		
ROPS (Roll Over Protective Structure)	•	
<b>SAFETY</b>		
Battery master switch	•	
Rearview camera	•	
AAVM (All-Around View Monitoring)		•
Four front working lights (2 boom mounted, 2 front frame mounted)	•	
Travel alarm	•	
Rear work lamp		•
Beacon lamp		•
Automatic swing brake	•	
Boom holding system	•	
Arm holding system	•	
Safety lock valve for boom cylinder with overload warning device		•
Safety lock valve for arm cylinder		•
Swing lock system		•
Three outside rearview mirrors	•	
<b>OTHER</b>		
<b>Booms</b>		
4.6 m, 15' 1"	•	
4.1 m, 13' 5"		•
4.9 m, 16' 1" 2-piece boom		•
<b>Arms</b>		
1.9 m, 6' 3"		•
2.1 m, 6' 11"		•
2.5 m, 8' 2"		•
3.0 m, 9' 10"	•	
Removable clean-out dust net for cooler	•	
Removable reservoir tank	•	
Fuel pre-filter	•	
Fuel warmer		•
Self-diagnostics system	•	
Hi-mate Remote Management System	Mobile Satellite	•
Batteries (2 x 12V x 100 Ah)	•	
Fuel filler pump (50 ℓ/min)		•
Single-acting piping kit (breaker, etc.)		•
Double-acting piping kit (clamshell, etc.)	•	
Rotating piping kit		•
Quick coupler piping		•
Quick coupler		•
Boom float control		•
Pilot accumulator	•	
Pattern change valve (SAE and ISO)	•	
Fine swing control system		•
Tool kit		•
<b>UNDERCARRIAGE</b>		
Lower frame under cover (additional)		•
Lower frame under cover (normal)	•	
<b>Track shoes</b>		
Triple grouser shoes (600mm, 24")	•	
Triple grouser shoes (700 mm, 28")		•
Triple grouser shoes (800 mm, 32")		•
Triple grouser shoes (900 mm, 36")		•
Double grouser shoes (600 mm, 24")		•
Double grouser shoes (700 mm, 28")		•
Track rail guard	•	
Full track rail guard		•

NOTE: Standard and optional equipment may vary. Materials and specifications are subject to change without advance notice. Contact your Hyundai dealer for more information.

## PLEASE CONTACT



www.hceamericas.com

6100 Atlantic Blvd., Norcross, GA 30071

TEL (678) 823 7777 FAX (678) 823 7778