

TRITON
TRAILERS

ALUMINUM ENCLOSED TRAILERS



BUILT FOR ADVENTURE. 

ALUMINUM ENCLOSED TRAILERS



page
3

The Triton Difference



page
4

Lowboy Heavy Duty Series
Lowboy Series



page
6

Prestige Series
XT Series



page
8

Trim Packages
Rocky Mountain Edition




page
10

Custom Options



page
11

Specifications



Cover: Returning from a day on the trails to a Rocky Mountain Edition Lowboy 24'.

THE TRITON DIFFERENCE

Enclosed trailers are not equal when it comes to reliability and construction. Just like a house, the quality and craftsmanship of the builder makes the difference. Every Triton enclosed trailer has all-aluminum construction, with fully welded lower and upper frames that are fixture-built with custom aluminum extrusions. The result? A solid structure that you can trust to house and haul what's important to you, for years, in the weather conditions you love.



Lowboy Series Pictured

CONSTRUCTION

All-aluminum tube construction with fully welded lower and upper frame

Wall and ceiling studs, floor crossmembers and frame are fixture-built with custom extrusions

Sealed wiring for LED trailer lights is encased in aluminum tubing

Spring-assist front and rear ramp doors with welded, grease zerk hinges

Straight tongue with A-frame bracing

Four cord torsion axle suspension

INTERIOR

V-nose design adds 5' to usable deck length

Fully treated 5/8" marine grade plywood decking

Cargo security (see models for standard tie down features)

Two interior LED dome lights

Side access door

EXTERIOR

Smooth .030" aluminum panel exterior (.050" on 28' Lowboy Heavy Duty)

1600# tongue jack offset at V-nose prevents interference when opening most tailgates

Tall aluminum diamond plate stone guard at V-nose

Aluminum wheels

Seamless one-piece aluminum roof

LED trailer lights



Register your trailer at tritontrailers.com for a limited 5 year warranty.

LOWBOY HEAVY DUTY SERIES

Lowboy HD is the ideal enclosed hauler for cars, recreational vehicles and heavy equipment. Lowboy HD trailers are often customized with fully detailed interiors, audio and climate controls, and electrical supplies for specific uses and destinations. The Lowboy HD Series has Triton's construction, fit and finish (see page 3) and offers the following standard features.



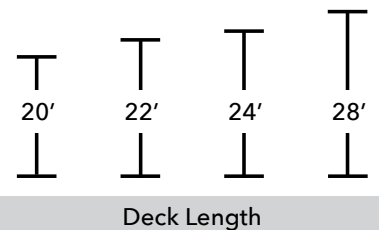
LB-HD24 Pictured with Accessories

- 1 HEAVY DUTY CARRYING CAPACITY**
 Fixture-built frame with custom extrusions has 16" on center wall studs and 12" on center floor crossmembers. (9,995 lb. GVWR)
- 2 BEAVERTAIL DESIGN**
 Dropped rear beavertail deck for easy loading, especially low ground clearance vehicles.
- 3 SMOOTH ALUMINUM SKIN**
 Bonded (screwless) .030" aluminum panel exterior. 28' length models feature .050" aluminum panel exterior.
- 4 FLEXIBLE CARGO SECURITY**
 Four fixed, flush mount heavy-duty D-ring tie downs are bolted to welded brackets. Two full-length Quicksides have four flush tie downs to provide infinite tie down options. (not pictured)
- 5 DOUBLE-SEAL RAMP DOORS**
 Spring-assist ramp door with double seal prevents leaks, keeping cargo dry. Built-in transition makes loading and unloading easy.
- 6 15" ALUMINUM WHEELS**
 6-bolt radial tires with aluminum rims have "E" load range rating.
- 7 TORSION AXLES**
 Four cord rubber torsion axles with electric brakes on front and rear axle.

OTHER STANDARD FEATURES

Available heights of 6'6", 7' or 7'6"
 Stainless steel ramp door latch with built-in keyed lock
 Spacious 98" interior between walls and 82" between 9" high wheel wells
 Aluminum frame rollers on rear axle mounts

Colors: Light Metallic Pewter, Metallic Charcoal Gray, Black, White



V-nose adds 5' to usable deck length

LOWBOY SERIES

Lowboy trailers are ideal for hauling motor sport and power sport vehicles, and light equipment. Lowboy trailers are often customized with fully detailed interiors, audio and climate controls, and electrical supplies for specific uses and destinations. The Lowboy Series has Triton's construction, fit and finish (see page 3) and offers the following standard features.



LB-20 Pictured with Accessories

- 1 HIGH CARRYING CAPACITY**
 Fixture-built frame with custom extrusions has 16" on center wall studs and 16" on center floor crossmembers. (7,000 lb. GVWR)
- 2 BEAVERTAIL DESIGN**
 Dropped rear beavertail deck for easy loading, especially low ground clearance vehicles.
- 3 SMOOTH ALUMINUM SKIN**
 Bonded (screwless) .030" aluminum panel exterior.
- 4 FLEXIBLE CARGO SECURITY**
 Four fixed, flush mount heavy-duty D-ring tie downs are bolted to welded brackets. Two full-length Quickslides have four flush tie downs to provide infinite tie down options. (not pictured)
- 5 DOUBLE-SEAL RAMP DOORS**
 Spring-assist ramp door with double seal prevents leaks, keeping cargo dry. Built-in transition makes loading and unloading easy.
- 6 15" ALUMINUM WHEELS**
 5-bolt radial tires with aluminum rims have "C" load range rating.
- 7 TORSION AXLES**
 Four cord rubber torsion axles with standard electric brakes on front axle, optional electric brakes on rear axle.

OTHER STANDARD FEATURES

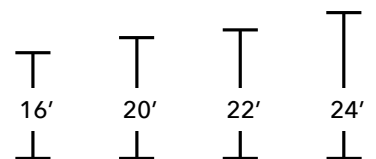
Available heights of 6'6", 7' or 7'6"

Stainless steel ramp door latch with built-in keyed lock

Spacious 98" interior between walls and 82" between 9" high wheel wells

Aluminum frame rollers on rear axle mounts

Colors: Light Metallic Pewter, Metallic Charcoal Gray, Black, White



Deck Length

V-nose adds 5' to usable deck length

PRESTIGE SERIES

The Prestige Series is designed for multi-season and multi-sport hauling, whether across town or across the country. Standard Prestige trailers are often customized with storage and tie down options for hauling snowmobiles, off-road vehicles, motorcycles, and gear. The Prestige Series has Triton's construction, fit and finish (see page 3) and offers the following standard features.



PR-207 Pictured with Accessories

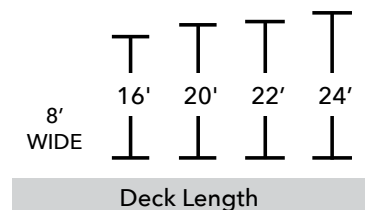
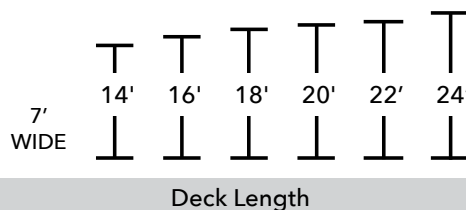
- 1 MULTI-USE CARRYING CAPACITY** Fixture-built frame with custom extrusions has 19" on center (8' wide model) or 24" on center (7' wide model) floor crossmembers.
- 2 EASY ENTRY AND EXIT** Ramp approach has a built-in transition for easy loading. (not pictured)
- 3 SMOOTH ALUMINUM SKIN** Bonded (screwless) .030" aluminum panel exterior.
- 4 ADJUSTABLE TIE DOWN POSITIONS** Two full-length Quickslides provide infinite tie down options. Tie down bars included. (not pictured)
- 5 DOUBLE-SEAL RAMP DOORS** Spring-assist ramp door with double seal prevents leaks, keeping cargo dry.
- 6 ALUMINUM WHEELS** 13" radial tires (8' wide model) or 14" radial tires (7' wide model) with aluminum rims.
- 7 TORSION AXLE** Four cord rubber torsion axle with optional electric brakes.

OTHER STANDARD FEATURES

Available heights of 6', 6'6", 7' or 7'6"

Stainless steel ramp door latch with built-in keyed lock

Colors: Light Metallic Pewter, Metallic Charcoal Gray, Black, White



V-nose adds 5' to usable deck length

XT SERIES

The XT Series is a hard-working trailer for multi-season and multi-sport hauling. XT trailers are often customized with storage and tie down options for hauling snowmobiles, off-road vehicles, motorcycles, and gear. The XT Series has Triton's construction, fit and finish (see page 3) and offers the following standard features.



XT-227 Pictured with Accessories

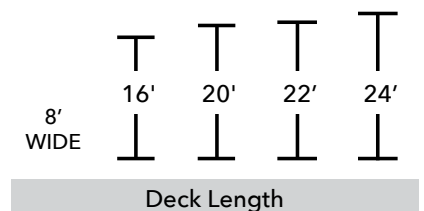
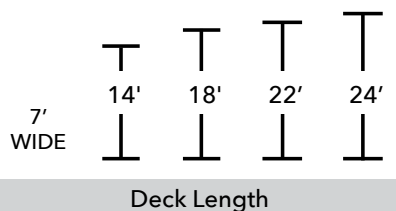
- 1 MULTI-USE CARRYING CAPACITY**
Fixture-built frame with custom extrusions has 19" on center (8' wide model) or 24" on center (7' wide model) floor crossmembers.
- 2 EASY ENTRY AND EXIT**
Ramp approach has hinged ramp flap for easy loading. (not pictured)
- 3 SMOOTH ALUMINUM SKIN**
.030" aluminum panel exterior with minimal screws.
- 4 MULTIPLE TIE DOWN POSITIONS**
Flush mount D-ring tie downs provide optimal tie down locations. (not pictured)
- 5 ALUMINUM WHEELS**
13" radial tires (8' wide model) or 14" radial tires (7' wide model) with aluminum rims.
- 6 TORSION AXLE**
Four cord rubber torsion axle with optional electric brakes.

OTHER STANDARD FEATURES

Available heights of 6', 6'6"

Cam arm ramp door latch with grease zerks, hinges, and latches

Colors: Light Metallic Pewter, Metallic Charcoal Gray, Black, White



V-nose adds 5' to usable deck length

Trim packages are an easy way to design the perfect Lowboy HD, Lowboy, Prestige, or XT Series trailer to meet your specific needs. Each trim package offers pre-specified, popular options to enhance the standard trailer's functionality. Choose any combination of trim packages to personalize your trailer.

INTERIOR TRIM PACKAGE



- 1 **White Lauan Interior:** Finished walls and ceiling for a clean look.
- 2 **Single Wall Switch:** Activates LED dome lights.

Interior Trim Package pictured on LB-22.

STORAGE TRIM PACKAGE



- 1 **Helmet Cabinet:** White or black 48" wide aluminum cabinet accommodates four helmets.
- 2 **Fuel Door:** Fuel machines while loaded through one or two doors. Doors have keyed lock.
- 3 **Roof Vent or Side Vent:** For airflow and moisture control.
- 4 **Spare Tire Carrier:** Hoop style carrier stores 13", 14" or 15" tire up and out of the way. (Tire sold separately.)

Storage Trim Package and Interior Trim Package pictured on LB-22.

LOADING TRIM PACKAGE



- 1 **Auxiliary/Load Lights:** LED lights illuminate the rear loading area for night loading/unloading.
- 2 **Wall Switch:** Activates load lights.
- 3 **Step:** Enter and exit easily with one choice of two step options.



Loading Trim Package and Interior Trim Package pictured on LB-22.

Whether your destination is deep powder or miles of well groomed trails, begin and end an awesome day of riding with the Rocky Mountain edition. Designed for extreme weather conditions, it's fully loaded with a propane heating system, finished interior and plenty of storage for gear. An on-board battery powers the interior and exterior LED lights and stereo system when parked, making it easy to work on machines inside and load after dark. Like you, being outdoors recharges its battery, thanks to a roof-mounted solar panel that trickle-charges the on-board battery system.



LB-24
Pictured

INTERIOR

- 1 Lauan Interior
- 2 Folding Seat
- 3 Black Quad Floor and Kick Panel

EXTERIOR

- 4 Insulated Walls & Ceiling (not pictured)
- 5 Exterior LED Lights with Clear Lenses
- 6 Step at Side Access Door (not pictured)

STORAGE

- 7 2 Black Helmet Cabinets
- 8 Spare Tire Carrier
- 9 2 Coat Racks
- 10 Roof Vent

INTERIOR ELECTRICAL

- 11 Basic Converter & Battery
- 12 4 LED Lights in Roof & 3-way switch
- 13 Single DIN Radio Sirius XM capable
- 14 Solar Panel charger on roof (not pictured)
- 15 LP Furnace 35K

DREAM IT

Choose from a full range of options to customize your dream trailer. Following are just a sample of available options. See tritontrailers.com for all options including custom interior and exterior colors.

INTERIOR



Windows, White Luan Walls and Ceiling



Aluminum Skin Walls and Ceiling



Black Quad Flooring



Ceiling and Cove Lighting

EXTERIOR



Custom Color and Multi-Color Options



Side Doors, Screen Doors, Steps



Keyless Entry



Side and Rear Loading Lights

STORAGE AND CARGO SECURITY



Quickslide On Walls



Permanent and Adjustable Tie Downs



Combo Walls, Gear Cabinets and Racks



Spare Tire Carriers, Floor Closets for Spare Tires

CLIMATE CONTROL



Propane Heater Package



Air Conditioning



Insulated Walls and Ceiling



Roof and Side Vents

AUDIO AND ELECTRICAL



Bluetooth® Ready, SiriusXM Capable Radios, Speakers



Power Supply and Battery Chargers



Interior and Exterior Outlets and Wall Switches



Solar Panel Charger

SPECIFICATIONS

	BED WIDTH (IN.)	BED LENGTH (FT.)	BED LENGTH WITH 5' V-NOSE (FT.)	OVERALL LENGTH (FT.)	CARRYING CAPACITY (LB.)	GVWR (LB.)	TRAILER WEIGHT (LB.)	NO. OF AXLES	BALL SIZE (LB.)	HITCH HEIGHT (IN.)	STANDARD TIE DOWN	STANDARD TIRES (ALUMINUM OR TML RIMS)
XT-147	80.5	14	19	22.5	3550	5000	1450	2	2	18	4 - 1000 LB. D-RING	ST205/75 R14C
XT-187	80.5	18	23	26.5	4350	6000	1650	2	2	18	6 - 1000 LB. D-RING	ST205/75 R14C
XT-227	80.5	22	27	30.5	3900	6000	2100	2	2	18	6 - 1000 LB. D-RING	ST205/75 R14C
XT-247	80.5	24	29	32.5	3675	6000	2325	2	2	18	6 - 1000 LB. D-RING	ST205/75 R14C
XT-168	98	16	21	24	3300	5000	1700	2	2	25	6 - 1000 LB. D-RING	175/80 R13D
XT-208	98	20	25	28	3850	6000	2150	2	2	25	6 - 1000 LB. D-RING	175/80 R13D
XT-228	98	22	27	30	3725	6000	2275	2	2	25	6 - 1000 LB. D-RING	175/80 R13D
XT-248	98	24	29	32	3600	6000	2400	2	2	25	6 - 1000 LB. D-RING	175/80 R13D
PR-147	80.5	14	19	22.5	3350	5000	1650	2	2	18	2 TIE DOWN BARS & QUICKSLIDE	ST205/75 R14C
PR-167	80.5	16	21	24.5	3250	5000	1750	2	2	18	2 TIE DOWN BARS & QUICKSLIDE	ST205/75 R14C
PR-187	80.5	18	23	26.5	4150	6000	1850	2	2	18	3 TIE DOWN BARS & QUICKSLIDE	ST205/75 R14C
PR-207	80.5	20	25	28.5	3925	6000	2075	2	2	18	3 TIE DOWN BARS & QUICKSLIDE	ST205/75 R14C
PR-227	80.5	22	27	30.5	3700	6000	2300	2	2	18	4 TIE DOWN BARS & QUICKSLIDE	ST205/75 R14C
PR-247	80.5	24	29	32.5	3475	6000	2525	2	2	18	4 TIE DOWN BARS & QUICKSLIDE	ST205/75 R14C
PR-168	98	16	21	24	3100	5000	1900	2	2	25	3 TIE DOWN BARS & QUICKSLIDE	175/80 R13D
PR-208	98	20	25	28	3650	6000	2350	2	2	25	4 TIE DOWN BARS & QUICKSLIDE	175/80 R13D
PR-228	98	22	27	30	3525	6000	2475	2	2	25	4 TIE DOWN BARS & QUICKSLIDE	175/80 R13D
PR-248	98	24	29	32	3400	6000	2600	2	2	25	4 TIE DOWN BARS & QUICKSLIDE	175/80 R13D
LB-16	98	16	21	24.5	4720	7000	2280	2	2 5/16	16.5	4 - 5000 LB. D-RING & QUICKSLIDE	ST205/75 R15C ALUM RIMS
LB-20	98	20	25	28.5	4470	7000	2530	2	2 5/16	16.5	4 - 5000 LB. D-RING & QUICKSLIDE	ST205/75 R15C ALUM RIMS
LB-22	98	22	27	30.5	4335	7000	2665	2	2 5/16	16.5	4 - 5000 LB. D-RING & QUICKSLIDE	ST205/75 R15C ALUM RIMS
LB-24	98	24	29	32.5	4200	7000	2800	2	2 5/16	16.5	4 - 5000 LB. D-RING & QUICKSLIDE	ST205/75 R15C ALUM RIMS
LBHD-20	98	20	25	28.5	7195	9995	2800	2	2 5/16	20.5	4 - 5000 LB. D-RING & QUICKSLIDE	ST225/75R 15E ALUM RIMS
LBHD-22	98	22	27	30.5	7095	9995	2900	2	2 5/16	20.5	4 - 5000 LB. D-RING & QUICKSLIDE	ST225/75R 15E ALUM RIMS
LBHD-24	98	24	29	32.5	6995	9995	3000	2	2 5/16	20.5	4 - 5000 LB. D-RING & QUICKSLIDE	ST225/75R 15E ALUM RIMS
LBHD-28	98	28	33	36.5	6695	9995	3300	2	2 5/16	20.5	4 - 5000 LB. D-RING & QUICKSLIDE	ST225/75R 15E ALUM RIMS

DOOR OPENING

	Front Door Opening 6' Box (W" X H")	Rear Door Opening 6' Box (W" X H")	Front Door Opening 6'6" Box (W" X H")	Rear Door Opening 6'6" Box (W" X H")	Front Door Opening 7' Box (W" X H")	Rear Door Opening 7' Box (W" X H")	Front Door Opening 7'6" Box (W" X H")	Rear Door Opening 7'6" Box (W" X H")
XT 7' Wide	62 x 67	76 x 70	62 x 73	76 x 76	-	-	-	-
XT 8' Wide	62 x 67	92 x 70	62 x 73	92 x 76	-	-	-	-
Prestige 7' Wide	62 x 65	76 x 69	62 x 71	76 x 75	62 x 77	76 x 81	62 x 83	76 x 87
Prestige 8' Wide	62 x 65	92 x 69	62 x 71	92 x 75	62 x 77	92 x 81	62 x 83	92 x 87
Lowboy & Lowboy HD	-	-	62 x 71	92 x 77	62 x 77	92 x 83	62 x 83	92 x 89

Measure your particular vehicles for needed model size. Recommended tongue weight for all enclosed trailers is 7-10% of GVWR. Please note: It is the responsibility of the purchaser to adhere to the brake laws regarding trailers. For full information on the laws in your state, contact the appropriate State Motor Vehicle Department. Contact your local dealer for order lead times. All trailers ordered without brakes will have a GVWR of 2995 lbs. Specifications, parts, and accessories can change without notice. Trailers may be shown with options not standard.

TRITON

TRAILERS



www.tritontrailers.com



Snowmobile Trailers



Off Road Vehicle Trailers



Multi-Season Enclosed Trailers



Cargo & Utility Trailers



Personal Watercraft Trailers

AUTHORIZED DEALER:

857 West State Street Hartford, WI
P/ 800.232.3780



Transport
Canada



NATDA
North American Trailer Dealers Association

