

**Teagle**

# TOMAHAWK

Hydraulic Drive Bale Processors



teaglemachinery.com @ f y

## BEDDING



### TOMAHAWK 6100H

**CAPACITY 60 ft<sup>3</sup>**

Distance : 40 ft

Handler : 1.4 tonnes (min.)

Oil Flow: 105 us gpm (min.)



### TOMAHAWK 6200H

**CAPACITY 105 ft<sup>3</sup>**

Distance : up to 44'

Handler : 2.8 tonnes (min.)

Oil Flow: 116 us gpm (min.)



## FEEDING | BEDDING



### TOMAHAWK 8200 | M

**CAPACITY 113 ft<sup>3</sup>**

Distance : 65ft

Tractor : 140HP (min.)



### TOMAHAWK 8200 | T

**CAPACITY 113 ft<sup>3</sup>**

Distance : 65ft

Tractor : 60HP (min.)



### TOMAHAWK 8500

**CAPACITY 159 ft<sup>3</sup>**

Distance : 72-82ft

Tractor : 80HP (min.)

## FEEDING | BEDDING | PROCESS



### TOMAHAWK 8250 | M

**CAPACITY 113 ft<sup>3</sup>**

Distance : 65ft

Tractor : 150HP (min.)



### TOMAHAWK 8250 | T

**CAPACITY 113 ft<sup>3</sup>**

Distance : 65ft

Tractor : 80HP (min.)



### TOMAHAWK 8555

**CAPACITY 159 ft<sup>3</sup>**

Distance : 72-82ft

Tractor : 80HP (min.)

## FEEDING | BEDDING



### TOMAHAWK 9500

**CAPACITY 283 ft<sup>3</sup>**

Distance : 72-82ft

Tractor : 80HP (min.)



### TOMAHAWK 1010

**CAPACITY 353 ft<sup>3</sup>**

Distance : 72-82ft

Tractor : 80HP (min.)





Established in 1937, Teagle Machinery began manufacturing the Tomahawk bale processor in 1983. We remain a family business focussed on meeting the needs of our customers whether just around the corner, or in one of the 50 countries worldwide to which we regularly ship machinery. From the outset, our machinery has been designed to be simple, robust and easy to use.

We still stand by these values, with all our products being tested extensively on farms throughout the world to ensure that they perform reliably day-in day-out, under the toughest conditions. As sales of Tomahawk bale processors continue to grow, the reasons that customers return time after time to buy from Teagle are twofold:

**Product Focus** - We actively invest in research, design and manufacturing technology to ensure that our product range constantly evolves to remain at the cutting edge, whilst being available at a competitive price. Through our focus on feeding and bedding machinery over the last 40 years we are able to offer a machine to fulfil your needs.

**Backup** – After-sales support is our priority, requiring commitment to a comprehensive parts stock and effective dealer network. We dedicate part of our 291,000ft<sup>2</sup> facility in Cornwall to a substantial stock of wearing and non-wearing parts to keep you up and running.

[teaglemachinery.com](http://teaglemachinery.com)   

# BENEFITS

## WHY OWN A BALE PROCESSOR

Saving you time and money!



### FOR BEDDING

**Labour saving** - one person can quickly and easily bed livestock.

**Save straw** - users regularly report up to 30% savings. Straw is spread evenly across the entire bedding area. Only deliver as much straw as is required in each pen.

**Cleaner and healthier livestock** straw is lightly shredded for improved moisture absorbance and livestock comfort. Because straw is not chopped, the bed retains its structure to provide hygienic lying areas.

**In cubicles** - straw chopped/spread to suit your requirements.

**Better manure** - straw is incorporated with the muck more evenly for improved field application.

**Safer bedding** - no need to enter the pen.



### FOR FEEDING

**One machine, two jobs** bed down and feed with the same machine.

**Versatility** - If you can bale a crop, we can shred it! Feed clamp or baled silage, hay and root crops.

**Improve palatability** - users report improved feed conversion of shredded bale silage.

**Livestock cannot be selective** wastage is reduced.



### FOR PROCESSING

**Pre-process straw** for mixer wagons using our unique 'Dual Chop' system.

**Improve efficiency** - reduces mixer wagon processing time.

**Effective feed conversion** Precision cut straw stimulates digestion.

**Prevent over-processing** of silage in a Total Mixed Ration.

**Process on demand** - no need to stockpile.



## VALUE FOR MONEY

### Impressive Payback

Existing Tomahawk owners have calculated an excellent return on investment when considering commodity values, tractor operating costs, hourly labour rates, improved livestock welfare and resale value; all of which contribute to making the Tomahawk the market leader.

## TOMAHAWK MODELS



	Hydraulic		Box Machines				Dual Chop	
	6100H*	6200H*	8200	8500	9500	1010	8250*	8555
<b>Bedding</b> Spread Straw	✓	✓	✓	✓	✓	✓	✓	✓
<b>Feeding</b> Silage/Hay	✗	✗	✓	✓	✓	✓	✗	✓
<b>Short Chop</b> To 50mm	✗	✗	✗	✗	✗	✗	✓	✓

\* recommended max.20% moisture content




## HYDRAULIC DRIVE for flexible bedding













Introducing the latest models in our market-leading Tomahawk bale processor range.

Built around the successful Telehawk model launched in 2014, the **Tomahawk 6200H** features numerous upgrades

and inherits all the benefits of hydraulic drive.

The all-new **Tomahawk 6100H** has been designed for compact handlers, skid steers and tractor loaders for ease of use in tight yards and sheds.



		Skidsteer	Compact Wheeled Loader (min 1.4t lift capacity)	Tractor Loader	Tractor Rear 3 Point Linkage	Telehandler
	<b>6100H</b>					
	<b>6200H</b>					

## BALE PROCESSING - SIMPLIFIED



▶ Pause / Run modes to stop/start the flow of material at the touch of a button


- ▶ All bale formats - Process Round, Quadrant or Hesston bales.
- ▶ Quick hitch – with only a hydraulic supply and return, and 12V electrical connection.
- ▶ Easy to use - Processing can be started/paused at the touch of a button in the in-cab Wi-Fi control desk. Hydraulic load sensing automatically manages the crossbeater and bed chain operation. (See page 7 for details).
- ▶ Save straw - Bales can be spread evenly up to 12m to either side of the machine with the 280° swivel chute. Bales are teased apart, rather than chopped, to reduced dust and create a better bed.

## SMOOTH OPERATION AS STANDARD

The Tomahawk 6100H and 6200H are both equipped with a load sensing crossbeater that automatically reverses the crossbeater and bed chain to improve the flow of straw through the machine.

**Optimise processing:** The load sensing can be optimised by adjusting a pressure switch. A pressure gauge assists the operator in setting up the pressure switch so that the machine is always operating in the 'green' zone.

**Extended service life:** For extended operation / service intervals, the 6200H is fitted with a Cush Drive that protects the crossbeater and hydraulic motor from damage during heavy use.





# BEDDING

## 6100H | Skid Steer / Tractor (front or rear mounted) / Compact Handler

No PTO required! Quickly mounted on a skid steer, compact handler, tractor loader or rear 3-point linkage the 6100H is the perfect machine when space around sheds and yards is limited.

Bale Processing - Simplified



Skid Steer



Tractor Rear



Compact Wheeled Loader



## 6100H | HANDLER / TRACTOR

### TYPE SPREAD STRAW

Three point mounted for improved manoeuvrability and easier reversing.



Shown with optional hydraulic bale clamp and side extensions

### Standard equipment

Electronic in-cab Wi-Fi controls | Swivel chute with 280° deg. rotation | Single crossbeater | Load sensing crossbeater | Start/stop fan

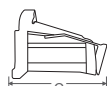
### Optional equipment

Hydraulic bale clamp | Side extensions | Telehandler brackets | Skid steer bracket/plate | Tractor loader euro brackets  
Tractor rear 3 point Linkage brackets | Hydraulic oil filter



A = Overall Height (in)

B = Overall Width (in)



C = Overall Length without brackets (in)



Capacity ft³



No. Bales 5' Round



No. Bales Rectangular



Power min HP



Capacity min



Weight without brackets lbs

81"	◆68" ◆71"	◆96" ◆106"	60'	1	48" x 48" x 52" (half)	70	1.4t	◆1713 ◆1892
-----	-----------	------------	-----	---	------------------------	----	------	-------------

◆ = standard machine ◆ = with bale clamp fitted

### Handler / Tractor requirements (minimum)

Oil Flow (min) ◆1.5 gal/min ◆13.2 gal/min

Oil Flow (max) ◆20 gal/min ◆20 gal/min\*

Oil Pressure (min) ◆◆2320 psi

Oil Pressure (max) ◆◆3045 psi\*\*

\* Oil flow at headstock. \*\* The hydraulic system requires a single acting valve with an unrestricted return. Maximum return line pressure: 20 bar (290psi).

### Electrical / Hydraulic

**Electrical** - In-cab Wi-Fi control box has a cigarette lighter connection, a COBO (D-socket) connection option is also supplied. Cables are supplied to connect the 6200H to either a tractor COBO or direct to the battery.

**Hydraulic** - A 3/4" freeflow return is advised to optimise performance for high output users. Some tractor models may require a dealer fit kit. A male 3/4" flat face fitting is supplied loose with the tractor mounting bracket kit for connection to the 6100H.

### OPTIONS



#### Bale clamp

Hydraulic lift/lower via in-cab tethered Wifi control box.



#### Side Extensions

For extra capacity from the same compact bale processor.



#### Tractor Bracket

Is available to fit Category II and III linkages.



#### Telehandler / Skid Steer Bracket

Are available for most Skid Steer, Telehandler and Pivot Steer models.



# BEDDING

## 6200H | Handler / Tractor

Access all areas with the handler mounted Tomahawk 6200H. Front mounting offers unsurpassed visibility of the livestock when bedding down.

No PTO required! Quickly hitch up and connect hydraulic and electric supplies. The three-point tractor bracket allows the machine to be mounted either in front or behind the tractor.

### Bale Processing - Simplified



Tractor Rear



Scan for  
VIDEO

## 6200H | HANDLER / TRACTOR

TYPE **SPREAD STRAW**

Telehandler or Pivot Steer mounted for improved manoeuvrability and visibility.



### Standard equipment

Electronic in-cab Wi-Fi controls | Swivel chute with 280° deg. rotation | Single crossbeater | Hydraulic loading gate  
Load sensing crossbeater | Start/stop fan

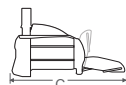
### Optional equipment

Hydraulic filter | LED road lighting kit | Blade kit | Ski-jump chute | Remote tailgate switch | Flow divider



A = Overall  
Height (m)

B = Overall  
Width (m)



C = Overall Length  
Tailgate up (m) Tailgate down (m)



Capacity  
m³



No. Bales  
5' Round



No. Bales  
8' Rectangular



Power  
min



Capacity  
min



Weight  
without brackets

99"	66"	106"	157"	105ft³	1	1 (4'x3') 1 (4'x4')	80	2.8t	3,328 lbs
-----	-----	------	------	--------	---	---------------------	----	------	-----------

### Handler / Tractor requirements (minimum)

Oil Flow (min)	60 l/min (13.3 gal/min)	Oil Flow (max)	120 l/min (26.6 gal/min)*
Oil Pressure (min)	160 bar (2320 psi)	Oil Pressure (max)	270 bar (3915psi)**

\* Oil flow at headstock or back of tractor. \*\* The hydraulic system requires a single acting valve with an unrestricted return. Maximum return line pressure: 20 bar (290psi).

### Hydraulic / Electrical

**Hydraulic** - A 3/4" freeflow return is required to optimise performance for high output users. Some tractor models may require a dealer fit kit. A male 3/4" flat face fitting is supplied loose with the tractor mounting bracket kit for connection to the 6200H.

**Electrical** - In-cab Wi-Fi control box has a cigarette lighter connection, a COBO (D-socket) connection option is also supplied. Cables are supplied to connect the 6200H to either a tractor COBO or direct to the battery.

### OPTIONS



#### Ski Jump Chute

Hydraulically controlled and requires an auxiliary service. Designed for bedding pig arcs and mulching beneath fruit trees.



#### Loading Gate Switch

Control the loading gate and bed chain from the ground when loading with the remote loading gate switch.



#### Blades or hooks

Hooks are fitted to the crossbeater as standard to minimise dust. Blades (shown above) available as an option for difficult materials.



#### Road Lighting Kit

Essential for highway use, the rear markers ensure that you operate safely when travelling on the road.

**Other** - In-Line High Pressure Filter prevents contamination damaging the valve equipment.  
**Options** - Hydraulic Flow Divider required for Hyd oil flows over 31 gpm (26.6 gal/min) / 270 bar (3915psi) @ 80°C (176°F).



# FORWARD thinking



## Quick Hitching

With no PTO the machine is powered from the tractor or telehandler hydraulics.



## Straightforward Operation

Focus on the bed, not the bale. The 6200H load sensing system manages the bed and crossbeater functions.



## Save straw

Owners report 25-30% straw savings. Create a bed with the structure and absorbency for livestock comfort and cleanliness.

## INTELLIGENT CONTROL at the touch of a button

Electrohydraulic controls carefully balance the oil flow between the Fan, Bedchain, Crossbeater and Chute Control so you can focus on the job at hand.

### 1 | Wireless control

A tried and tested tethered WiFi control box communicates with the Tomahawk 6200H. A 12V supply is the only wired connection.

### 2 | Push button operation

Start / Pause / Stop the machine at the touch of a button. Tailgate and Chute rotation/elevation also controlled via the intuitive control desk.

### 3 | Load sensing

A pressure switch monitors the load on the crossbeater and automatically reverses the bedchain and crossbeater when overloaded.



### 4 | Start/stop fan

To prevent blocking the fan has priority oil flow. If you need to move between pens or avoid drinkers you can pause/start the flow of straw at the touch of a button.

### 5 | Optimised processing

The bed and beater reverse time can be adjusted using the control box to optimise the performance with round / rectangular bales. The activation pressure for reversing is also adjustable using a thumb screw.

## BEDDING CLOSE TO NATURE

### Reduce dust for Loose Housing

The low speed crossbeater with auto-reverse function gently teases the bale apart, minimising the amount of dust that is created.

Straw is left long to create an effective bed structure, keeping livestock comfortable.

Bedding down is straightforward so straw can easily be applied 'little and often' to keep livestock clean.

#### Also for:

LANDSCAPING  
MULCHING  
POULTRY BEDDING





## customer REVIEW



### TELEHAWK T2

(NOW KNOWN AS THE 6200H)

**31% STRAW SAVING  
+ A MORE ABSORBENT BED!**



### SPREAD STRAW

UP TO 44' IN BEDDING AREAS

### BALE CAPACITY

1 X ROUND / 1 X RECTANGULAR


James Martin of Stonehall Farm, Sussex, purchased the Telehawk T2 after a successful demo.

"We used to bed our 160 suckler cows by hand, rolling out bales manually, which was very time-consuming. After trying the Teagle Telehawk T2, we quickly saw the benefits. We tested it on a barn that normally required four bales but was nearly covered after just two, showing us, we would save significantly on straw."

James also highlights the machine's efficiency: "The 280° swivel chute allows us to spread straw evenly while moving through the yard. The way the Telehawk teases apart the bales creates a more absorbent bed, leading to better manure consistency. The load-sensing mode prevents even the most challenging bales from jamming and keeps the straw flowing smoothly." He adds, "The Wifi controls are extremely convenient, staying in the telehandler cab all winter for easy access - one less thing to plug in and out."

James concludes,

**"Thanks to the Telehawk, we've reduced our straw usage from 65 bales a week to just 45. I highly recommend giving this machine a try—it never left our farm after the demo."**



Scan for  
VIDEO

# PAINT LINE investment

State of the art  
automated  
Primer Powder Booth

As part of our commitment to improving product quality, we have invested heavily into an ALL-NEW DOUBLE POWDER COAT PAINT LINE facility which became operational at the start of 2023.

Housed in a new purpose built 20,450ft<sup>2</sup> building, our new paint line replaces our previous single power coat line and delivers market leading paint quality.

The new system features state of the art automation through the following processes:

- 1 **Shot blasting**
- 2 **Primer Powder Application**
- 3 **Green Cure Oven**
- 4 **Top Coat Powder Application**
- 5 **Final Cure Oven**
- 6 **Quality Inspection**

The full powder recovery system cleans and recycles unused powder resulting in zero waste.

To improve paint adhesion, we have also invested further in our prepaint

processes, with parts cleaned and processed through a finishing machine, removing sharp edges and reducing the risk of paint failure on edges.

The result is a rounded edge, benefiting from two applications of powder coat paint which offers much greater protection from corrosion and chemical attack.


Our in-house quality control includes 1,000 hours of salt spray testing on sample parts to replicate a 10 year operating life.



Watch the video



Automated Shotblaster



Top Coat Powder Application



Quality Control Inspection



## QUALITY

All of our trailed implements are manufactured in accordance with In Homologation certification according Article 35 of Regulation (EU) No. 167/2013.

Achieving this certification requires a stringent quality control system to achieve Conformity of Manufacture.

The Teagle quality team operate a system that ensures continuous improvement in all of our processes from supplier auditing, internal training, activity documentation, and of course the final quality inspection.



## OUR FUTURE ENGINEERS

In order to future-proof our business, experienced members of our production team are complemented by our Apprentice Programme which delivers a broad range of qualified skills. Over 10% of our production team are currently either in, or graduated from, our programme which was established in 2021.

In partnership with our local further education college we can ensure academic rigour as well as broad experience with rotation through all of our production departments under the guidance and coordination of our Apprentice Mentor and Supervisor group.



## KING'S AWARD FOR EXPORT

Teagle is delighted to have won a King's Award for Enterprise for International Trade in recognition of its significant growth in Export Sales.

Through continuous design innovation and a commitment to manufacturing quality products Teagle have expanded a strong UK following to include farmers operating Teagle's market leading range of 'Tomahawk' Bale Processors in over 120 countries worldwide. Reliability and first class after-sales support is critical when operating overseas, and is provided through a team of over 50 experienced distributors, guided by Teagle's own export Sales Managers based in key markets who provide local backup to customers and feedback to the team back at base.



## AN IMMERSIVE EXPERIENCE!

Whether it's mastering crop rotation or expanding your farm, Farming Simulator provides an engaging and educational insight into the challenges of modern agriculture. Teagle are pleased to share the brand new Tomahawk 6200H model to assist you with looking after your virtual herd, available to download for free on the ModHub.

The detailed 6200H mod allows selection of the telehandler or tractor bracket type with fully functional loading gate, chute movement and bale processing operation.

Now available for PC and Console, you can also try out our brand new Tomahawk 8200 and C120 Tub Grinder models, as well as the Titan manure spreader.





# SPECIFICATIONS



**6100H**

**6200H**

**8200 M**

**8200 T**

**8250 M**

Chute	Swivel	Swivel	Swivel	Swivel	Swivel
Dual Chop	No	No	No	No	Yes
Silage	No	No	Yes	Yes	No
Straw	Spread	Spread	Spread	Spread	Chop/Spread
Crossbeaters	1	1	1	1	1
Capacity (ft³)	1.7	105	113	113	113
No. of 5' round bales	1	1	2	2	2
No. of 8' rect' bales (4'x 2'6" / 4'x4')	0.5	1/1	1/1	1/1	1/1
Bale chamber (tailgate down) W x H x L	50"x 31.5" 48"	56"x 48" x 114"	56" x 53" x 118"		
Blow distance (max.)	40ft	45ft	65ft	65ft	65ft
Min. tractor PTO HP	70HP	80HP	140HP	60HP	150HP
Overall width (chute closed)	◆68"◆71"	66"	74"	80"	74"
Overall length (tailgate up)	95"	106"	118"	162"	118"
Overall length (tailgate/bale clamp down)	106"	157"	189"	235"	189"
Overall height (chute closed)	81"	99"	96"	101"	96"
Unladen weight (lbs)	◆1713◆1891lbs	3328 lbs	4458 lbs	4879 lbs	4774 lbs
Tyre size	N/A	N/A	N/A	10.00/75-15.3	N/A
Oil flow rate (min/max) (l/min)	10.5-19.8gpm	15-31gpm	9-16gpm	9-16gpm	9-16gpm

◆= standard machine ◆= with bale clamp fitted

Standard/Optional Equipment	6100H	6200H	8200M	8200T	8250M
Side discharge chute	N/A	N/A	N/A	N/A	N/A
Hydro shield	N/A	N/A	□	□	□
Tailgate Extension	N/A	N/A	N/A	N/A	N/A
In-Line High Pressure Filter	N/A	■	■	■	■
Clevis Drawbar & Jack	N/A	N/A	N/A	□	N/A
Wide Angle PTO	N/A	N/A	N/A	□	N/A
Swivel Chute Extension	N/A	N/A	□	□	□
Auto Chain Lubrication	N/A	N/A	□	□	■
Ski-Jump Chute	N/A	□	□	□	□
SYNCHRO Control	N/A	N/A	■	■	■

Key: □ Optional Equipment ■ Standard Specification N/A Not Available

# SPECIFICATIONS



8250 T	8500 SC	8555 SC	9500	9500 SC	1010	1010 SC
Swivel	Swivel	Swivel	Side	Swivel	Side	Swivel
Yes	No	Yes	No	No	No	No
No	Yes	No	Yes***	Yes***	Yes***	Yes***
Chop/Spread	Yes	Yes	Yes	Yes	Yes	Yes
1	1	1	2	2	2	2
113	159	159	283	283	353	353
2	2	2	3	3	3***	3***
1/1	1/1	1/1	2/1	2/1	4/2	4/2
56" x 53" x 118"	67" x 49" x 117"		67" x 61" x 157"		67" x 62" x 224"	
65ft	72ft	72ft	82ft	72ft	82ft	72ft
80HP	80HP	80HP	80HP	80HP	80HP	80HP
80"	85"	85"	98"	87"	95	95"
162"	163"	163"	205"	205"	243"	243"
235"	212"	212"	249"	249"	313"	313"
101"	109"	109"	114"	114"	115"	115"
5196 lbs	4586 lbs	5324 lbs	6629 lbs	6651 lbs	7893 lbs	7915 lbs
10.00/75-15.3	12.50/80-15.3		305/55 R22		385/55 R22.5	
9-16gpm	9-16gpm	9-16gpm	9-16gpm	9-16gpm	9-16gpm	9-16gpm

8250T	8500 SC	8555 SC	9500	9500 SC	1010	1010 SC
N/A	N/A	N/A	■	N/A	■	N/A
□	□	□	□	□	□	□
N/A	□	□	□	□	■	■
■	■	■	■	■	■	■
□	□	□	□	□	□	□
□	□	□	□	□	□	□
□	□	□	□	□	□	□
■	□	■	□	□	□	□
□	□	□	N/A	□	N/A	□
■	N/A	N/A	N/A	N/A	N/A	N/A

The company's policy is one of continuous improvement and development, therefore specifications are subject to change without prior notice.

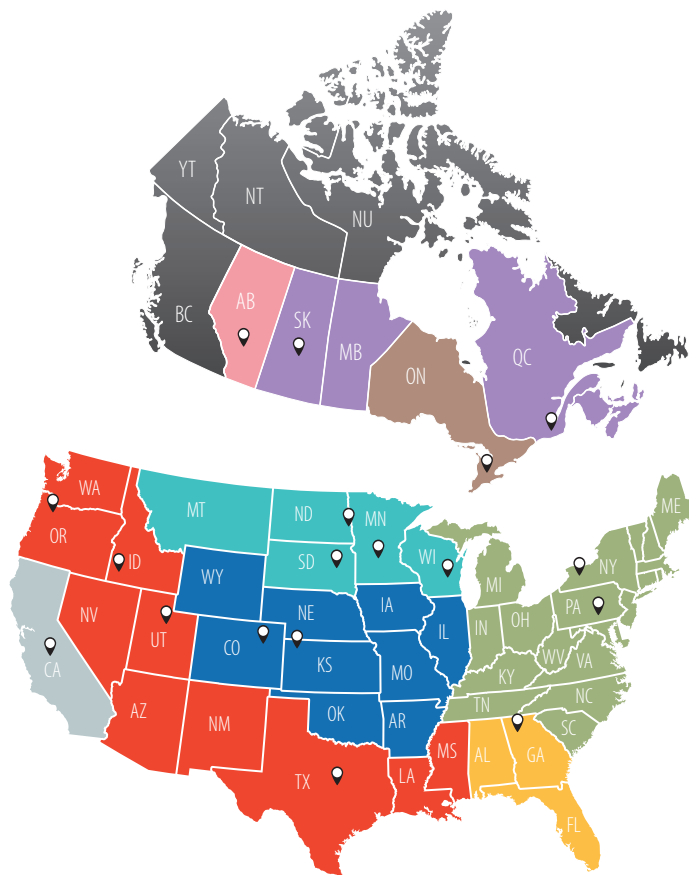
# Teagle

With over **85 years** experience in designing and manufacturing of agricultural machinery you can be confident when you choose Teagle.

Contact us today to discuss your individual requirements.

**CALL OUR SALES OFFICE**

**TOLL FREE**  
**855 383 2453**



**NORTH AMERICA SALES MANAGER Andy Robson** 252 292 0911

Toll Free: 1-855-383-2453 1-855-3TEAGLE salesna@teagle.co.uk www.teaglemachinery.com

**KEY:**

Distributor Locations ■ Beaver Valley Supply ■ Cummings & Bricker ■ Edney ■ General Implement ■ Harco ■ Implement Sales ■ Laird Manufacturing ■ MTI Canada ■ Tram Sales



Tomahawk 404M



Tomahawk 505FSM



Tomahawk C120

View our full range at **teagle.co.uk**

**Teagle Machinery Ltd** Blackwater, Truro, Cornwall TR4 8HQ

sales@teagle.co.uk www.teagle.co.uk Tel: +44 (0)1872 560592 teagle.co.uk

**TOM6200BOBDUSA**