



FERRI®


SALESBOOK

2024/2025 IN USD EFFECTIVE
FROM SEPT. 1. 2024

www.ferri-america.com

www.ferrisrl.it

HARCOAg
EQUIPMENT
HARRISTON, ON



**WORLD
LEADER
IN MOWER
TECHNOLOGY**

HOW TO CHOOSE THE RIGHT BOOM MOWERS FOR YOUR NEEDS

		Tractors HP												
models		20	25	30	35	40	50	60	70	80	90	100	110	120
Ferri range for USA	T250A		██████████											
	T320A		██████████											
	T380D					██████████								
	T430D						██████████							
	T460						██████████							
	TM46						██████████							
	TP490							██████████						
	TP600								██████████					
	TST50										██████████			
	TXV50									██████████				
	TXV60											██████████		

Which are the environmental conditions requested?

1	A	Verges - side of the road (no need for very long reach)	The all range can be suitable
	B	Banks - ditches - canals (need for long reach)	TP-TST-TXV

Mowing conditions ?

2	A	grass up 20" big	The all range is OK			
	B	grass more than 20" big	TM - TP - TST - TXV	What thickness?	up to 2"	T - TM - TP - TST
		bushes				up to 2" 1/4"
		shrubs			wood	
		branches				

How often will the boom mower be used?

3	A	short period per year (4-8 weeks) few hours per day (up to 4 hours)
	B	short period per year (4-8 weeks) several hours per day (up to 6 hours)
	C	long periods per year (8-16 weeks) several hours per day (up to 6 hours)


Our answer	AAA	T - TM	no oil cooler	
	AAB	T - TM - TP - TST	with oil cooler	
	AAC	TXV	with oil cooler	
	ABA	TM - TP - TXV	no oil cooler	Depending on thickness
	ABB	TM - TP - TXV - TST	with oil cooler	Depending on thickness
	ABC	TXV	with oil cooler	
	BAA	TP	no oil cooler	
	BAB	TP - TST	with oil cooler	
	BAC	TXV	with oil cooler	
	BBA	TP - TXV	no oil cooler	Depending on thickness
	BBB	TST - TXV	with oil cooler	
	BBC	TXV	with oil cooler	


INDEX





WARRANTY PROGRAM	4
-------------------------	----------

MOWERS	
MT	6
MKD	Front and rear mower 7

OFFSET/IN-LINE SLOPE MOWERS	
ZME	Central and offset mower 8
ZMGE	Central and offset mower 10
ZMTE PRO 	Central and offset mower 12
ZLE PRO	Central and offset mower 14
ZHE	Central and offset mower 16

BOOM MOWERS	
T350S	18
T350SI	20
T250A - T320A	22
T380D - T430D	24
T460	26
TM	28
TP	30
TST 50 Front Mount 	32
TXV Vision Energy	34

HYDRAULIC FLAIL MOWER FOR SKID LOADERS	
TSKID	36
TSKQ/F 	37
TSKQ/A - Forestry mulche with Depth Limiting Technology 	38

ATTACHMENTS	
Hydraulic Flail heads	39
Professional Flail heads	40
Implements	41
Tractor fittings	42

WEIGHTS & DIMENSIONS	43
SET UP TIMES	44

WARRANTY PROGRAM

After Sales Organization

In order to establish an efficient after sale service with prompt answers for the customers, FERRI Italy has appointed J.S. Woodhouse responsible for after sale service for USA and Canada. J.S. Woodhouse is also to receive all warranty claims and to distribute exclusively FERRI spare parts throughout the North America territories. Product Registration Cards as well as any Warranty Claims, Shipping Claims or Request of Product return, has to be submitted to

J. S. Woodhouse Co., Inc.
1314 Union Street
P.O. Box 1169
West Springfield, Ma. 01090 U.S.A.
tel. 800 537 9142 (toll free)
fax. 413-732-3786
Web: www.jswoodhouse.com
email: info@jswoodhouse.com

For any claim whose value is less than US \$ 350 J.S. Woodhouse is authorized to decide the Warranty. For claims of higher value J.S. Woodhouse will contact FERRI Italy After Sale Service who will take a prompt decision on the matter.

Warranty program

FERRI SRL equipment is warranted to be free from defects in material and/or workmanship. If a defect should exist, replacement or repair of the defective part and reimbursement to the authorized servicing agent for the replacement expenses are provided. Warranty begins on the date the product is delivered to the original purchasers of the product. Once the warranty period has begun it can not be stopped or interrupted and all warranties are non-transferable. Please remember that the final decision to accept or reject a warranty claim is based upon the information presented for each situation. To receive the proper credit considerations please include complete details on all failures and procedures required repairing the unit.

Warranty Period

FERRI warranties their products for a period of 1 year from date of purchase to the original end-user. This warranty excludes wearing parts, for example: flails, bearings, safety guards, rams' seals, cables, belts, PTO shaft, etc.. Should the machine remain unsold for a period of time over 18 months, the distributor is obliged to inform FERRI.

Warranty repair

- Either the FERRI warranty claim form or a standard warranty claim form that includes all the information that the FERRI claim requests can be submitted.
- All warranted parts will be reimbursed by J.S. WOODHOUSE at the distributor cost and the distributor will then credit the dealer's parts cost to the dealer.
- FERRI will reimburse up to \$ 80.00 per hour for all repairs.
- FERRI will not reimburse costs like travel expenses, hotel accommodations, fuel etc. which may occur for repairs
- Any claim requesting 3 or more hours will have to be accompanied by a detailed work report.
- FERRI reserves the right to adjust unreasonable labor time requests.

Dealer Responsibility

- Dealer must fill out the Product Registration Form after sale of the unit to the End-user.
- Dealers must fill out the warranty claim form completely and submit it within 15 days of the repair date to the FERRI distributor.
- Dealers must retain all damaged parts replaced under warranty for a period of 90 days after the repair date.
- Dealers must use FERRI supplied parts for all repairs. If FERRI does not offer a replaced part such as oil, the dealer needs to include their cost for the part.

Distributor Responsibility

- Distributors should review each claim. All claim forms must be filled out completely. Incomplete claims should be returned to the dealer for completion.
- Distributor signs the Warranty Claim Form and send it to J.S Woodhouse either per post or per E-mail.

FERRI Responsibility

Upon receipt of warranty claim, FERRI/WOODHOUSE will process the credit to the distributor within 30 days.

Warranty Coverage, Conditions, Exclusions and Limitations

FERRI SRL agrees to cover the cost of parts and a specified labor rate for any repair from a failure that was caused in the judgment of FERRI SRL to be a defect in material or workmanship.

This warranty is given to the first retail purchaser (other than for purposes of resale) only and is not transferable. This warranty does not cover damage resulting from other than defects in material or workmanship or damage caused by unreasonable use including the failure to provide reasonable and necessary maintenance as prescribed in your FERRI Owner's Manual.

This warranty does not allow for replacement on non-defective parts that may wear out with reasonable use within the warranty period of which may require replacement in connection with normal maintenance, such as, by way of example: flails, bearings, safety guards, rams' seals, cables, belts, PTO shaft etc.

In addition this warranty does not cover repairs performed due to neglect, abuse, or use of the equipment other than the application for which it is designed.

This warranty is invalid if the serial number for your FERRI machine is removed or defaced or if service for defects covered under this warranty is performed by other than an Authorized FERRI Servicing Dealer or FERRI factory Recommended Service Station.

This warranty applies only to FERRI machines sold within the United States of America and Canada.

The limited warranty is in lieu of all other warranties, express or implied, and all other warranties, including but not limited to the implied warranties of merchantability and fitness for a particular purpose, are expressly disclaimed. It is specifically acknowledged that in no event shall ferri be liable for incidental or consequential damages irrespective of the basis therefore.

Some states may not allow the limitation or exclusion of any implied warranty, so the above limitation may not apply to you. Some states do not allow the exclusion or limitation of incidental or consequential damages, so the above limitation or exclusion may not apply to you.

This warranty supersedes any other warranty on your FERRI machine, including any warranty contained in your Owner's Manual. This warranty gives you specific legal rights, and you may also have other rights, which vary from state to state. This warranty is given by:
FERRI SRL, Via C. Govoni, 30, 44034 Tamara (Fe) Italy.
Phone: 01139 0532 866866.

GENERAL TERMS OF SALE

PRICES:

the given prices are value-added tax excluded and can be modified without notice.

THE PRESENT PRICE LIST REPLACE AND CANCEL ALL PREVIOUS ONES.

DELIVERY:

Ex-works TAMARA (Ferrara) Italy. The goods are travelling at buyer's risk and danger also if it has been agreed free at destination.

SHIPMENT AND PACKAGING:

the machines, for storage and/or for transport reasons can be delivered partially dismantled; the working hours for mounting as well as the possible packaging are at buyer's cost.

DISPUTE:

every contractual aspect is controlled by the Italian law and for any dispute that could arise, the only competent Court is the Court of Ferrara (Italy).

MODIFICATIONS:

FERRI srl in the spirit to improve their production and/or for market reasons, reserve itself to modify in any moment their goods without being obliged to give advance notice. In this case the buyer has no right to cancel the contract.

ALL WEIGHT AND MEASURES SHOWN IN THIS PUBLICATION ARE APPROXIMATIVE AND NOT BINDING.

For more information:

Kent Zimmerman
North American Sales & Marketing Manager
402-677-3424c
k.zimmerman@ferrisrl.it



MOWERS FOR GRASS AND TWIGS



Equipped with:


Central and offset linkage
Adjustable rear roller



Adjustable belt-tensioner



Inner lining



Rotor bearing internally fitted

Pto shaft with overrun clutch

Side skids



WARNING

It is RECOMMENDED that you connect the equipment to the tractor and start it up for the first time together with your Dealer, following the instructions and paying attention to the warnings indicated in our use and maintenance manual. If you require further information, please contact our after-sales service.

For Set-up times please check page 44



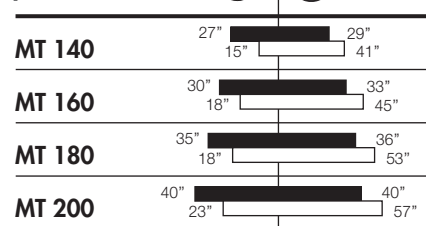
TECHNICAL DATA

Model	Cutting width ft.	Weight lbs	Three point linkage Cat.	Tractor HP min/max	Pto Rpm	Rotor Rpm	Overall width ft.	Blade tip speed ft/sec
MT140	4'7"	705	0 - I	30/45	540	2280	5'	150
MT160	5'3"	794	0 - I	35/50	540	2280	5'8"	150
MT180	5'10"	926	I - II	45/60	540	2280	6'4"	164
MT200	6'6"	1014	I - II	50/70	540	2280	7'	164

MACHINES

Model	Flails	Suggested Retail - \$
MT140	A 32 "Y" blades	8.294
	B 16 hammer blades	8.467
MT160	A 40 "Y" blades	8.942
	B 20 hammer blades	9.176
MT180	A 48 "Y" blades	9.975
	B 24 hammer blades	10.322
MT200	A 48 "Y" blades	10.322
	B 24 hammer blades	10.608

Working positions



Flails

Interchangeable on the same rotor

"Y" Blades for:
grass, twigs
Ø max 1 1/4"



Hammer blades for:
grass, twigs
Ø max 1 3/4"



A

Cod. 0901129

B

Cod. 0901134

• For packaging reason the mowers headstock on MT-MKD as well as the side skid kit on MT shall be delivered unbolted. Reassembling will have to be at dealers' charge.
• Attachment to the tractor 3 point hitch, including PTO shaft fitting, also at dealer's charge.



FRONT AND REAR MOWERS FOR PROFESSIONAL GREEN MAINTENANCE AND AGRICULTURE



TECHNICAL DATA

Model	Cutting width ft.	Total width ft.	Weight lbs	Three point linkage Cat.	Side shift ft.	Belts	Tractor HP min/max	Pto Rpm	Blade tip speed ft/sec
MKD 2300	7'6"	8'2"	1929	II - III	1'11"	4	75/130	1000*	177
MKD 2500	8'2"	8'9"	2216	II - III	2'3"	4	85/130	1000	167
MKD 2800	8'11"	9'7"	2304	II - III	2'3"	5	95/130	1000	167

(*) On request: Pto 540 Rpm, rotor 1900 Rpm, blade tip speed 50 m/sec.

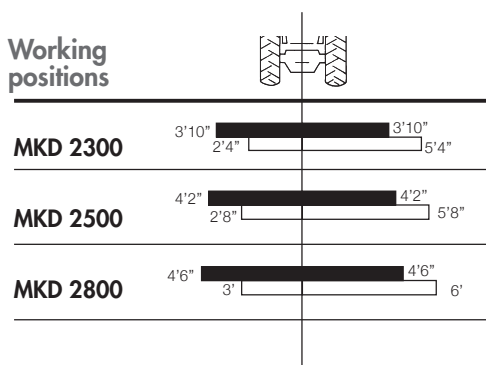
MACHINES

Model	Flails	Suggested Retail - \$
MKD 2300 A-B	72 Mutiuse Flails – 24 Forged Hammers	16.635
MKD 2500 A-B	78 Mutiuse Flails - 26 Forged Hammers	18.034
MKD 2800 A-B	84 Mutiuse Flails - 28 Forged Hammers	19.292

NB: versions

- Rear mount machine only (to mention at the time of order - Pto shaft included in machine price)
- Front and Rear (to mention at the time of order)

Working positions



Suitable for tractors equipped with one double acting valve



Flails

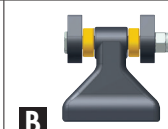
Interchangeable on the same rotor

Mutiuse flails for grass, bushes, shrubs, sticks, sticks Ø 1 3/4" max.

Forged hammerblades for: woods, twigs, grass Ø 2" max.



Cod. 0901146



Cod. 0901196

- For packaging reasons the mowers headstock on MT - MKD shall be delivered unbolted. Reassembling will have to be at dealers' charge.
- Attachment to the tractor 3 point hitch, including PTO shaft fitting, also at dealer's charge.



Equipped with:



- Revolving upper 3 point linkage for front and rear mounting
- Gearbox prearranged for rear (clockwise rotation) and front (anticlockwise rotation) mounting
- Side shift linkage with hydraulic cylinder
- Inner lining (for a better protection of the entire mowing body)
- Tightener pulley with axial floating, guarantees durability of the transmission by limiting the power dissipation in heat



- Adjustable rear roller
- (4 positions) Ø 6 1/2" with bolted on bearing housing ends
- Rotor internal bearing
- Spiral rotor with balancing shields
- Tubular slides (facilitate the translation of the shredder) with anti-wear pads
- Wear bar for cutting adjustment
- Hydraulic hoses with quick couplings
- Front guards with metal flaps
- Rear abrasion resistant rubbercloth guard
- PTO shaft

WARNING




It is RECOMMENDED that you connect the equipment to the tractor and start it up for the first time together with your Dealer, following the instructions and paying attention to the warnings indicated in our use and maintenance manual. If you require further information, please contact our after sales service.

For Set-up times please check page 44




OFFSET/IN-LINE SLOPE MOWERS SPECIFICALLY DESIGNED FOR COMPACT TRACTORS




Gearbox inside the drive housing.



Internal rotor bearing.



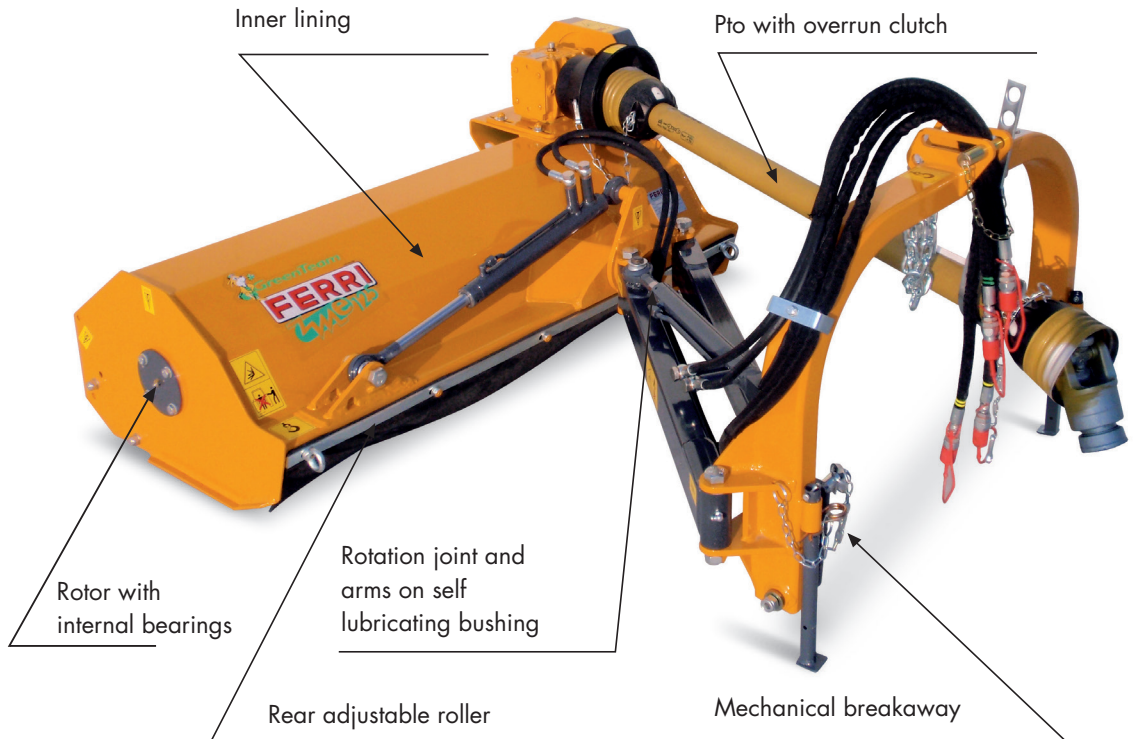
Inner lining.



Mechanical breakaway.

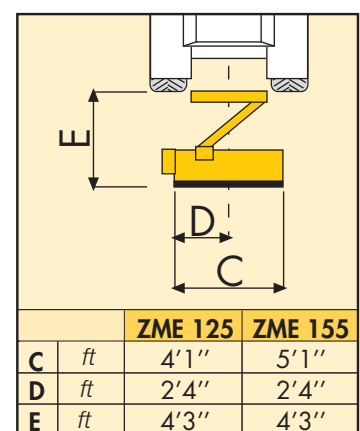
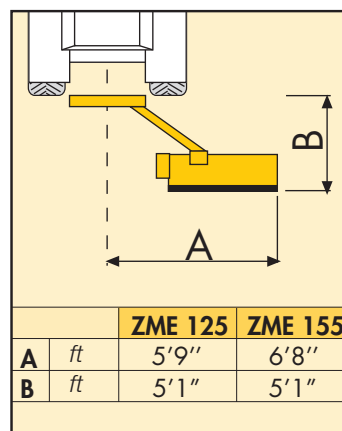
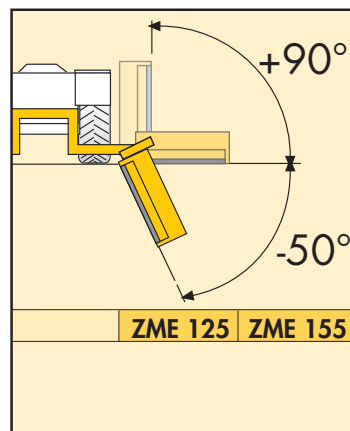


Rotor with internal sealed bearings



HP Tractor	18	25	30	40	Min. tractor weight <i>lbs</i>	Min. tractor width <i>ft.</i>
ZME125					1555	3'7"
ZME155					2000	3'11"

Working positions (m)



TECHNICAL DATA

Model	Cutting width	Max side-sliding*	Flail head angle	Weight	Three point linkage	Pto	Belts	Blade tip speed
	<i>ft.</i>	<i>ft.</i>	<i>degrees</i>	<i>lbs</i>	<i>Cat.</i>	<i>Rpm</i>	<i>n°</i>	<i>ft/sec</i>
ZME125	4'1"	5'9"	↓ 50° 90° ↑	511	I	540	3	150
ZME155	5'1"	6'8"	↓ 50° 90° ↑	575	I	540	3	150

* Reach measured from tractor centre line to head edge.

MACHINES

Model	Flails	Suggested Retail - \$
ZME125	56 Articulated "Y" blades	11.410
ZME155	72 Articulated "Y" blades	12.105

ACCESSORIES AT EXTRA CHARGE

Model	Suggested Retail - \$
Kit distributor with floating - in case the tractor is not equipped with double acting valves (Code ZME12501)	1.680

Equipped with:

- Hydraulic sideshift cylinder
- Hydraulic cylinder for head positioning
- Rotation joint and arms on self lubricating bushing
- Rear adjustable roller Ø 4" – 3 positions
- Main housing with inner lining
- Front and rear protection of flail head
- Pto with overrun clutch
- Packaging



Suitable for tractors equipped with 1 distributor with 2 double acting sections, one of which with floating. In case the tractor has only one acting, it will be necessary to fit the kit distributor with floating (see option.)

WARNING



It is RECOMMENDED that you connect the equipment to the tractor and start it up for the first time together with your Dealer, following the instructions and paying attention to the warnings indicated in our use and maintenance manual. If you require further information, please contact our after-sales service.



For Set-up times please check page 44

Flails

Articulated "Y" flails for grass and bushes
Ø max 1"

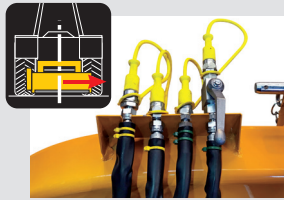
Cod. 0901133



- Any Ferri offset mower ZME - ZMGE - ZMTE Pro - ZLE Pro - ZHE will be supplied with parallel arms partially dismounted. Reassembling as per Ferri owner's manual will be at dealer's charge.
- Attachment to the tractor 3 point hitch, including PTO shaft fitting, also at dealer's charge.



OFFSET/IN-LINE SLOPE MOWERS FOR AGRICULTURE AND GREEN AREAS



Hydraulic block tap for transport with manual activation (no chains or holders)



Mechanical block pin for transport (no chains or holders)





Floating frame following the ground contours



Hydraulic side shift cylinder fitted within the parallel arms for better protection during work.



Rotor internal sealed bearings

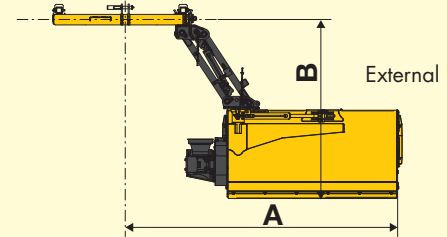
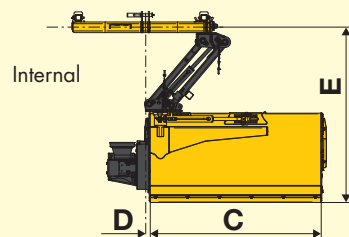
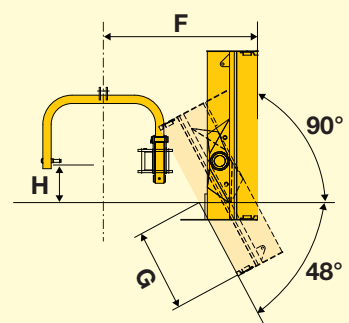


Gearbox unit outside the transmission cover (more offset and less PTO angle).

HP Tractor	40	50	60	70	Min. tractor weight lbs	Min. tractor width ft.
ZMGE 1400	[Green bar]				3527	4' 11"
ZMGE 1600	[Green bar]				3748	4' 11"

Working positions: right hand linkage

	ZMGE1400	ZMGE1600
A ft	8'6"	9'2"
B ft	5'11"	5'11"
C ft	4'8"	5'4"
D ft	0'5"	0'5"
E ft	5'8"	5'8"
F ft	5'5"	5'5"
G ft	3'4"	4'
H ft	1'4"	1'4"



TECHNICAL DATA

Model	Cutting width ft.	Max side-sliding* ft.	Flail head angle		Weight lbs	Three point linkage Cat.	Pto Rpm	Belts n°	Blade tip speed ft/sec
			degrees						
ZMGE1400	4'8"	8'6"	↓ 48°	90° ↑	981	I - II	540	3	47
ZMGE1600	5'4"	9'2"	↓ 48°	90° ↑	1025	I - II	540	3	47

* Reach measured from tractor centre line to head edge.

MACHINES

Model	Flails8	Suggested Retail - \$
ZMGE1400	B 18 Hammer blades	13.257
	A 54 "Y" blades	13.345
ZMGE1600	B 22 Hammer blades	13.539
	A 66 "Y" blades	13.644

ACCESSORIES AT EXTRA CHARGE

	Suggested Retail - \$
Kit distributor with 2 levers and floating position (ZL1605)	1.698
Kit Cat. II pins (code ZMT1615)	114
Wide angle PTO shaft - (ZMT2010) only if ordered with the machine	1.953
Hydraulic breakaway kit (ZML1605)	273



Suitable for tractors equipped with 1 distributor with 2 double acting sections, one of which with floating. In case the tractor has only one acting, it will be necessary to fit the kit distributor with floating (see option.)

Flails

Interchangeable on the same rotor

Multiuse blades for:
grass, shrubs, bushes
Ø max 1 1/4"



A

Cod. 0901158

Forged hammer-blades for:
woods, grass, twigs
Ø max 1 3/4"



B

Cod. 0901194

- Any Ferri offset mower ZME - ZMGE - ZMTE Pro - ZLE Pro - ZHE will be supplied with parallel arms partially dismantled. Reassembling as per Ferri owner's manual will be at dealer's charge.
- Attachment to the tractor 3 point hitch, including PTO shaft fitting, also at dealer's charge.
- Side skid kits will be supplied separately. Relevant mounting as per instructions will be at dealer's charge.

Equipped with:

- Gearbox is fitted outside the transmission cover (more reach and less pto shaft angle)
- Double locking system for transport (this avoids accidental tilting or side movement of the flail head) no need for chains or holders
- Floating frame (the joint pin on the tractor side allows the head system to follow the ground, protecting the arm structure)
- Gearbox with free wheel
- Hydraulic side shift cylinder fitted within the parallel arms for better protection during work
- Hydraulic cylinder for head positioning
- Rotation joint and parallel arms on self lubricating bushings
- Heat treated pins
- Rotor internal sealed bearing
- Adjustable Rear Roller ø 5.5"
- Front guard with metal flaps
- Reinforced Pto Shaft
- Packaging (pallet)
- Adjustable side skids

WARNING



It is RECOMMENDED that you connect the equipment to the tractor and start it up for the first time together with your Dealer, following the instructions and paying attention to the warnings indicated in our use and maintenance manual. If you require further information, please contact our after sales service.



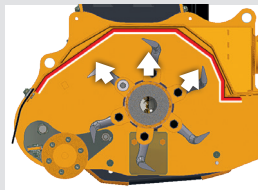
For Set-up times
please check page 44



OFFSET/IN-LINE SLOPE MOWERS FOR AGRICULTURE AND GREEN AREAS



Gearbox external to the drive housing.



Inner lining "Full coverage" Domex 700 Steel.



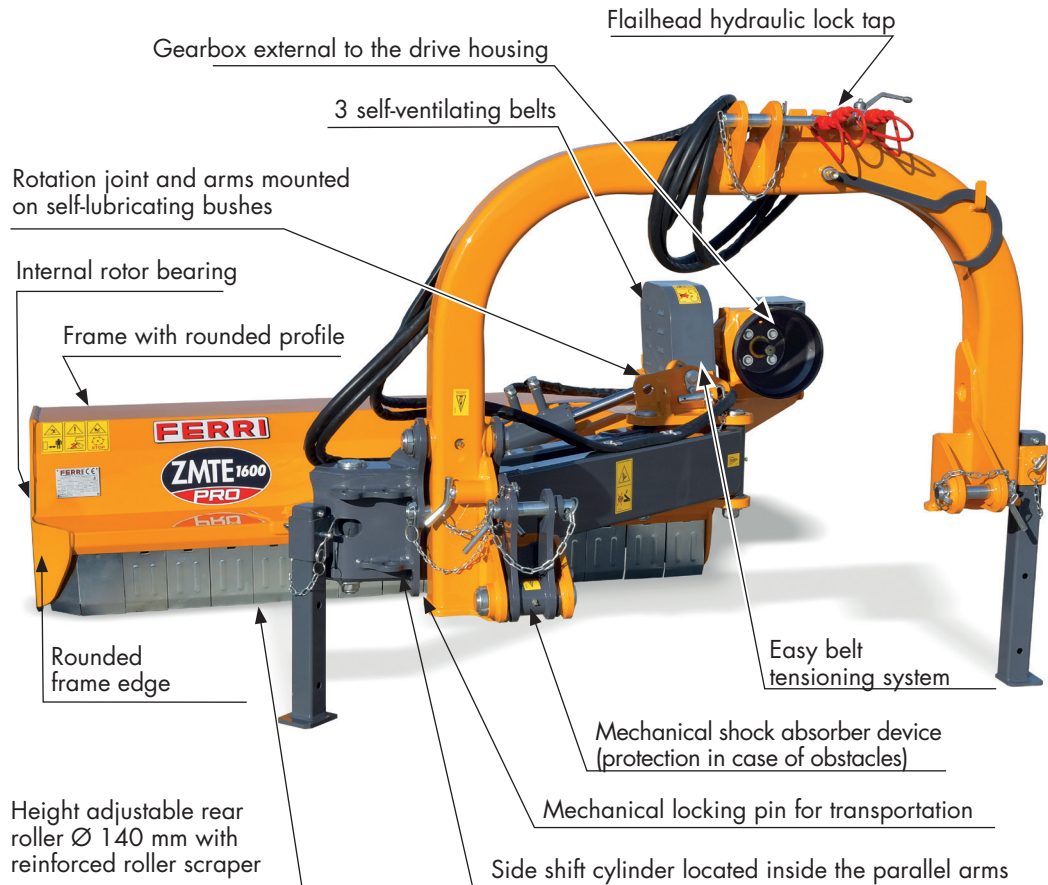
Mechanical shock absorber device (protection in case of obstacles).



Floating flail body frame, self-leveling to the ground.

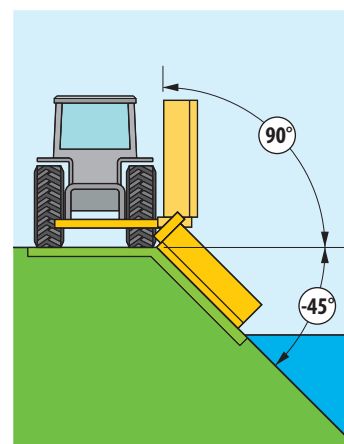
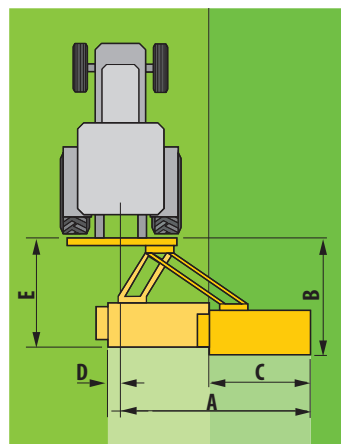


Mechanical locking pin for transportation, (no chains, no brackets).



HP Tractor	60	70	80	Min. tractor weight lbs	Min. tractor width ft.
ZMTE PRO 1600	[Green bar]			5291	5'11"
ZMTE PRO 1800	[Green bar]			5291	6'7"
ZMTE PRO 2000		[Green bar]		5732	7'3"
ZMTE PRO 2300		[Green bar]		5732	7'7"

Working positions



	ZMTE PRO 1600	ZMTE PRO 1800	ZMTE PRO 2000	ZMTE PRO 2300
	ft	ft	ft	ft
A	9'2"	9'10"	10'6"	11'4"
B	6'6"	6'6"	6'6"	6'6"
C	5'5"	6'1/2"	6'8"	7'5"
D	1"	1"	1"	1"
E	6'1"	6'1"	6'1"	6'1"

TECHNICAL DATA

Model	Cutting width	Max side-sliding*	Flail head angle		Weight	Three point linkage	Pto	Belts	Blade tip speed
	ft.		degrees						
ZMTE PRO 1600	5'5"	9'2"	45°	90°	1336	II	540	3	177'
ZMTE PRO 1800	6'1/2"	9'10"	45°	90°	1398	II	540	3	177'
ZMTE PRO 2000	6'8"	10'6"	45°	90°	1444	II	540	3	177'
ZMTE PRO 2300	7'5"	11'4"	45°	90°	1556	II	540	4	177'

* Reach measured from tractor centre line to head edge.

MACHINES

Model	Flails		Suggested Retail - \$
ZMTE PRO 1600	A	40 "Y" Blades	16.715
	B	20 hammer blades	16.957
ZMTE PRO 1800	A	48 "Y" Blades	16.941
	B	24 hammer blades	17.258
ZMTE PRO 2000	A	48 "Y" Blades	17.116
	B	24 hammer blades	17.442
ZMTE PRO 2300	A	52 "Y" Blades	17.769
	B	26 hammer blades	18.082

ACCESSORIES AT EXTRA CHARGE

	Suggested Retail - \$
Kit distributor with floating (code ZL1605)	1.614
Wide angle PTO shaft - ZMT2010 (only if ordered with the machine)	1.856
NG rear roller kit for ZMTE1600 Pro	1.246
NG rear roller kit for ZMTE1800 Pro	1.246
NG rear roller kit for ZMTE2000 Pro	1.246
NG rear roller kit for ZMTE2300 Pro	1.246



Suitable for tractors equipped with 1 distributor with 2 double acting sections, one of which with floating. In case the tractor has only one acting, it will be necessary to fit the kit distributor with floating (see option.)

Flails

Interchangeable on the same rotor

"Y" blades for:
grass, shrubs, bushes
Ø max 1 1/4"



A

Cod. 0901129

Forged hammer-blades for:
woods, grass, twigs
Ø max 1 3/4"



B

Cod. 0901134

- Any Ferri offset mower ZME - ZMGE - ZMTE Pro - ZLE Pro - ZHE will be supplied with parallel arms partially dismantled. Reassembling as per Ferri owner's manual will be at dealer's charge.
- Attachment to the tractor 3 point hitch, including PTO shaft fitting, also at dealer's charge.
- Side skid kits will be supplied separately. Relevant mounting as per instructions will be at dealer's charge.

FERRI®

Equipped with:

- Universal three point linkage ISO cat. 2.
- Gear unit pdf 540 rpm in OFFSET position, box support bolted to the frame.
- Inner lining "Full coverage" Domex 700.
- Internal rotor bearings.
- Head positioning hydraulic cylinder and mechanical safety device for transport.
- Lateral parallelogram offset with protected adjustable hydraulic cylinder.
- Rotation joint and arms mounted on self-lubricating bushes.
- Floating flail body frame, self-leveling to the ground.
- Mechanical shock absorber device (protection in case of obstacles).
- Transport position with mechanical safety device.
- Easy belt tensioning system.
- FerriPERFECT, electronic balancing system and two-phase numerical control of the rotor.
- Reinforced "OVERLAP" double row spiral rotor.
- Height adjustable rear roller Ø 140 mm. with reinforced roller scraper.
- Front guard with steel flaps.
- Rear guard with reinforced wear resistant rubber cloth.
- Hexalobate profile PTO shaft with reinforced cruises.
- Packaged on a separate pallet.
- Accident prevention protections according to EC directives.
- Adjustable side skids.

WARNING



It is RECOMMENDED that you connect the equipment to the tractor and start it up for the first time together with your Dealer, following the instructions and paying attention to the warnings indicated in our use and maintenance manual. If you require further information, please contact our after sales service.



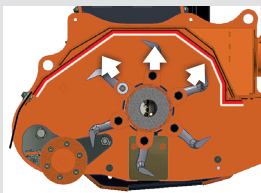
For Set-up times
please check page 44



PROFESSIONAL OFFSET/IN-LINE SLOPE MOWERS FOR MUNICIPAL AND GREEN AREAS



Gearbox unit outside the transmission for more homogeneous mulching.



Double skin mulching frame with inter-anl "Full Coverage" layer in Strenx 700



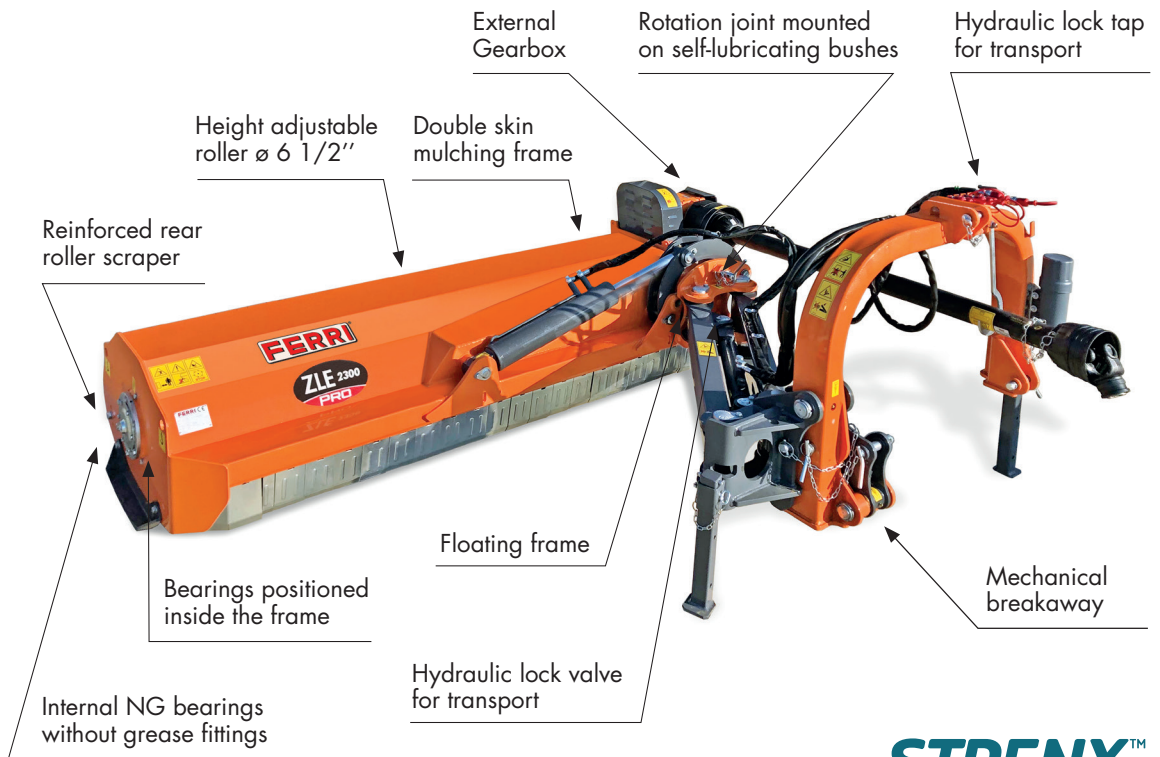
Mechanical shock absorber device, total protection in case of collision with obstacles



Rotor support with bearings positioned inside the frame

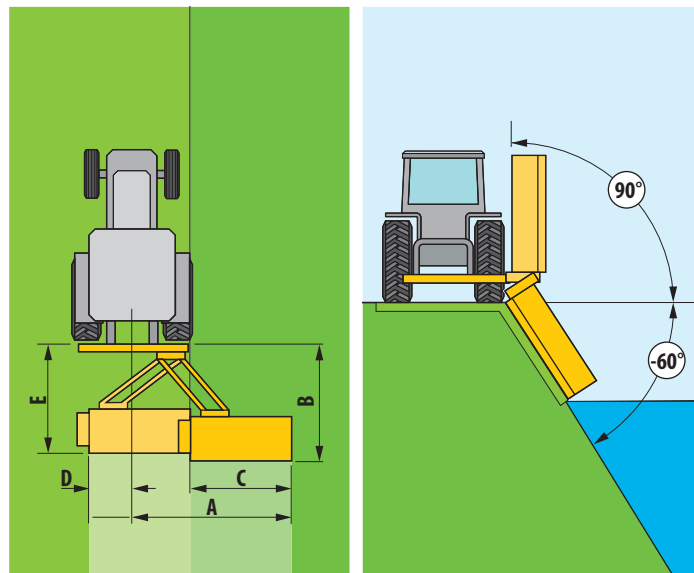


Rear roller support with internally fixed bearings NG without grease fittings



HP Tractor	60	70	80	90	100	110	120	Min. tractor weight lbs	Min. tractor width ft.
ZLE PRO 1800	[Green bar]							6173	6'7"
ZLE PRO 2000		[Green bar]						6620	7'3"
ZLE PRO 2300			[Green bar]					7050	7'7"

Working positions



	ZLE PRO 1800	ZLE PRO 2000	ZLE PRO 2300
	ft	ft	ft
A	9'11"	10'6"	11'4"
B	6'6"	6'6"	6'6"
C	6'0"	6'8"	7'6"
D	5'1/2"	5'1/2"	5'1/2"
E	6'4"	6'4"	6'4"

TECHNICAL DATA

Model	Cutting width	Max side-sliding*	Flail head angle		Weight	Three point linkage	Pto	Belts	Blade tip speed
	ft.		degrees						
ZLE PRO 1800	6'0"	9'11"	↓ 60°	90° ↑	1830	II	540	4	174
ZLE PRO 2000	6'8"	10'6"	↓ 60°	90° ↑	1896	II	540	4	174
ZLE PRO 2300	7'6"	11'4"	↓ 60°	90° ↑	2000	II	540	4	174

* Reach measured from tractor centre line to head edge.

MACHINES

	Suggested Retail - \$
ZLE PRO 1800 A	24.315
ZLE PRO 1800 B	24.280
ZLE PRO 2000A	24.764
ZLE PRO 2000 B	24.623
ZLE PRO 2300A	25.573
ZLE PRO 2300 B	25.450

ACCESSORIES AT EXTRA CHARGE

	Suggested Retail - \$
Rear panel kit (L000290)	1.698
Wide angle PTO shaft (ZMT2010) only if ordered with the machine	1.953



Suitable for tractors equipped with 1 distributor with 2 double acting sections, one of which with floating. In case the tractor has only one acting, it will be necessary to fit the kit distributor with floating (see option.)

Flails

Interchangeable on the same rotor ("Overlap")

Forged hammer-blades for: woods, grass, twigs
Ø max 1 3/4"

Multiuse blades for:
grass, bushes, shrubs, sticks
Ø max 1 1/4"



A



B

Cod. 0901196

ZLE PRO 1800 n° 18
ZLE PRO 2000 n° 20
ZLE PRO 2300 n° 22

Cod. 0901146

ZLE PRO 1800 n° 54
ZLE PRO 2000 n° 60
ZLE PRO 2300 n° 66

- Any Ferri offset mower ZME - ZMGE - ZMTE Pro - ZLE Pro - ZHE will be supplied with parallel arms partially dismantled. Reassembling as per Ferri owner's manual will be at dealer's charge.
- Attachment to the tractor 3 point hitch, including PTO shaft fitting, also at dealer's charge.
- Side skid kits will be supplied separately. Relevant mounting as per instructions will be at dealer's charge.

Equipped with:

- Universal three point linkage ISO cat. 2.
- Gearbox unit pdf 540 rpm in OUTSIDE position, gearbox support screwed to the frame.
- Double skin mulching frame with interanal "Full Coverage" layer in Sttrenx 700.
- Rotor bearings positioned inside the frame.
- Hydraulic ram for mulching head positioning and 2 hydraulic safety devices for transport.
- Sideshift with protected adjustable hydraulic cylinder.
- Rotation joint and arms mounted on self-lubricating bushes.
- Floating flail body frame, self-leveling to the ground.
- Mechanical shock absorber device, total protection in case of collision with obstacles.
- Mechanical safety in transport.
- Easy transmission belt tensioning system.
- FerriPERFECT, electronic balancing system and two-phase numerical control of the rotor.
- Reinforced "OVERLAP" double row spiral rotor.
- Adjustable rear roller Ø 6 1/2" with NG bearing supports and reinforced roller scraper.
- Front guard with steel flaps.
- Rear guard with reinforced wear resistant rubber cloth.
- Hexalobate profile PTO shaft with reinforced cruises.
- Symmetrical wear-resistant skids.
- Packaged on a separate pallet.
- Accident prevention protections according to EC directives.

WARNING



It is RECOMMENDED that you connect the equipment to the tractor and start it up for the first time together with your Dealer, following the instructions and paying attention to the warnings indicated in our use and maintenance manual. If you require further information, please contact our after sales service.



For Set-up times
please check page 44



OFFSET/IN-LINE SLOPE MOWERS FOR PROFESSIONALS AND GREEN AREAS



Mechanical breakaway with spring assisted device.



"Overlap" spiral rotor with two spiral rows, reinforced to 0.4" section for either hammer blades and multiuse flails.



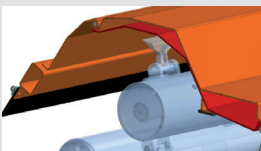
Rear adjustable roller 6 1/2"



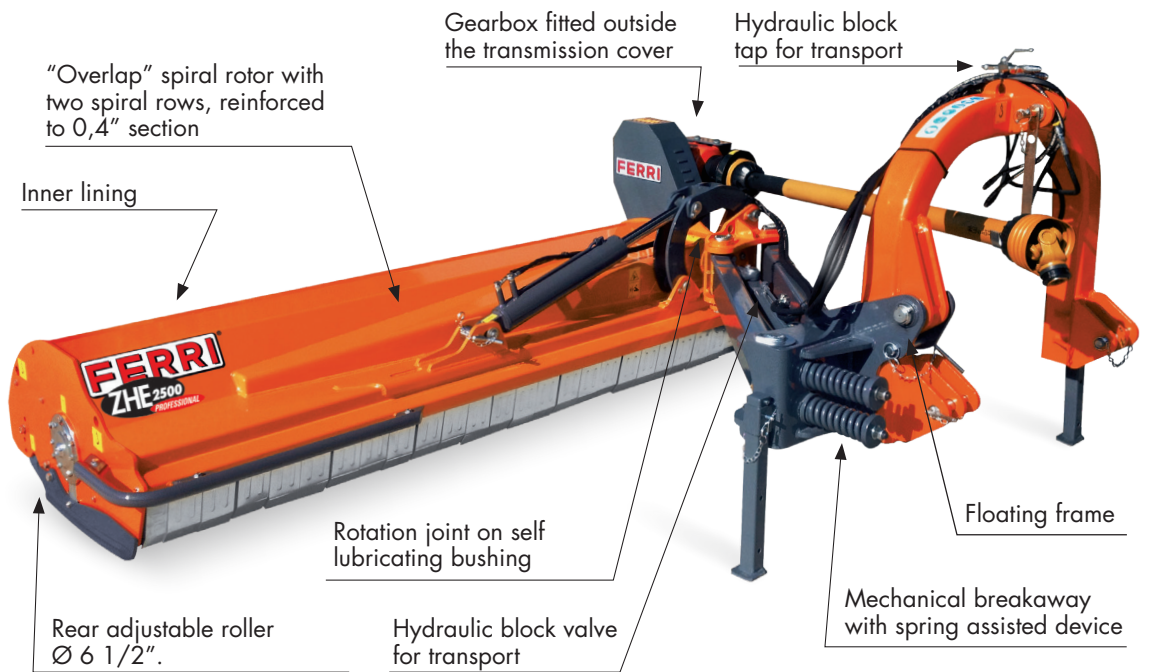
Adjustable side skids.



Rotation joint on self lubricating bushing.



Inner lining for a complete protection of the frame.



Gearbox unit outside the transmission cover (more-side sliding).



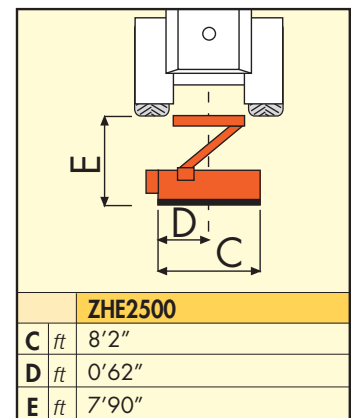
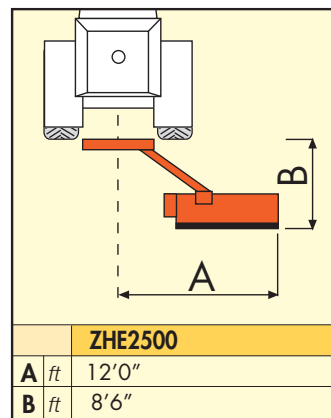
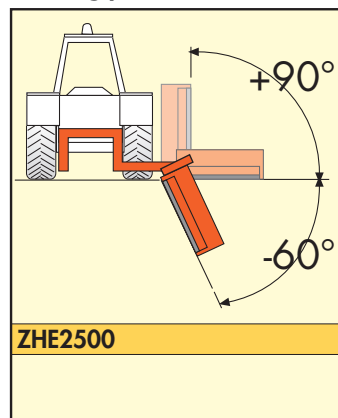
Hydraulic block valve for transport with automatic activation (no chains or holders).



Hydraulic block tap for transport with manual activation (no chains or holders).

HP Tractor	100	110	120	130	140	150	160	Min. tractor weight lbs	Min. tractor width ft.
ZHE2500 Dynamic								8818	7'5"

Working positions



TECHNICAL DATA

Model	Cutting width	Max side-sliding*	Flail head angle	Weight	Three point linkage	Pto	Belts	Blade tip speed
	ft.	ft.	degrees	lbs	Cat.	Rpm	n°	ft/sec
ZHE2500 Dynamic	8'2"	12'0"	↓ 60° 90° ↑	2992	II - III	540	5	174

* Reach measured from tractor centre line to head edge.

MACHINES

Model	Suggested Retail - \$
ZHE 2500 Dynamic	27.860

ACCESSORIES AT EXTRA CHARGE



	Suggested Retail - \$
Kit distributor with floating (code ZL1605)	1.698
Wide angle PTO shaft (code ZHE2505)	2.006



Suitable for tractors equipped with 1 distributor with 2 double acting sections, one of which with floating. In case the tractor has only one acting, it will be necessary to fit the kit distributor with floating (see option.)

Flails

Interchangeable on the same rotor ("Overlap")

Forged hammer-blades for: woods, grass, twigs Ø max 2"	Multiuise blades for: grass, bushes, shrubs, sticks Ø max 1 1/2"
	
Cod. 0901196	Cod. 0901146
n° 26	n° 78

- Any Ferri offset mower ZME - ZMGE - ZMTE Pro - ZLE Pro - ZHE will be supplied with parallel arms partially dismantled. Reassembling as per Ferri owner's manual will be at dealer's charge.
- Attachment to the tractor 3 point hitch, including PTO shaft fitting, also at dealer's charge.
- Side skid kits will be supplied separately. Relevant mounting as per instructions will be at dealer's charge.

Equipped with:

- Gearbox is fitted outside the transmission cover (more-side sliding and less pto shaft angle)
- Belt transmission (5 belts)
- Hydraulic block valve for transportation with automatic activation (this avoids accidental side movements of the flail head without operator's intervention or the use of chains or holders).
- Hydraulic block tap for transportation with manual activation (this avoids accidental leaning of the mowing body without use of chains or holders).
- Inner lining (sheet metal protection for the whole flail head).
- Mechanical breakaway with spring assisted device
- "OVERLAP" spiral rotor with two spiral rows reinforced with a 0,4" section for forged hammerblades and multiuse flails.
- 6-rows-rotor reinforced with a 2/5" section for articulated flails.
- Adjustable counterblade (to adjust the size of the debris).
- Rear adjustable roller Ø 6 1/2".
- Floating frame to follow the ground contours.
- Adjustable side skids.
- Rotation joint and parallelogram arms on self lubricating bushing.
- Gearbox overrunning clutch.
- Hydraulic side shift cylinder fitted within the parallel arms for better protection during work.
- Front guard with metal flaps and rear guard with rubber.
- Reinforced Pto shaft.

WARNING



It is RECOMMENDED that you connect the equipment to the tractor and start it up for the first time together with your Dealer, following the instructions and paying attention to the warnings indicated in our use and maintenance manual. If you require further information, please contact our after sales service.



For Set-up times
please check page 44

HP 8 available cutter bar



T350S

BOOM MOWERS WITH HEDGES CUTTERBAR FOR GREEN AREA LIGHT GREEN MAINTENANCE



Arms with circular section H.T.R. (High Torsion Resistance).



Cutter bar for hedges CS150.



Dependent hydraulic system.

Arms with circular section H.T.R. (High Torsion Resistance)

Hydraulic control valve with 4 cable controls

Dependent hydraulic system



Cutter bar for hedges CS150

Hydraulic control valve with maximum pressure valve

Left hand operation



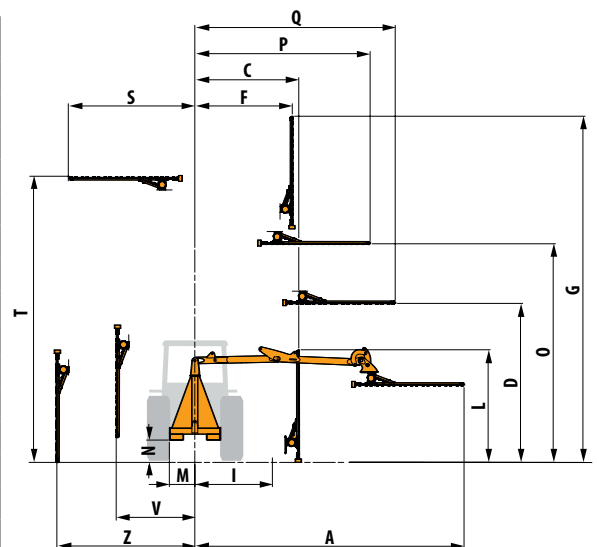
Cable controls

Reliability and simply use. Standard on all machines Classic.

HP Tractor	15	20	25	30	35	40	45	50	Min. tractor weight lbs	Min. tractor width ft
T350S									1543	3'3"

Working positions

		T350S
A	ft	11'11"
C	ft	4'7"
D	ft	7'0"
F	ft	4'4"
G	ft	15'3"
I	ft	3'7"
L	ft	4'12"
M	ft	1'2"
N	ft	0'12"
O	ft	9'8"
P	ft	7'9"
Q	ft	8'10"
S	ft	5'8"
T	ft	12'10"
V	ft	4'2"
Z	ft	6'8"



TECHNICAL DATA

Model	Max horizontal reach*	Weight	Three point linkage	Pressure	Required oil flow	Rotor	Flail head angle
	<i>ft</i>	<i>lbs</i>	<i>Cat.</i>	<i>Psi</i>	<i>gal/min.</i>	<i>Rpm</i>	
T350S	11'11"	507	I - II	2030	5.90	-	228°

* Reach measured from tractor centre line to head edge.

MACHINES WITH CABLE CONTROLS "CLASSIC"

Model	Suggested Retail - \$
T350S with cutterbar for hedges CS150	11.767

OPTION AT AN EXTRA CHARGE DELIVERED SEPARATELY AS A KIT **

	Suggested Retail - \$
Stabilizers to the tractor (code TST5017)	378
"Delta yoke" for stabilizers (cod. TD3703)	378
Stabilizers for "Delta yoke" (cod. TGA4611)	317

** Installation not included - separate packing

FLAIL HEAD	CS150
Rod lenght (ft)	4'11"
Weight (lbs)	110

CS 150
Cutter bar



Flails

Description

Cutter bar for hedges
Ø max 1/2"

• Attachment to the tractor 3 point hitch: at dealer's charge. It includes: fitting of the 'delta bracket' and adaption of the stabilizers to the tractor 3 point hitch, fitting of the controls in the cabine and Pto shaft fitting

Equipped with:

- 3 point ISO universal linkage CAT 1 and 2.
- Dendendent hydraulic system.
- Cable controls (Classic).
- Arms with circular section H.T.R.(High Torsion Resistance).
- 2 parking stands.
- Accident prevention protections according to EC directives.
- Cutter bar CS150 with 32cc motor.
- Packaging on crate included

WARNING



It is RECOMMENDED that you connect the equipment to the tractor and start it up for the first time together with your Dealer, following the instructions and paying attention to the warnings indicated in our use and maintenance manual. If you require further information, please contact our after sales service.



For Set-up times
please check page 44

HP 10 available cutter bar




BOOM MOWERS WITH HEDGES CUTTERBAR FOR GREEN AREA LIGHT GREEN MAINTENANCE



Independent hydraulic system.



STC (Self Tilt Control) automatic recognition of the vertical and / or horizontal cutter bar position and self-maintenance of the acquired position by means of a button placed on the joystick (standard with SP Tronic Controls).



Arms with circular section H.T.R. (High Torsion Resistance).



Cutter bar for hedges CS150.

Arms with circular section H.T.R. (High Torsion Resistance)

Distributor cover (only in the SP Tronic version)



Left hand operation



Independent hydraulic system

Cutter bar for hedges CS150



Cable controls
Reliability and simply use. Standard on all machines Classic.



Simple Proportional Tronic

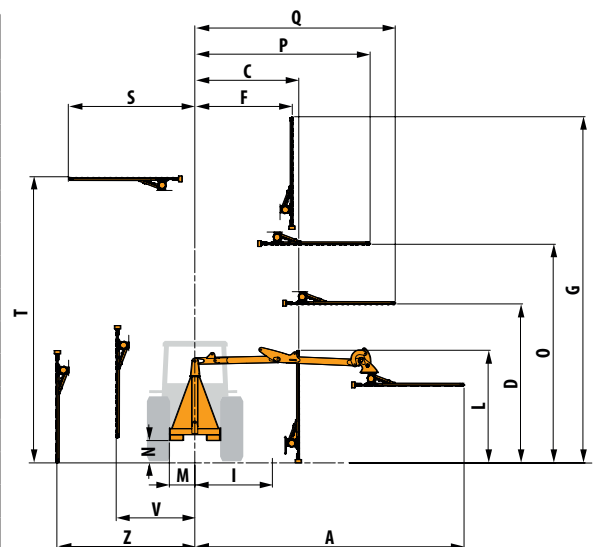
Proportional electric control with 3 proportional functions, electric starter of the hedgetrimmer, emergency stop and automatic control of the inclination of the hedgetrimmer bar by means of a button on the joystick.



HP Tractor	15	20	25	30	35	40	45	50	Min. tractor weight lbs	Min. tractor width ft
T350SI									1984	3'3"

Working positions

		T350SI
A	ft	11'11"
C	ft	4'7"
D	ft	7'0"
F	ft	4'4"
G	ft	15'3"
I	ft	3'7"
L	ft	4'12"
M	ft	1'2"
N	ft	0'12"
O	ft	9'8"
P	ft	7'9"
Q	ft	8'10"
S	ft	5'8"
T	ft	12'10"
V	ft	4'2"
Z	ft	6'8"



TECHNICAL DATA

Model	Max horizontal reach*	Weight	Three point linkage	Rotor	Flail head angle
	<i>ft</i>	<i>lbs</i>	<i>Cat.</i>	<i>Rpm</i>	
T350SI	11'11"	705	I - II	-	228°

* Reach measured from tractor centre line to head edge.

MACHINES WITH CABLE CONTROLS "CLASSIC"

Model	Suggested Retail - \$
T350SI with cutterbar for hedges CS150	15.136

MACHINES WITH "SP TRONIC" CONTROLS

Model	Suggested Retail - \$
T350SI with cutterbar for hedges CS150	21.321

OPTION AT AN EXTRA CHARGE DELIVERED SEPARATELY AS A KIT **

	Suggested Retail - \$
Stabilizers to the tractor (code TST5017)	378
"Delta yoke" for stabilizers (cod. TD3703)	378
Stabilizers for "Delta yoke" (cod. TGA4611)	317

** Installation not included - separate packing

FLAIL HEAD	CS150
Rod length (ft)	4'11"
Weight (lbs)	110

**CS 150
Cutter bar**




Equipped with:

- 3 point ISO universal linkage CAT 1 and 2.
- Independent hydraulic system.
- Cable controls (Classic).
- Proportional electronic control (Simple Proportional Tronic
- STC: automatic cutter bar grade control (only in the SP Tronic version).
- Arms with circular section H.T.R. (High Torsion Resistance).
- Gearbox and hydraulic pumps straight from tractor pdf.
- Distributor cover (only in the SP Tronic version).
- 3 parking stands.
- Accident prevention protections according to EC directives.
- Cutter bar CS150 with 100 cc motor.
- Packaging on crate included

WARNING



It is RECOMMENDED that you connect the equipment to the tractor and start it up for the first time together with your Dealer, following the instructions and paying attention to the warnings indicated in our use and maintenance manual. If you require further information, please contact our after-sales service.

 For Set-up times please check page 44

Flails

Description

Cutter bar for hedges
Ø max 1/2"

• Attachment to the tractor 3 point hitch: at dealer's charge. It includes: fitting of the 'delta bracket' and adaption of the stabilizers to the tractor 3 point hitch, fitting of the controls in the cabine and Pto shaft fitting

HP 20 available to the rotor
HP 31 max to hydraulic motor



T250A T320A

BOOM MOWERS FOR AGRICULTURE AND LIGHT GREEN MAINTENANCE

Totally independent hydraulic system with twin pumps

Drop forged parts for arm linkages

Circular section power arms High Torsion Resistance

Inner lining

Reversible rotor

Adjustable rear roller

Gear pump

Drop forged parts for arm linkages

Mechanical breakaway

Gear motor



Classic
Cable controls
Reliability and simply use.
Standard on all machines



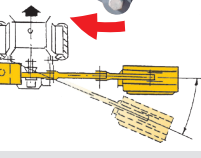
Electra Full
Monolever electric control
with rotor's electric switch



Floating head system



Adjustable rear roller




Mechanical breakaway



Circular section power arms High Torsion Resistance



Drop forged parts for arm linkages

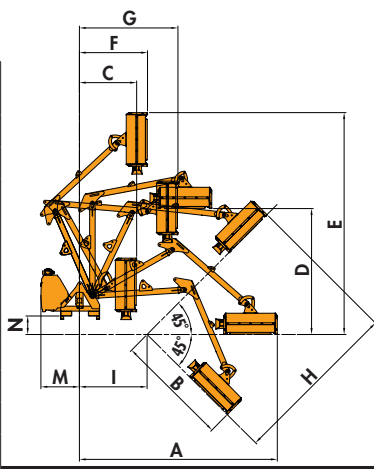


Oil cooler with thermostat (optional)

HP Tractor	20	25	30	35	40	Min. tractor weight lbs	Min. tractor width ft
T250A						1543	3'3"
T320A						1984	3'11"

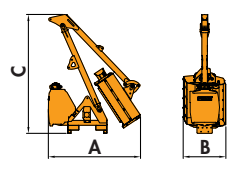
Working positions

Model Flailhead	T250A TME60	T320A TME80
A	ft 8'3"	10'7"
B	ft 3'8"	6'11"
C	ft 3'7"	2'11"
D	ft 5'8"	6'2"
E	ft 9'4"	11'11"
F	ft 3'5"	3'4"
G	ft 4'7"	5'5"
H	ft 6'8"	9'1"
I	ft 3'7"	3'7"
M	ft 2'0"	2'0"
N	ft 0'11"	0'11"



Transport dimensions

Model Flailhead	T250A TME60	T320A TME80
A	ft 4'10"	4'11"
B	ft 2'3"	2'3"
C	ft 5'1"	6'4"



TECHNICAL DATA

Model + Flail head	Max horizontal reach* ft	Weight incl. Flail head lbs	Articulated Y flails n.	Hydraulic oil gal	Rotor Rpm	PTO MAX Rpm	Flailhead angle °
T250A + TME60	8'3"	749	32	15.8	3200	540	190°
T320A + TME80	10'7"	816	40	15.8	3200	540	190°

* Reach measured from tractor centre line to head edge.

MACHINES WITH CABLE CONTROLS "CLASSIC"

Model and Flail head	Suggested Retail - \$
T250A with flail head TME60	17.837
T320A with flail head TME80	18.576

MACHINES WITH ELECTRIC CONTROLS "ELECTRA-FULL" WITH ROTOR'S ELECTRIC SWITCH

Model and Flail head	Suggested Retail - \$
T250A with flail head TME60	27.822
T320A with flail head TME80	28.525

OPTIONS AT AN EXTRA CHARGE DELIVERED SEPARATELY AS A KIT (NOT MOUNTED) **

	Length Inch.	Suggested Retail - \$
TST5017 Stabilizers to the tractor (any model)	25" - 35"	378
TD3703 Delta Yoke for stabilizers		378
TGA4611 Stabilizers for Delta Yoke	18" - 28"	317
T25001 Oil cooler for T250A (included in EF version)		1.909
T32008 Oil cooler for T320A (included in EF version)		1.909

** All options ordered will be shipped separately and relevant mounting as per owner's manual instruction will be at dealer's charge.

FLAIL HEAD	TME60	TME80
Width (ft)	1'12"	2'7"
Rotor speed (rpm)	3200	3200
Blade tip speed (ft/sec)	167'	167'
Flail head angle	190°	190°
Weight (lbs)	154	176

TME
Direct drive



Flails TME

Description

Articulated Y blades for: grass and bushes Ø max 3/4"



Cod. 0901133

TME60	TME80
n° 32	n° 40

• Attachment to the tractor 3 point hitch: at dealer's charge. It includes: fitting of the 'delta bracket' and adaption of the stabilizers to the tractor 3 point hitch, fitting of the controls in the cabine and Pto shaft fitting

Equipped with:

- Flail head
- CAT I – II lower linkages
- Cable or electric control depending from the elected version
- Mechanical breakaway
- Independent hydraulic System
- Flail head direct drive
- Bidirectional and reversible rotor
- 2 parking stands
- Oil cooler included in the Electric Full Version
- Floating Head System to follow ground contours
- Front and rear abrasion resistant guard on the flail head
- Adjustable rear roller
- Inner lining
- Aluminium bidirectional hydraulic motor
- Oil and PTO shaft
- Oilcooler included in Electra-Full version
- Packaging on crate included

WARNING



It is RECOMMENDED that you connect the equipment to the tractor and start it up for the first time together with your Dealer, following the instructions and paying attention to the warnings indicated in our use and maintenance manual. If you require further information, please contact our after sales service.



For Set-up times please check page 44

HP 20 available to the rotor
HP 31 max to hydraulic motor

FERRI[®]

T380D T430D

BOOM MOWERS FOR AGRICULTURE AND LIGHT GREEN MAINTENANCE



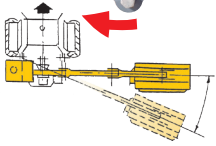
Circular section of the arms H.T.R. (High Torsion Resistance)




Drop forged parts



Floating system

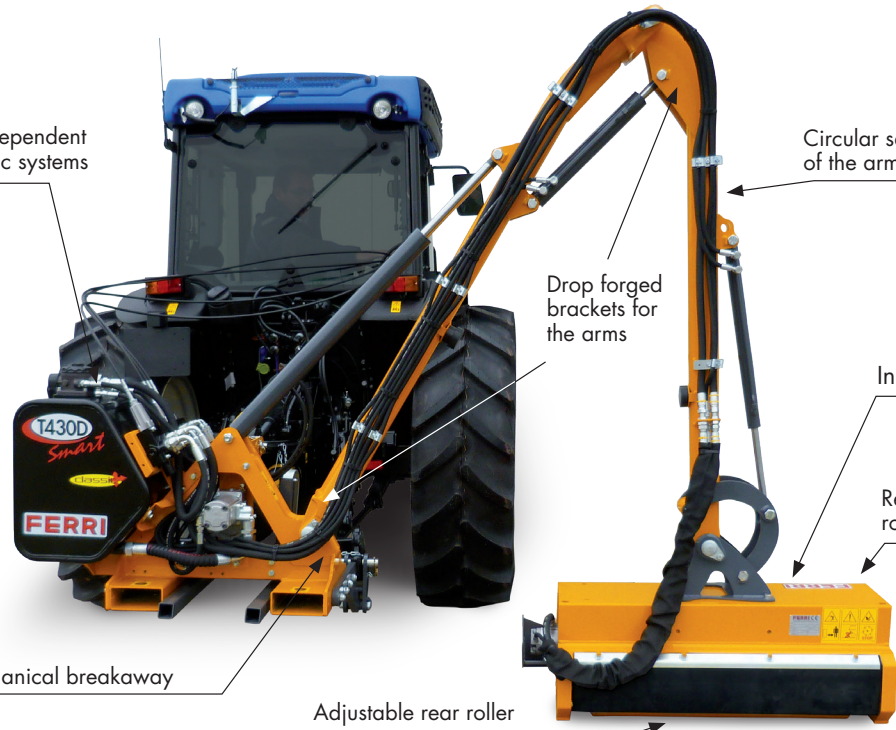


Mechanical breakaway (arm protection in case of obstacles)



Oil cooler with thermostat

Two independent hydraulic systems



Circular section of the arms H.T.R.

Drop forged brackets for the arms

Inner lining

Reversible rotor by cable

Mechanical breakaway

Adjustable rear roller



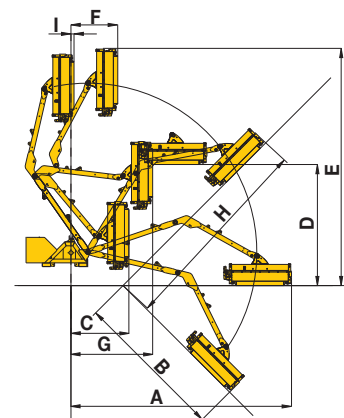
Cable controls

Reliability and simply use.
Standard on all machines
Classic.

HP Tractor	40	50	60	70	Min. tractor weight lbs	Min. tractor width ft
T 380D					3747	4'11"
T 430D					4409	5'6"

Working positions

		T 380D	T 430D
A	ft	12'7"	14'2"
B	ft	7'11"	9'6"
C	ft	2'10"	3'11"
D	ft	7'4"	8'4"
E	ft	13'9"	15'5"
F	ft	3'9'	2'10"
G	ft	5'0"	5'7"
H	ft	11'2"	12'9"



TECHNICAL DATA

Model	Max horizontal reach* ft	Weight lbs	Three point linkage Cat.	Oil gal	Rotor Rpm	Pto MAX Rpm	Flail head angle
T380D	12'7"	1080	I - II	18.5	3000	540	190°
T430D	14'2"	1091	I - II	18.5	3000	540	190°

* Reach measured from tractor centre line to head edge.

MACHINES WITH CONTROLS "CLASSIC"

Model	Suggested Retail - \$
T380D with flail head TID100	19.456
T430D with flail head TID100	20.256

MACHINES WITH ELECTRIC CONTROLS "ELECTRA-FULL"

Model	Suggested Retail - \$
T380D with flail head TID100	29.009
T430D with flail head TID100	29.819

COMPLETING EQUIPMENT TO THE BASE MACHINE AT EXTRA CHARGE

	Length Inch.	Suggested Retail - \$
Stabilizers to the tractor (code TST5017)	25" - 35"	369
"Delta yoke" for stabilizers (cod. TD3703)		369
Stabilizers for "Delta yoke" (cod. TGA4611)	18" - 28"	317

OPTION AT AN EXTRA CHARGE DELIVERED SEPARATELY AS A KIT **

	Suggested Retail - \$
Oil cooler with thermostat (cod.T43003) included into the Electra Full Vers.	1.865
Lift float (LFA mechanic) (cod.T43004)	519

** All options ordered will be shipped separately and relevant mounting as per owner's manual instruction will be at dealer's charge.

FLAIL HEAD	TID100
Width (ft)	3'3"
Rotor speed (rpm)	3000
Blade tip speed (ft/sec)	196
Flail head angle	190°
Weight (lbs)	284

TID100
Direct drive



Flails TID 100

Interchangeable on the same rotor

Multi-use and straight blades for: grass, shrubs, bushes, sticks, wood
Ø max 1 1/4"

Articulated Y blades for: grass, shrubs,
Ø max 3/4"



Cod. 0901158 + Cod. 0901159

Cod. 0901049

n° 36 + 18

n° 36

Standard

No extra charge

• Attachment to the tractor 3 point hitch: at dealer's charge. It includes: fitting of the 'delta bracket' and adaption of the stabilizers to the tractor 3 point hitch, fitting of the controls in the cabine and Pto shaft fitting

Equipped with:

- Flail head
- FLOATING head system
- Totally independent hydraulic (gear pump and motor)
- Circular section of the arms H.T.R. (High Torsion Resistance)
- Drop forged brackets for the arms
- Mechanical breakaway (arm protection in case of obstacles)
- Reversible rotor
- Front and rear abrasion resistant rubbercloth guard
- Oil and Pto shaft
- Oilcooler included in Electra-Full version
- Packaging on crate included

WARNING



It is RECOMMENDED that you connect the equipment to the tractor and start it up for the first time together with your Dealer, following the instructions and paying attention to the warnings indicated in our use and maintenance manual. If you require further information, please contact our after sales service.



For Set-up times please check page 44

HP 35 available to the rotor
HP 45 max to hydraulic motor



T460

BOOM MOWERS FOR AGRICULTURE AND GREEN AREAS



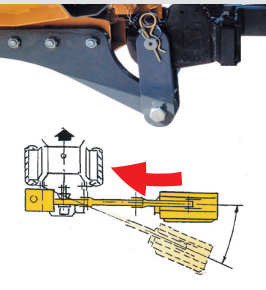
Drop forged parts.



Floating head system



Group 3 cast iron hydraulic rotor pump



Mechanical breakaway (arm protection in case of obstacles)



Oil cooler with thermostat (option).



Cable controls

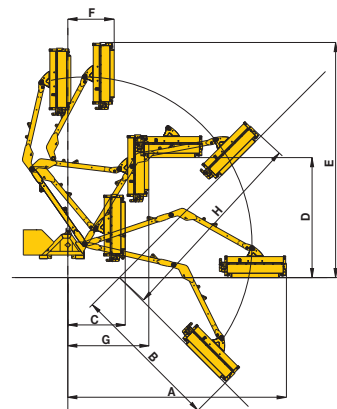
Reliability and simply use.
Standard on all machines
Classic.



HP Tractor	50	60	70	Min. tractor weight lbs	Min. tractor width ft
T460				4850	5'11"

Working positions

		T460 Smart
A	ft	15'1"
B	ft	10'4"
C	ft	3'9"
D	ft	7'6"
E	ft	16'3"
F	ft	3'1"
G	ft	5'4"
H	ft	13'9"



TECHNICAL DATA

Model	Max horizontal reach* ft	Weight lbs	Three point linkage Cat.	Oil gal	Rotor Rpm	Pto MAX Rpm	Flail head angle
T460	15'1"	1279	II	31.7	3100	540	190°

* Reach measured from tractor centre line to head edge.

MACHINES

Model	Suggested Retail - \$
T460 with flail head TID100	20.680

COMPLETING EQUIPMENT TO THE BASE MACHINE AT EXTRA CHARGE

WARNING: due to the high offset loads on the linkages it is necessary to fit two stabilizers	Length Inch.	Suggested Retail - \$
Stabilizers to the tractor (code TST5017)	25" - 35"	378
"Delta yoke" for stabilizers (cod. OPT001121000)		598
Stabilizers for "Delta yoke" (cod. TGA4611)	18" - 28"	317
Top link (cod. TGA5014)	13" - 18"	229

OPTION AT AN EXTRA CHARGE DELIVERED SEPARATELY AS A KIT **

	Suggested Retail - \$
Oil cooler with thermostat (cod. TM46002)	2.155
Lift float (LFA mechanic) (cod. TM46003)	501
Bumpers with illumination system (cod. TM46008)	1.284



** All options ordered will be shipped separately and relevant mounting as per owner's manual instruction will be at dealer's charge.

FLAIL HEAD	TID100
Width (ft)	3'3"
Rotor speed (rpm)	3000
Blade tip speed (ft/sec)	196
Flail head angle	190°
Weight (lbs)	284

TID100
Direct drive



Flails TID 100

Interchangeable on the same rotor	
Multi-use and straight blades for: grass, shrubs, bushes, sticks, wood Ø max 1 1/4"	Articulated Y blades for: grass, shrubs, Ø max 3/4"
	
Cod. 0901158 + Cod. 0901159	Cod. 0901049
n° 36 + 18	n° 36
Standard	No extra charge

• Attachment to the tractor 3 point hitch: at dealer's charge. It includes: fitting of the 'delta bracket' and adaption of the stabilizers to the tractor 3 point hitch, fitting of the controls in the cabine and Pto shaft fitting

Equipped with:

- Flail Head
- FLOATING head system
- Totally independent hydraulic system
- Cast iron hydraulic rotor pump group 3
- Cast iron motor
- Mechanical breakaway (arm protection in case of obstacles)
- Reversible rotor
- Front and rear abrasion resistant guard
- Oil and Pto shaft
- Packaging on crate included

WARNING



It is RECOMMENDED that you connect the equipment to the tractor and start it up for the first time together with your Dealer, following the instructions and paying attention to the warnings indicated in our use and maintenance manual. If you require further information, please contact our after sales service.



For Set-up times
please check page 44

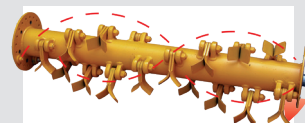
HP 35 available to the rotor
HP 45 max to hydraulic motor



BOOM MOWERS FOR AGRICULTURE AND GREEN AREAS



Floating head system




"Overlap" spiral rotor with two spiral rows



Drop forged brackets for the arms



Drop forged lever for flail head rotation



Oil cooler with thermostat (option)



Cable controls
Reliability and simply use. Standard on all machines Classic.

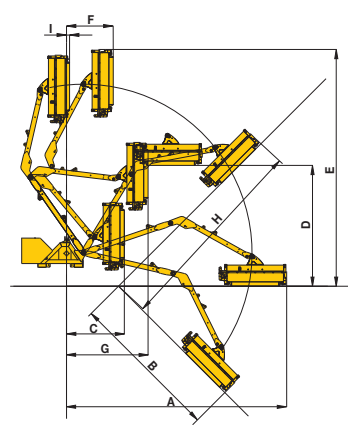


Electra Full
Monolever electric control with rotor's electric switch

HP Tractor	50	60	70	80	Min. tractor weight lbs	Min. tractor width ft.
TM46					5512	5'11"

Working positions

		TM46
A	ft	15'3"
B	ft	10'5"
C	ft	4'0"
D	ft	8'5"
E	ft	16'5"
F	ft	3'3"
G	ft	5'8"
H	ft	13'11"
I	ft	0'3"



TECHNICAL DATA

Model	Max horizontal reach*	Weight	Three point linkage	Oil	Rotor	Pto	Flail head angle
	ft.	lbs	Cat.	gal	Rpm	MAX Rpm	
TM46	15'3"	1713	II	33	3.100	540	190°

* Reach measured from tractor centre line to head edge.

MACHINES WITH CABLE CONTROLS "CLASSIC"

Model	Flails	Suggested Retail - \$
TM46 with flail head TI120	no. 44 multiuse Y blades A	25.202
TM46 with flail head TI120	no. 22 "T" hammers G	25.914

MACHINES WITH ELECTRIC CONTROLS "ELECTRA-FULL"

Model	Flails	Suggested Retail - \$
TM46 Electra Full with flail head TI 120	no. 44 multiuse blades A	35.231
TM46 Electra Full with flail head TI 120	no. 22 "T" hammers G	35.917

COMPLETING EQUIPMENT TO THE BASE MACHINE AT EXTRA CHARGE

WARNING: due to the high offset loads on the linkages it is necessary to fit two stabilizers	Length Inch.	Suggested Retail - \$
Stabilizers to the tractor (code TST5017)	25" - 35"	378
"Delta yoke" for stabilizers (code OPT001121000)		598
Stabilizers for "Delta yoke" (code TGA4611)	18" - 28"	317
Top link (cod. TGA5014)	13" - 18"	229
Oil cooler (included for FE)		2.155

OPTION AT AN EXTRA CHARGE DELIVERED SEPARATELY AS A KIT **

	Suggested Retail - \$
Lift float (code TM5606)	501
Bumpers with illumination system (code TM4602)	1.284

** All options ordered will be shipped separately and relevant mounting as per owner's manual instruction will be at dealer's charge.



FLAIL HEAD	TI 120
Width (ft)	3'11"
Rotor speed (rpm)	3100
Blade tip speed (ft/sec)	196
Flail head angle	190°
Weight (lbs)	463

TI 120
Direct drive



Flails TI 120

Interchangeable on the same rotor

Multiuse "Y" blades for: grass, bushes, shrubs, sticks, woods Ø max 1 1/4"	"T" Hammer for woods Ø max 1 3/4"
 A	 G
Cod. 0901146	Cod. 0901147

• Attachment to the tractor 3 point hitch: at dealer's charge. It includes: fitting of the 'delta bracket' and adaption of the stabilizers to the tractor 3 point hitch, fitting of the controls in the cabine and Pto shaft fitting

Equipped with:

- Flail head
- Totally independent hydraulic system
- FLOATING head system
- Drop forged parts for arms linkage and flail head rotation
- Mechanical breakaway
- Reversible rotor by cable
- Front and rear abrasion resistant guard
- Oil and Pto shaft
- Packaging on crate included
- Oilcooler included in Electra-Full version
- Oil cooler included in the Electric Full Version

WARNING



It is RECOMMENDED that you connect the equipment to the tractor and start it up for the first time together with your Dealer, following the instructions and paying attention to the warnings indicated in our use and maintenance manual. If you require further information, please contact our after sales service.

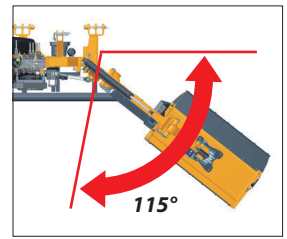



For Set-up times please check page 44

HP 41 available to the rotor
HP 45 max to hydraulic motor



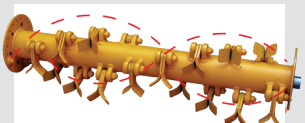
BOOM MOWERS FOR AGRICULTURE AND GREEN AREAS




Hydraulic breakaway on power slew ram with maximum pressure valve (protects arms in the event of obstacles)



Floating head system



"Overlap" spiral rotor with two spiral rows




Frame "DELTA BOX" (forces shared and balanced)



Drop forged parts



Pressurized oil tank (protection cover available on EP-Tronic controls version ONLY)



Cable controls
Reliability and simply use. Standard on all machines Classic.

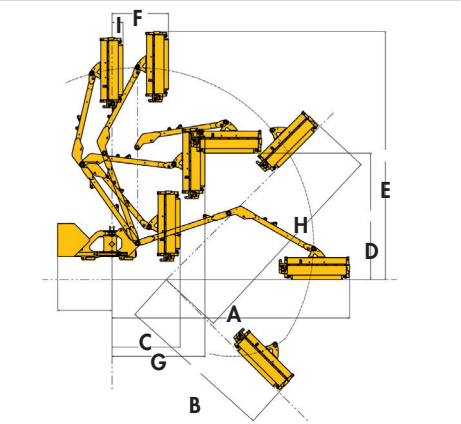


Proportional electrical control with electric rotor management.
The EG Tronic control allows for easy portability of the cab control thanks to a light joystick and the lack of hydraulic hoses. The joystick is connected with an electrical cable to a control unit mounted on the distributor valves. The action is precise for cross movements of the first and second booms. The rotation direction of the rotor is controlled by electric switches on the console.

HP Tractor	60	70	80	90	Min. tractor weight lbs	Min. tractor width ft
TP490					6614	6'7"
TP600					7050	7'3"

Working positions

		TP490 Farm	TP600 Farm
		TI 120	TI 120
A	ft	15'9"	19'5"
B	ft	10'7"	14'2"
C	ft	4'6"	4'7"
D	ft	8'5"	10'10"
E	ft	16'6"	20'2"
F	ft	3'9"	3'9"
G	ft	6'2"	7'1"
H	ft	14'5"	18'
I	ft	0'8"	0'5"



TECHNICAL DATA

Model	Max horizontal reach* ft	Weight lbs	Three point linkage Cat.	Oil gal	Rotor Rpm	Pto MAX Rpm	Flail head angle
TP490	15'9"	1984	II	36	3100	540	190°
TP600	19'5"	2094	II	36	3100	540	190°

* Reach measured from tractor centre line to head edge.

MACHINES WITH CABLE CONTROLS "CLASSIC"

Model	Flails	Suggested Retail - \$
TP490 with flail head TI 120	no. 36 multiuse Y blades A	35.945
TP490 with flail head TI 120	no. 18 "T" hammers G	36.649
TP600 with flail head TI 120	no. 36 multiuse Y blades A	37.159
TP600 with flail head TI 120	no. 18 "T" hammers G	37.898

MACHINES WITH PROPORTIONAL ELECTRICAL CONTROL "EG TRONIC"

Model	Flails	Suggested Retail - \$
TP490 with flail head TI 120	no. 36 multiuse Y blades A	46.633
TP490 with flail head TI 120	no. 18 "T" hammers G	47.205
TP600 with flail head TI 120	no. 36 multiuse Y blades A	47.847
TP600 with flail head TI 120	no. 18 "T" hammers G	48.551

COMPLETING EQUIPMENT TO THE BASE MACHINE AT EXTRA CHARGE

WARNING: due to the high offset loads on the linkages it is necessary to fit two stabilizers

	Length Inch.	Suggested Retail - \$
Stabilizers to the tractor (cod. TGA5020)	25" - 35"	378
"Delta yoke" for stabilizers (code OPT001121000)		598
Stabilizers for "Delta yoke" (code TSN5033)	18 1/2" - 28 1/4"	378
Top link (cod. TGA5014)	13" - 18"	229

OPTION AT AN EXTRA CHARGE (FACTORY FITTED)



	Suggested Retail - \$
Bumpers with illumination system (code TSP5016/02)	1.434

FLAIL HEAD	TI120
Cutting width (ft)	3'11"
Rotor speed (rpm)	3100
Blade tip speed (ft/sec)	196
Flail head angle	190°
Weight (lbs)	463



Flails TI 120

Interchangeable on the same rotor

Multiuse "Y" blades for: grass, bushes, shrubs, sticks, woods Ø max 1 1/4"	"T" Hammer for woods Ø max 1 3/4"
 A	 G
Cod. 0901146	Cod. 0901147

• Due to transport in containers, big models like TP61 and TXV will be supplied partially disassembled. Reassembling as per Ferri instruction booklet will be at dealers charge
• Attachment to the tractor 3 point hitch will also be at dealer's charge. It includes: fitting of the "delta bracket" and adaption of the stabilizers to the tractor 3 point hitch, fitting of the controls in the cabine and Pto shaft fitting.
• Lift float kit and the oil cooler kit could be shipped with the machine but not mounted. In which case the mounting according to Ferri Owner's manual instruction will be at dealer's charge.

FERRI®


Equipped with:

- Flail Head
- Totally independent hydraulic system (worm cast iron pump and motor)
- FLOATING head system
- Drop forged parts for arms linkage and flail head rotation
- Hydraulic break-back on power slew ram with max relief valve
- Pressurized oil tank (protection cover available on EG-Tronic controls version ONLY)
- Oil cooler with thermostat
- Mechanic roll-over protection system (SAB)
- Reversible rotor by cable (DSR)
- Front and rear abrasion resistant guard for flail head
- Lift float kit
- Oil and Pto shaft

WARNING



It is RECOMMENDED that you connect the equipment to the tractor and start it up for the first time together with your Dealer, following the instructions and paying attention to the warnings indicated in our use and maintenance manual. If you require further information, please contact our after sales service.

 For Set-up times please check page 44


HP 35 available to the rotor
HP 45 max to hydraulic motor




HYDRAULIC REACH MOWERS FOR TRACTORS WITH REVERSIBLE DRIVING POSITION OR FRONT POWER LIFT AND PTO



Road transport position.



Gear pump.




Single acting-double acting automatic switch.



Lift float nitrogen accumulator.



Hydraulic breakaway on second arm with accumulator controlled autoreset facility.



Total visibility both when in operation and during transport



Double-speed electric control

The 2 The DS-Tronic Dual control: allows easy portability of the control in the cab thanks to a lightweight joystick and the absence of hydraulic hoses.

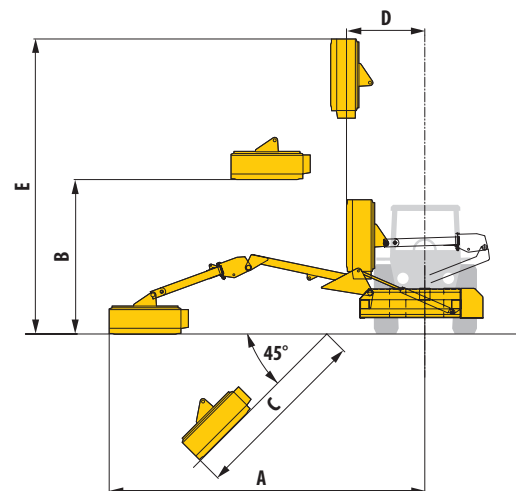
The joystick is connected by an electric cable to a control unit mounted on the distribution valves. The buttons on the display allow entry of the machine START/STOP functions and rotor start/stop. Each button has an LED indicator that shows whether the function is on or off.



HP Tractor	90	100	110	Min. tractor weight lbs	Min. tractor width ft.
TST50 Front				7055	6'9"

Working positions

	TST50 Front
A	ft 16'5"
B	ft 7'8"
C	ft 9'7"
D	ft 7'3"
E	ft 15'6"



TECHNICAL DATA

Model	Max horizontal reach*	Weight	Three point linkage	Oil	Rotor	Pto**	Flail head angle
	<i>ft</i>	<i>lbs</i>	<i>Cat.</i>	<i>gal</i>	<i>Rpm</i>	<i>MAX Rpm</i>	
TST50 Front	16'5"	2028	II	34	2800	1000	190°

* Reach measured from tractor centre line to head edge.

** Anticlockwise standing in front of the PTO.

MACHINES WITH CONTROLS "DS-TRONIC DUAL"

Model	Suggested Retail - \$
TST50 Front with TI 120 with "Y" flails (44 flails)	51.885
TST50 Front with TI 120 with "T" Hammers (22 Hammers)	52.202

ATTENTION: The tractor must be equipped with Front Lift arms and Front Pto.

FLAIL HEAD	TI120
Cutting width (ft)	3'11"
Rotor speed (rpm)	3100
Blade tip speed (ft/sec)	196
Flail head angle	190°
Weight (lbs)	463

TI 120
Direct drive



Flails TI 120

Interchangeable on the same rotor

Multiuse "Y" blades for: grass, bushes, shrubs, sticks, woods
Ø max 1 1/4"

"T" Hammer for woods
Ø max 1 3/4"



Cod. 0901146

Cod. 0901147

Equipped with:

- 3 point ISO universal linkage CAT.2
- Lokage on front plate
- Oil cooler in aluminium with thermostat
- Dopuble-speed electric control (DS-TRONIC DUAL)
- Hydraulic breakaway with accumulator controlled autoreset facility on second arm
- Floating head system to follow ground contours
- Lift float electric (1 st arm lift with nitrogen accumulator) LFA Electric
- Electric Roll Over protection system (SAB)
- Oil and PTO shaft
- 2 parking stands




For Set-up times please check page 44

HP 49 available to the rotor
HP 63 max to hydraulic motor



PROFESSIONAL BOOM MOWERS FOR MUNICIPAL GROUNDS MAINTENANCE



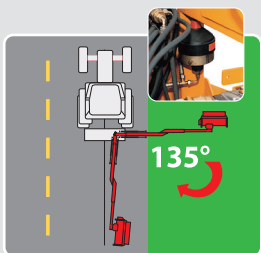
High Power Gear hydraulic system.



Oil cooler with thermostat.



Rear mounted flailhead with rack and pignon gear to ensure the most precise cutting position.



Hydraulic breakaway with accumulator controlled autoreset facility (SRA).

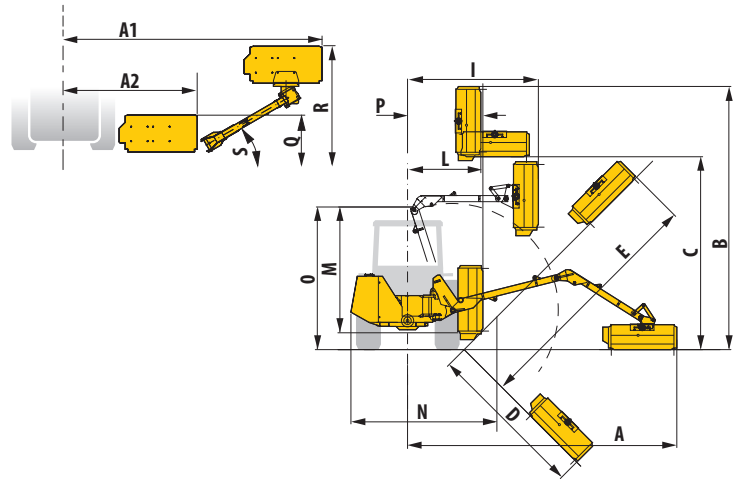


Two-section proportional electrical control. With CAN-Bus technology.
The SC (Speed Criteria) Dual control gives you the ability to select different boom operating modes depending on the type of work you need to do. The joystick controls the proportional function of the first and second booms. Power slew and flail head rotation are proportional functions driven by "roller" controls on the joystick.

HP Tractor	80	90	100	110	Min. tractor weight lbs	Min. tractor width ft.
TXV 50					7500	6'9"
TXV 60					8000	7'6"

Working positions

		TXV 50	TXV 60
A	ft	17.19	20.51
A1	ft	15.39	18.21
A2	ft	7.91	7.91
B	ft	16.96	20.11
C	ft	13.25	16.47
D	ft	10.17	13.06
E	ft	15.58	18.86
I	ft	8.40	9.61
L	ft	4.59	4.92
M	ft	8.01	9.68
N	ft	8.79	8.79
O	ft	9.15	10.86
P	ft	4.82	4.82
Q	ft	4.92	4.92
R	ft	9.25	10.86
S		30°	30°



TECHNICAL DATA

Model	Max horizontal reach* ft.	Weight lbs	Three point linkage Cat.	Oil gal	Rotor Rpm	Pto MAX Rpm	Flail head angle
TXV50 Energy	15'5"-17'2"	2756	II	55	3000	540	230°
TXV60 Energy	18'2"-20'6"	2855	II	55	3000	540	230°

* Reach measured from tractor centre line to head edge.

MACHINES WITH ELECTRO-HYDRAULIC PROPORTIONAL CONTROLS "SC-TRONIC Dual"

Model		Suggested Retail - \$
TXV50 Energy with flail head TNI 125	A	59.819
TXV50 Energy with flail head TNI 125	G	60.188
TXV60 Energy with flail head TNI 125	A	62.028
TXV60 Energy with flail head TNI 125	G	62.424


COMPLETING EQUIPMENT TO THE BASE MACHINE AT EXTRA CHARGE

WARNING: due to the high offset loads on the linkages it is necessary to fit two stabilizers	Length Inch.	Suggested Retail - \$
1 Top link (cod. TGA5018)	13" - 18"	378
1 set of short stabilizers recommended with Delta Bracket (cod. TSN5033)	18 1/2" - 28 1/4"	537
1 Top link (cod. TGA5019)	19" - 28"	378
1 set of standard stabilizers to the tractor (cod. TGA5020)	27" - 35"	274
Delta Bracket (cod. OPT001121000)		598

OPTION AT AN EXTRA CHARGE

	Suggested Retail - \$
Rear axle rigid fitting system recommended for TXV60 (cod. ARK200)	5.525

FLAIL HEAD	TNI 125
Width (ft)	3'10"
Rotor speed (rpm)	3000
Blade tip speed (ft/sec)	196
Flail head angle	230°
Weight (lbs)	573



Flails TNI 125

With dedicated rotor

"Y" flails for grass, shrubs Ø max 1,18 in	Reinforced rotating hammers for wood, brushwood Ø max 2,36 in
Cod. 0901209	Cod. 0901213
52	18

• Due to transport in containers, big models like TP61 and TXV will be supplied partially disassembled. Reassembling as per Ferri instruction booklet will be at dealer's charge.
• Attachment to the tractor 3 point hitch will also be at dealer's charge. It includes: fitting of the "delta bracket" and adaptation of the stabilizers to the tractor 3 point hitch, fitting of the controls in the cabine and Pto shaft fitting.
• Lift float kit and the oil cooler kit could be shipped with the machine but not mounted. In which case the mounting according to Ferri Owner's manual instruction will be at dealer's charge.

FERRI®

Equipped with:

- Flail head
- Totally independent hydraulic system
- FLOATING head system
- Worm gearbox "HP" (high performance) high torque transmission
- Hydraulic break-back with accumulator controlled autoreset facility
- 129° power slew
- Oil cooler with thermostat
- Front and rear abrasion resistant guard for flail head
- Pressure relief valve kit for rack on flail head
- Lift float kit
- Oil and pto shaft

WARNING



It is RECOMMENDED that you connect the equipment to the tractor and start it up for the first time together with your Dealer, following the instructions and paying attention to the warnings indicated in our use and maintenance manual. If you require further information, please contact our after sales service.

For Set-up times please check page 44



**FLAIL HEADS FOR
MINI-LOADERS**



Equipped with:


Unidirectional motor
(with drainage)



Parallel linkage for better
floating on uneven grounds



Linkage SAEJ2513 with self
levelling device



"Overlap" rotor



- Mechanical side shift
- Anti-shock + anticavitation valve
- Steel adjusting valve complete with pipes
- Hydraulic pipes and connections protected by spiral
- Belts transmission
- Adjustable skids with replaceable wear proof plates
- Rear adjustable roller Ø 6" 1/2
- Counterblade
- Rubber and abrasion resistant guard

55÷100 HP 14.3÷20.9 Gal/min Ø max 2"

Mod.	inches	inches	pounds	Gal min÷max	PSI	n.	n.
TSKID1800	5'11"	6'9"	1650	14.3÷17.6	2755-3045	18	54
TSKID2000	6'7"	7'5"	1720	16.5÷20.9	2755-3045	20	60

MACHINES

Model	Suggested Retail - \$
TSKID 1800	19.618
TSKID 2000	20.251

ACCESSORIES AT EXTRA CHARGE

Model	Suggested Retail - \$
Flow divider kit complete with pipes and fittings, recommended in case of no supply lines for jack and adoption of the TSK2007 kit (TSK 1604)	1.425
11" (Lh & Rh) Side shift with hydraulic cylinder complete with pipes	704

Flails

Interchangeable on the same rotor

Forged hammer-blades for wood and shrubs	Multiuse blades for grass, bushes, shrubs, sticks, wood
Ø max 2"	Ø max 1" 1/2
Cod. 0901196	Cod. 0901146

TSKQ/F

HYDRAULIC FORESTRY MULCHER WITH FIXED TEETH FOR SKID LOADER



70÷120 HP | 21.1÷39.6 Gal/min | Ø max 8"

Mod.	inches	inches	pounds	Gal min-max	PSI	n.
TSKQ/F 1600	5'3"	6'2"	2250	21.13÷39.65	3190-3916	33
TSKQ/F 1800	5'11"	6'9"	2425	21.13÷39.65	3190-3916	39

MACHINES

Model	Suggested Retail - \$
TSKQ/F 1600	43.449
TSKQ/F 1800	46.315

ACCESSORIES AT EXTRA CHARGE

Model	Suggested Retail - \$
Electrohydraulic hatch-opening kit, including deutsch 8-pin socket	included
Bosch-Rexroth VM55 Variable Displacement Motor.	9.093
Push over bar	included

Flails

With dedicated rotor

Tungsten tipped tool
Ø max 8"



Cod. THFSZPU123


TSKQ/F 1600 n° 33
TSKQ/F 1800 n° 39

FERRI®

Equipped with:



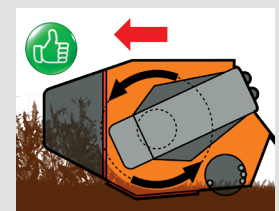
Rotor, fixed teeth with tungsten coating and rotor with steel profiles.




Belt transmission.



Rotor direction for grass and bushes.



Universal coupling SAE J2513.



- Universal quick coupling SAE J2513
- High strength reinforced frame in high yield point steel
- Double skin HARDOX steel frame equipped with two rows of counter-blades
- Two rows of counter-knives inside the frame
- 50 cc piston engine
- Built-in 3/4" 3C valve (Control Valve: Anticavitation, Antishock, Flow Limiter)
- Bearings mounted inside the rotor
- Front hood opening with hydraulic cylinder
- Adjustable side skids
- Hydraulics tubes with a length of 1.8 m.



**HYDRAULIC FORESTRY MULCHER
WITH FIXED TEETH FOR SKID LOADER**



70÷120 HP **21.1÷39.6 Gal/min** **Ø max 8"**

Equipped with:

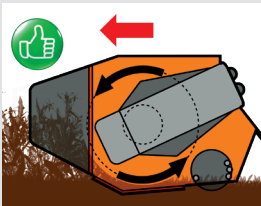
Apeiron Rotor with Depth Limiting Technology - fixed tools with carbide inserts



Belt transmission.



Rotor direction for grass and bushes.



Universal coupling SAE J2513.



Universal quick coupling SAE J2513

High strength reinforced frame in high yield point steel

Double skin HARDOX steel frame equipped with two rows of counter-blades

Two rows of counter-knives inside the frame

50 cc piston engine

Built-in 3/4" 3C valve (Control Valve: Anticavitation, Antishock, Flow Limiter)

Bearings mounted inside the rotor

Front hood opening with hydraulic cylinder

Adjustable side skids

Hydraulics tubes with a length of 1.8 m.

Mod.	inches	inches	pounds	Gal min-max	PSI	n.
TSKQ/A 1600	5'3"	6'2"	2250	21.13÷39.65	3190-3916	33
TSKQ/A 1800	5'11"	6'9"	2425	21.13÷39.65	3190-3916	39

MACHINES

Model	Suggested Retail - \$
TSKQ/A 1600	46.184
TSKQ/A 1800	49.363


ACCESSORIES AT EXTRA CHARGE

Model	Suggested Retail - \$
Electrohydraulic hatch-opening kit, including deutsch 8-pin socket	included
Bosch-Rexroth VM55 Variable Displacement Motor.	9.093
Push over bar	included

Flails

With dedicated rotor

Tungsten tipped tool
Ø max 8"



Cod. THFSZPU123
TSKQ/F 1600 n° 33
TSKQ/F 1800 n° 39

HYDRAULIC FLAIL HEADS



TME
T250A - T320A Serie



TID
T380D - T430D - T460 Serie



TI
TM - TP Serie

Technical data

Model	Cutting width <i>In.</i>	Weight <i>lbs</i>	Suitable for <i>models</i>
TME60	24	154	T250A
TME80	32	176	T320A
TID100	39	284	T380D - T430D - T460
TI120	47	463	TM - TP - TST

FLAIL HEAD

Model	Type of flail	N° Flail	Suggested Retail - \$
TME60	Articulated "Y" blades	32	4.548
TME80	Articulated "Y" blades	40	4.733
TID100	Multi-use and straight blades	36+18	6.598
	Articulated "Y" blades	36	6.598
TI120	Multiuse "Y" blades	44	9.404
	T" hammer blades	22	10.117

Flails TME60 - TME80

Specific rotor

Articulated Y blades for:
grass, shrubs,
Ø max 1"



Cod. 0901133

Flails TID100

Interchangeable on the same rotor

Multi-use and straight blades
for: grass, shrubs, bushes,
sticks, wood
Ø max 1 1/4"



Cod. 0901158 + Cod. 0901159

Articulated Y blades for:
grass, shrubs,
Ø max 3/4"



Cod. 0901049

Flails TI120

Interchangeable on same rotor

Multiuse "Y" blades for grass,
shrubs, bushes, sticks, wood
Ø max 1 1/4"



Cod. 0901146

"T" hammer blades for woods
Ø max 1 3/4"



Cod. 0901147

Equipped with:



- Front and rear guard
- Adjustable rear roller
- Main housing with inner lining
- Reversible hydraulic motor in alluminium (TME - TID)
- Reversible hydraulic motor in cast iron (TI)
- Skids
- Replaceable wear skids (TI)


WARNING



It is **RECOMMENDED** that you connect the equipment to the tractor and start it up for the first time together with your Dealer, following the instructions and paying attention to the warnings indicated in our use and maintenance manual. If you require further information, please contact our after sales service.

FERRI[®]**PROFESSIONAL FLAIL HEADS****Equipped with:**

- Front guard ■
- Adjustable rear roller ■
- Double skin ■
- Reversible hydraulic motor ■
- Skids ■



TNI 125
TXV Serie

TECHNICAL DATA

Model	Cutting width <i>In.</i>	Weight <i>lbs</i>	Suitable for <i>models</i>
TNI 125	49	573	TXV Energy

FLAIL HEAD

Model	Type of flail	N° Flail	Suggested Retail - \$
TNI 125	"Y" flails	52	10.900
TNI 125	Reinforced rotating hammers	18	11.313

Flails TNI 125**With dedicated rotor**

"Y" blades for grass, shrubs
Ø max 1,18 in



Cod. 0901209

Reinforced rotating hammers for wood, brushwood
Ø max 2,36 in



Cod. 0901213

INTERCHANGEABLE IMPLEMENTS FOR HYDRAULIC BOOM MOWERS



Equipped with:



- Hydraulic motor



CUTTER BAR TR13 – TR22

Max cut 3 1/4"
Width of cut:
51" (TR13)
87" (TR22)



CUTTER BAR CS150

Hedge trimmer.

Max cut 1/2"
Width of cut: 59"



DITCH CLEANER FF45-FF60

For the maintenance
of ditches
Width 18" & 24"



CUTTER BAR CSP150

Hedge trimmer.

Max cut 1/2"
Width of cut: 59"

TO BE NOTED



Mounting kit including hoses
has to be specified with order
according to the corresponding
machine model.

INTERCHANGEABLE IMPLEMENTS

Base model	+ Mounting kit	Suitable for	Flails N°	Weight (Lbs)	Width of cut (in)	Suggested Retail - \$
FF 45	+ FF 4501	TP	2 spattle/2blades	198	18	8.876
FF 60	+ FF 6003/03	TXV	2 spattle/4blades	308	24	12.070
CS 150/100	T32006 + T32010	T250A	Blades/Teeth	100	59	6.413
CS 150/100	T32006 + T32010	T320A	Blades/Teeth	110	59	6.413
CS 150/100	+ TM 5606	TM	Blades/Teeth	110	59	6.413
CS 150/100	+ CS 1503 + CS 1504	T460 - TP	Blades/Teeth	110	59	7.794
CSP 150	+ T 43014 + TD 4204	T380D T430D	Blades/Teeth	110	59	7.794
TR 13	+ TR 2202/01	TP (no oil cooler)	Teeth	375	51	19.327
TR 22	+ TR 2202/01	TP (no oil cooler)	Teeth	485	87	20.647
TR 13	+ TR 2202/01	TP (w/t oilcooler)	Teeth	375	51	19.644
TR 22	+ TR 2202/01	TP (w/t oilcooler)	Teeth	485	87	20.963
TR 13	+ TR 2201/01	TXV	Teeth	375	51	19.978
TR 22	+ TR 2201/01	TXV	Teeth	485	87	21.298



TRACTOR FITTINGS


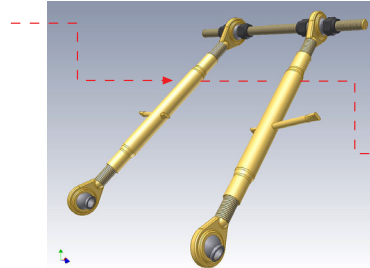


WARNING

Due to the high offset loads on the linkage, it is necessary to fit two stabilizers links between the frame and the tractor. On T and TM they are not necessary but still recommended.


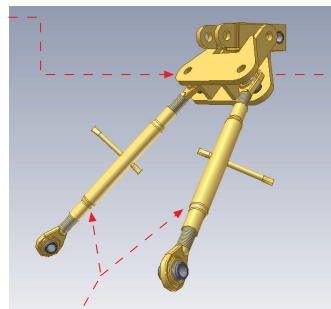
STABILIZERS

Boom mowers are mounted to the tractor using conventional 3-point linkage connection. Due to the high offset loads on the linkage it is necessary to fit two additional stabilizers link between the frame and the tractor. (standard stabilizers)




"DELTA" BRACKET FOR STABILIZERS

Generally stabilizers should be fixed at the tractor side in the top link area. If there is not any provision on the tractor to attach the stabilizer, the "DELTA" yoke will provide a location. The "DELTA" Yoke is available for the following models T, TM, TP. it requires specific stabilizers.



mod. serie T




serie TM, TP, TXV

REAR AXLE RIGID FITTING SYSTEM

In case of very heavy equipments like TXV 50 and 60, we strongly recommend to fit the boom mower on axle brackets.

Thanks to such a rigid fitting system, we obtain a better stability of the boom mower both in transport and work.

For being the tractor axles different from make to make, the axle plates which are part of the fitting, need to be adapted to the specific tractor axle.



LIFT FLOAT DEVICE

The TP and TXV boom mowers will have fitted as standard the Lift Float Device, consisting of a nitrogen accumulator connected to the boom mower lift ram.

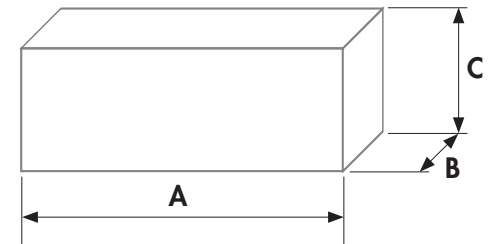
Once activated, the accumulator takes most the weight away from the flail head, which is left free to float up and down to better follow the ground contours



WEIGHTS & DIMENSIONS



Models	Dimensions in Inches			Flail head	Weight Lbs
	A	B	C		
MT140	63"	31"	39"	—	793
MT160	71"	31"	39"	—	882
MT180	79"	31"	39"	—	1014
MT200	87"	31"	39"	—	1102
MKD2300	102"	47"	59"	—	2195
MKD2500	120"	49"	59"	—	2485
MKD2800	120"	49"	59"	—	2570
ZME125	67"	26"	40"	—	690
ZME155	67"	26"	40"	—	739
ZMGE1400	75"	32"	50"	—	1283
ZMGE1600	83"	29"	51"	—	1283
ZMTE PRO 1600	83"	29"	51"	—	1585
ZMTE PRO 1800	91"	29"	51"	—	1614
ZMTE PRO 2000	98"	29"	51"	—	1666
ZMTE PRO 2300	110"	29"	55"	—	1700
ZLE PRO 1800	91"	69"	47"	—	1830
ZLE PRO 2000	99"	69"	47"	—	1896
ZLE PRO 2300	110"	69"	51"	—	2000
ZHE2500	122"	65"	57"	—	3197
T350S	75"	29"	76"	CS150	580
T350SI	75"	29"	76"	CS150	780
T250A	69"	29"	62"	TME60	689
T320A	69"	29"	86"	TME80	848
T380D	69"	29"	79"	TID100	1136
T430D	69"	29"	79"	TID100	1147
T460	95"	35"	89"	TID100	1323
TM46	95"	35"	83"	TI120	1950
TP490	102"	37"	83"	TI120	2116
TP600	102"	37"	83"	TI120	2248
TST 50	97"	46"	69"	TI120	2200
TSKID1800	81"	54"	33"	—	1720
TSKID2000	89"	54"	33"	—	1790
TSKQ/F	79"	38"	79"	—	2325
TSKQ/A	87"	38"	79"	—	2500
TXV50	102"	37"	80"	—	2370
TN120*	51"	31"	28"	—	695
TXV60	102"	37"	80"	—	2469
TN120*	51"	31"	28"	—	695



To be noted: wooden boxes can be put one on top of the other, furthermore a wooden box can hold a pallet. A pallet cannot hold any other machine on its top. Every consignment will be carefully analyzed in order to avoid loss of space and to optimize the load.

* TN125 is the flailhead that belongs to TXV and is shipped on its own pallet.

SET UP TIMES

MODEL OF MOWER	WHAT NEEDS TO BE DONE TO INSTALL	TIME TO INSTALL
----------------	----------------------------------	-----------------

MOWERS


MT	Remove unit from pallet or crate. install three point loop. Install unit to tractor. Cut and install pto if needed.	1 hour
MKD	Remove unit from pallet or crate. install three point loop. Install unit to tractor. Cut and install pto if needed.	1 hour

OFFSET/IN-LINE SLOPE MOWERS

ZME	Remove unit from skid or crate install ofset arms and three point loop. Install unit onto tractor and plug in hydraulics. Install pto and cut if needed.	2-3 hours, depending on how unit is packaged
ZMGE		
ZMTE PRO		
ZLE PRO		
ZHE		

BOOM MOWERS

T350S	Remove unit from skid or crate, install unit onto tractor and plug in hydraulics. Run controls up into cab and make mount for them.	2 hours
T350SI	Remove unit from skid or crate, install unit onto tractor and plug in hydraulics. Run controls up into cab and make mount for them.	2 hours
T250A	Remove unit from skid and remount lower hitch arms into position for mounting on tractor. Mount unit to tractor and install hydraulic pump onto pto output shaft and fasten to tractor so pump does not spin. Run controls up into cab and make mount for them.	2,5 hours
T320A	Remove unit from skid and remount lower hitch arms into position for mounting on tractor. Mount unit to tractor then cut and install pto. Run controls up into cab and make mount for them.	2 hours
T380D - T430D	Remove unit from skid and remount lower hitch arms into position for mounting on tractor. Mount unit to tractor then cut and install pto. Run controls up into cab and make mount for them.	2 hours
T460	Remove unit from skid and remount lower hitch arms into position for mounting on tractor. Mount unit to tractor then cut and install pto. Run controls up into cab and make mount for them.	2 hours
TM 46	Remove unit from skid and remount lower hitch arms into position for mounting on tractor. Mount unit to tractor then cut and install pto. Run controls up into cab and make mount for them.	2 hours
TP 490	Remove unit from skid and mount unit to tractor then cut and install pto. Run controls up into cab and make mount for them.	4-6 hours, depending on shop
TP 600	Remove unit from skid and install boom to frame and main cylinder. Mount unit to tractor then cut and install pto. Run controls up into cab and make mount for them. Install head onto boom and mount hydraulic motor to head.	4-6 hours, depending on shop
TST50	Remove unit from skid and mount unit to tractor then cut and install pto. Run controls up into cab and make mount for them.	4-6 hours, depending on shop
TXV 50/60	Remove unit from skid and install boom to frame and main cylinder. Mount unit to tractor then cut and install pto. Run controls up into cab and make mount for them. Install head onto boom and mount hydraulic motor to head.	4-6 hours, depending on shop
TXV 50/60	Rear axle rigid fitting system installation (as an option)	4-6 hours, depending on shop



www.ferrisrl.it



HARCOAg
EQUIPMENT
HARRISTON, ON

5808 Hwy #9 North
Harriston, Ontario, N0G 1Z0
Phone: (519) 338-2923
Fax: (519) 338-2756
Email: sales@harcoag.ca
Web Site: www.harcoag.ca