

**Product Range**



# Haymaking







# Haymaking **Product Range**

[www.sitrex.com](http://www.sitrex.com)





## SITREX: a family business projected into the future

Founded in 1970 in Italy, Sitrex has designed agricultural machinery that achieved outstanding results throughout the world. Started as a small family business, today the company ranks among the leaders in the manufacture of haymaking machines.

Sitrex keeps growing thanks to its flexibility, which allows it to respond promptly to the farmers' needs and the production variability in the agricultural mechanization sector. The company's philosophy is in fact aimed at **ultimate customer satisfaction through state-of-the-art machines that combine efficiency, functionality and innovation.**

Our structure is dynamic: with 4 owned factories – located in Trestina, Perugia, Italy – we employ 150 people and we have modern and efficient machinery. Almost 95% of our turnover is generated abroad, confirming the export vocation that has characterized the company since its origins.

Orders are growing every year, from all over the world and even from emerging countries. Global demand requires product quality and reliability: that's why Sitrex makes sure to meet the customers' expectations, offering increasingly professional machines and a variety of products for long-term changes and market growth.

Our goal at Sitrex is to make the farmers' work easier, and our machines guarantee this kind of success. We built our International experience over more than five decades, creating a **broad product range to meet the variety of working conditions and needs of farmers all over the world.**



## SITREX: the corporate history, from foundation to the present day

**1970 |** Sitrex was founded by Giovanni Signorelli, who is still its President today. Until the early 1980s, the company specialized in the manufacture and supply of mechanical components that were exported throughout Europe.

**1980 |** The first deliveries of agricultural machinery in Europe began, followed by the supply of rakes to the American and Canadian markets, and concomitant exports to Australia, New Zealand, Japan and South Africa.

**1990 |** In the decade from 1990 to 2000, the distribution network expanded to the U.S.A. with new ranges of professional rakes and major O.E.M. contracts. In the same period, Sitrex opened its second factory to support the increasing demand and growth of the company.

**2000 |** In the 2000s Sitrex U.S.A. Inc. was established with 4 warehouses in Texas, Nebraska, Kansas and Ohio, to strengthen distribution and after-sales service. Further opportunities for growth came up with O.E.M. supplies in the U.S.A. to International companies. In the decade from 2000 to 2010, Sitrex also opened its third facility, for a total of an additional 10,000 m<sup>2</sup>, to meet the increased demand and to accommodate the production of the new line of mixer feeders.

**2010 |** With the acquisition of AGM, Sitrex officially entered the market of mixer wagons for livestock feed. Moreover, in 2017 it acquired the range of ABBRIATA® balers.

**2020-2023 |** October 2020 marked the 50th anniversary of the founding of Sitrex. Between that year and 2023, we worked on the opening of the fourth plant in Trestina, Umbria, with a surface area of 10,000 m<sup>2</sup> – reaching a total of over 30,000 m<sup>2</sup> of covered premises and offices.





**Your partner  
in farming**





# Haymaking



Every stage of haymaking matters. That's why Sitrex has been innovating to help farmers preserve the value of their forage, designing and crafting agricultural machinery that optimizes every step of the process.

We provide farmers with **top-tier rakes, mowers, tedders, balers and bale wrappers**, standing by their side with efficient, functional and innovative equipment.

Haymaking machinery is our specialization: a niche where we have been investing for decades in order to excel and empower farmers worldwide.



# BASKET RAKE

BR2030-6 / BR2030-7



The Basket Rake BR2030 rakes cleanly and efficiently using quick and easy controls. Farmers who want to produce high quality hay find in this type of rake the right machine, ideal for their needs. After the passage of the basket rake the hay forms a clean swath since the teeth of the basket rake pass on the stubble leaving behind all the impurities. On the field no hay remains behind because the baskets float broadly and are transported on a tandem axle. The operator can control all the rake functions from the electro-hydraulic control panel.



Ball hitch 2 - 5 / 16" (optional).



In work mode, the Basket Rake cleans the ground perfectly and reaches a width of 30ft.




Tandem wheels and front and rear Castor wheels (standard).



Hydraulic shock absorbers and adjustments.





Basket Rake in the transport position.



Basket Rake in the work position.



Specifications	BR2030 - 6 BARS	BR2030 - 7 BARS
<b>Overall height [m (ft)]</b>	2.0 (6'6")	2.0 (6'6")
<b>Transport width [m (ft)]</b>	3.2 (10'5")	3.2 (10'5")
<b>Transport length [m (ft)]</b>	7.8 (25'6")	7.8 (25'6")
<b>Weight [kg (Lbs)]</b>	2800 (6167)	2860 (6300)
<b>Maximum working width [m (ft)]</b>	9.2 (30')	9.2 (30')
<b>Number of tines</b>	444 total 37 tines per bar	518 total 37 tines per bar
<b>Basket speed [rpm]</b>	Variable: 60 ÷ 80 rpm	Variable: 60 ÷ 80 rpm
<b>Operating speed [km/h (mph)]</b>	3 ÷ 16 (2 ÷ 10)	3 ÷ 16 (2 ÷ 10)
<b>Transport speed max [km/h (mph)]</b>	32 (20)	32 (20)
<b>Wheels</b>	Tandem	Tandem
<b>Tires</b>	235/75-R15	235/75-R15
<b>Electrical requirement</b>	12V DC 7 pin connector	12V DC 7 pin connector
<b>Hydraulic requirement</b>	2 outlets 44 l/min (12 US gpm)	2 outlets 44 l/min (12 US gpm)
<b>Maximum hydraulic pressure [ kPa (psi)]</b>	17000 (2450)	17000 (2450)



# MAGNUM EVOLUTION “V” RAKES

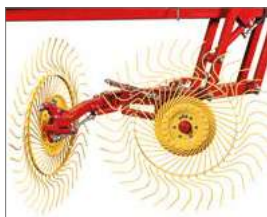
MKE 10 / 12 / 14 / 16 / 18 / 20



The standard version has rake wheels with a diameter of 55" (1.4m) and tines with a diameter of 0.28" (7mm). As an alternative, and with no changes to the machine structure needed, it is possible to mount optional rake wheels with a diameter of 60" (1.52m) and tines with a diameter of 0.3" (7.5 mm). Each wheel, regardless of the diameter, is equipped with 40 tines made of top-quality spring steel.

A lever acting on a sprocket equipped with a locking mechanism enables the width of the swath to be adjusted easily and rapidly from about 3' (0.91 m) to 6' (1.8 m). Alternatively, this function can be performed by an optional hydraulic device enabling the adjustment of the swath directly from the tractor.

## OPTIONAL ACCESSORY KITS



Center finger wheel kit.



Rear crossbar hydraulic opening kit.



Single-side opening kit.

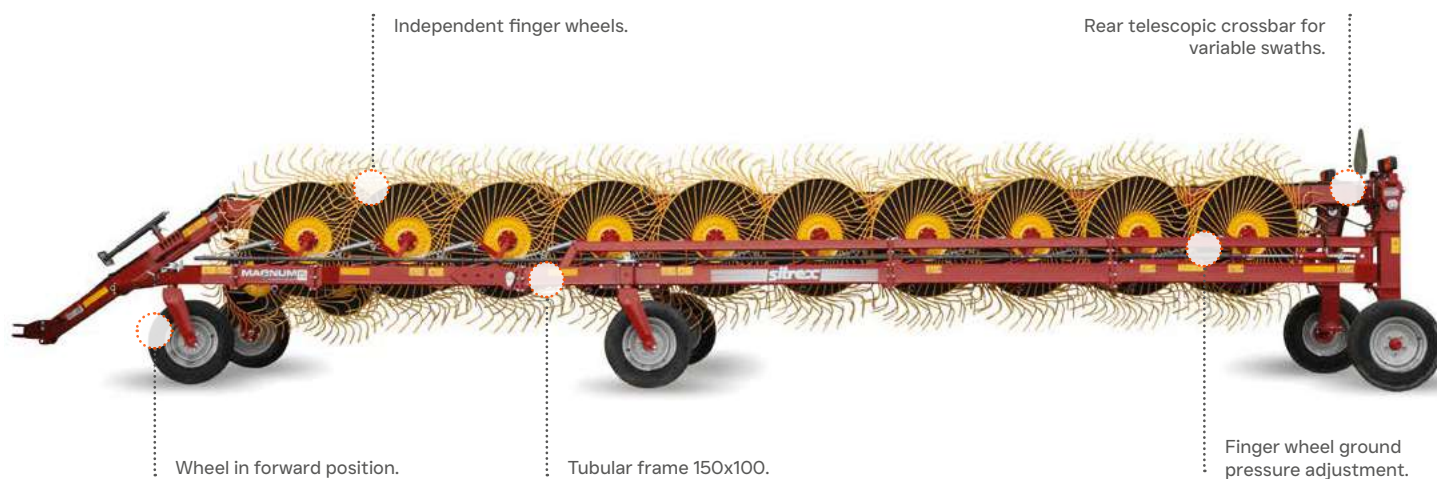


Rear tandem.



60" finger wheels.





Specifications	MKE 10	MKE 12	MKE 14	MKE 16	MKE 18	MKE 20
<b>Number of Finger Wheels</b>	10	12	14	16	18	20
<b>Finger Wheel Diameter</b>	55" (1,4m)	55" (1,4m)	55" (1,4m)	55" (1,4m)	55" (1,4m)	55" (1,4m)
<b>Teeth per wheel</b>	40	40	40	40	40	40
<b>Finger Wheel Tine Diameter</b>	0,28" (7mm)	0,28" (7mm)	0,28" (7mm)	0,28" (7mm)	0,28" (7mm)	0,28" (7mm)
<b>Finger Wheel Diameter (Opt.)</b>	60" (1,52m)	60" (1,52m)	60" (1,52m)	60" (1,52m)	60" (1,52m)	60" (1,52m)
<b>Teeth per wheel</b>	40	40	40	40	40	40
<b>Finger Wheel Tine Diameter</b>	0,3" (7,5mm)	0,3" (7,5mm)	0,3" (7,5mm)	0,3" (7,5mm)	0,3" (7,5mm)	0,3" (7,5mm)
<b>Finger Wheel Hub Bearing Type</b>	Tapered roller-greaseable	Tapered roller-greaseable	Tapered roller-greaseable	Tapered roller-greaseable	Tapered roller-greaseable	Tapered roller-greaseable
<b>Finger Wheel Spacing (center to center)</b>	30,8" (780mm)	30,8" (780mm)	30,8" (780mm)	30,8" (780mm)	30,8" (780mm)	30,8" (780mm)
<b>Operating Weight lbs-Kg (with wheels 55")</b>	3520 lbs 1600 kg	3700 lbs 1680 kg	4955 lbs 2250 kg	5290 lbs 2400 kg	6610 lbs 3000 kg	6760 lbs 3070 kg
<b>Operating Weight lbs-Kg (with wheels 60")</b>	3625 lbs 1645 kg	3820 lbs 1735 kg	5090 lbs 2310 kg	5400 lbs 2450 kg	6760 lbs 3060 kg	6960 lbs 3160 kg
<b>Transport Wheel size</b>	205/75-15"	205/75-15"	205/75-15"	205/75-15"	205/75-15"	205/75-15"
<b>Min. Tractor Horsepower Required*</b>	30 HP - 22 kW	30 HP - 22 kW	30 HP - 22 kW	30 HP - 22 kW	55 HP - 40 kW	55 HP - 40 kW
<b>Safety Tow Chain</b>	std	std	std	std	std	std
<b>Overall Length-Transport</b>	24,8' - 7,58 m	24,8' - 7,58 m	32,8' - 9,96 m	32,8' - 9,96 m	38' 3" - 11,65 m	38' 3" - 11,65 m
<b>Transport Height (with wheels 60")</b>	6,39' - 1,95 m	6,39' - 1,95 m	6,39' - 1,95 m	6,39' - 1,95 m	6,39' - 1,95 m	6,39' - 1,95 m
<b>Overall Transport Width</b>	8' 36" - 2,55 m	8' 36" - 2,55 m	8' 36" - 2,55 m	8' 36" - 2,55 m	8' 36" - 2,55 m	8' 36" - 2,55 m
<b>Maximum Working Width</b>	21,3' - 6,5 m	25,3' - 7,6 m	28,5' - 8,7 m	31' - 9,4 m	34' 5" - 10,5 m	37' 5" - 11,4 m
<b>Minimum Windrow Width</b>	3' - 0,9m	3' - 0,9m	3' - 0,9m	3' - 0,9m	3' - 0,9m	3' - 0,9m
<b>Maximum Windrow Width</b>	6' - 1,8m	6' - 1,8m	6' - 1,8m	6' - 1,8m	6' - 1,8m	6' - 1,8m

\* Depending on crop conditions, the field conditions and weight of the tractor

# MAGNUM PRO “V” RAKES

MKE PRO 1021 / 1225 / 1428 / 1631 / 1834 / 2037



SITREX MKE-PRO series trailing wheel rakes are the best choice for the raking of hay. Their construction is designed for high-speed operation on any type of field and with any type of hay, always ensuring an excellent haymaking quality.

The range includes six models with raking widths from 21' to 37' meeting the requirements of enterprises of any size. When all hay has been collected, the machine can be closed rapidly to the driving position, thus minimizing operation times.

The whole frame is composed of thick, heavy-gauge tubing, including wheel supports, which decreases working costs and enhances machine durability.

## OPTIONAL ACCESSORY KITS



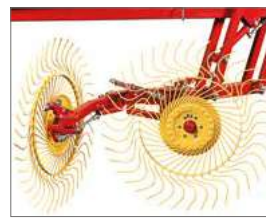
*Independent flotation  
Wheels.*



*Quick adjustment of windrow  
Width.*

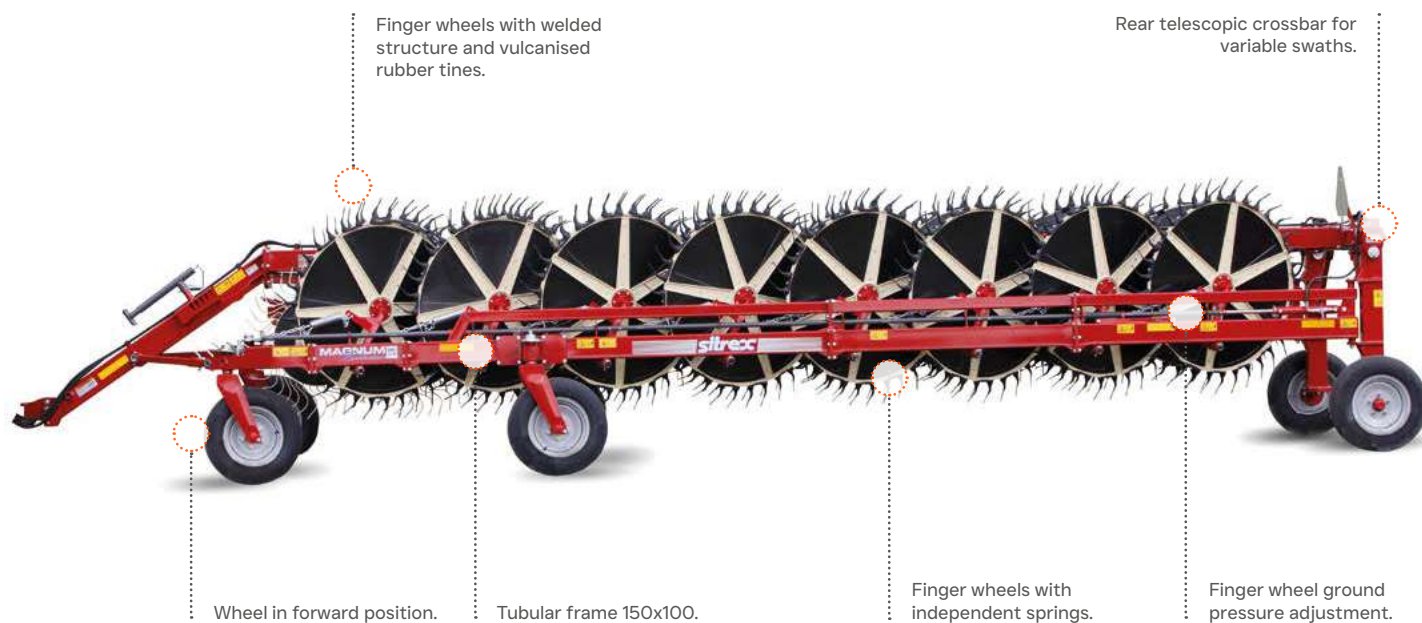


*Tandem kit.*



*Center finger wheel kit.*





Specifications	MKE-PRO 1021	MKE-PRO 1225	MKE-PRO 1428	MKE-PRO 1631	MKE-PRO 1834	MKE-PRO 2037
<b>Number of Finger Wheels</b>	10	12	14	16	18	20
<b>Finger Wheels diameter</b>	60"-1525 mm	60"-1525 mm	60"-1525 mm	60"-1525 mm	60"-1525 mm	60"-1525 mm
<b>Finger Wheel Tine Diameter</b>	0.0275"- 7 mm	0.0275"- 7 mm	0.0275"- 7 mm	0.0275"- 7 mm	0.0275"- 7 mm	0.0275"- 7 mm
<b>Double teeth per Wheel</b>	18 (36)	18 (36)	18 (36)	18 (36)	18 (36)	18 (36)
<b>Maximum Working Width</b>	21'4"- 6,5 m	25'- 7,6 m	28'6"- 8,7 m	31'- 9,4 m	34'5"- 10,5 m	37'5"-11,4 m
<b>Windrow Width (min-max)</b>	3'6"- 0,9/1,8 m	3'6"- 0,9/1,8 m	3'6"- 0,9/1,8 m	3'6"- 0,9/1,8 m	3'6"- 0,9/1,8 m	3'6"- 0,9/1,8 m
<b>Overall Transport Width</b>	8'4"- 2,55 m	8'4"- 2,55 m	8'4"- 2,55 m	8'4"- 2,55 m	8'4"- 2,55 m	8'4"- 2,55 m
<b>Overall Length - Transport</b>	24'10"- 7,575 m	24'10"- 7,575 m	32'8"- 9,955 m	32'8"- 9,955 m	38'3"- 11,65 m	38'3"- 11,65 m
<b>Transport Height</b>	6.39'- 1,95 m	6.39'- 1,95 m	6.39'- 1,95 m	6.39'- 1,95 m	6.39'- 1,95 m	6.39'- 1,95 m
<b>Minumum Tractor Horsepower Required *</b>	40 HP - 30 kW	40 HP - 30 kW	55 HP - 40 kW	55 HP - 40 kW	60 HP - 45 kW	60 HP - 45 kW
<b>Operating speed</b>	9 mph 15 km/h	9 mph 15 km/h	9 mph 15 km/h	9 mph 15 km/h	9 mph 15 km/h	9 mph 15 km/h
<b>Finger Wheel Hub Bearing Type</b>	Tapered roller-greaseable	Tapered roller-greaseable	Tapered roller-greaseable	Tapered roller-greaseable	Tapered roller-greaseable	Tapered roller-greaseable
<b>Transport Wheel size</b>	205/75-R15	205/75-R15	205/75-R15	205/75-R15	205/75-R15	205/75-R15
<b>Weight</b>	3920 Lbs 1780 kg	4275 Lbs 1940 kg	5620 Lbs 2550 kg	6060 Lbs 2750 kg	7465 Lbs 3385 kg	7760 Lbs 3520 kg

\* Depending on crop conditions, the field conditions and weight of the tractor



# PRO 17 RAKE


PRO 17



The SITREX PRO/17 wheel rake is the best on the market for raking both green and dry hay, hay residue from all kinds of plants, etc. It is also suitable for large, voluminous and heavy harvests. They are made for use at a high operating speed over any terrain and for all types of fodder, always guaranteeing excellent quality work. A kit is available for transforming the PRO/17 into a PRO/19 rake.







Specifications	PRO/17
<b>Number of Wheels</b>	17
<b>Wheels diameter</b>	60" - 1525 mm
<b>Teeth per Wheel</b>	36
<b>Teeth</b>	Rubber mounted in set of 2
<b>Transport width</b>	12'3" - 3735 mm
<b>Transport length</b>	28'3" - 8610 mm
<b>Maximum raking width</b>	29' - 8840 mm
<b>Maximum finished windrow width</b>	72" - 1830 mm
<b>Rake wheel hubs</b>	Tapered Bearing
<b>Tires</b>	10.0/75 - 15.3



# MKS EUROPE

MKS-12 / 14 / 16 / 18 / 20



SITREX MKS series trailed wheel rakes offer the best there is in hay-raking. They are designed to be used at a high working speed over any terrain and with any type of fodder, always guaranteeing excellent work quality. The range consists of three models with working widths from 7.50 m to 9.60 m that can meet the needs of any size of farm. Once the job is finished you can quickly put the machine back into the transport position, reducing idle time to a minimum. The entire frame is made from wide-section, heavy-gauge tubular steel. The pantograph opening system with a telescopic drawbar reduces the length of the machine during transport and better stabilizes the raking wings while working. All of this reduces operating costs and increases machine life. The new design of the rear axle and wheel support allows to have large sizes wheel with large windrow widths together with a road transport width of 2.55 meters.

## OPTIONAL ACCESSORY KITS



Center finger wheel kit.

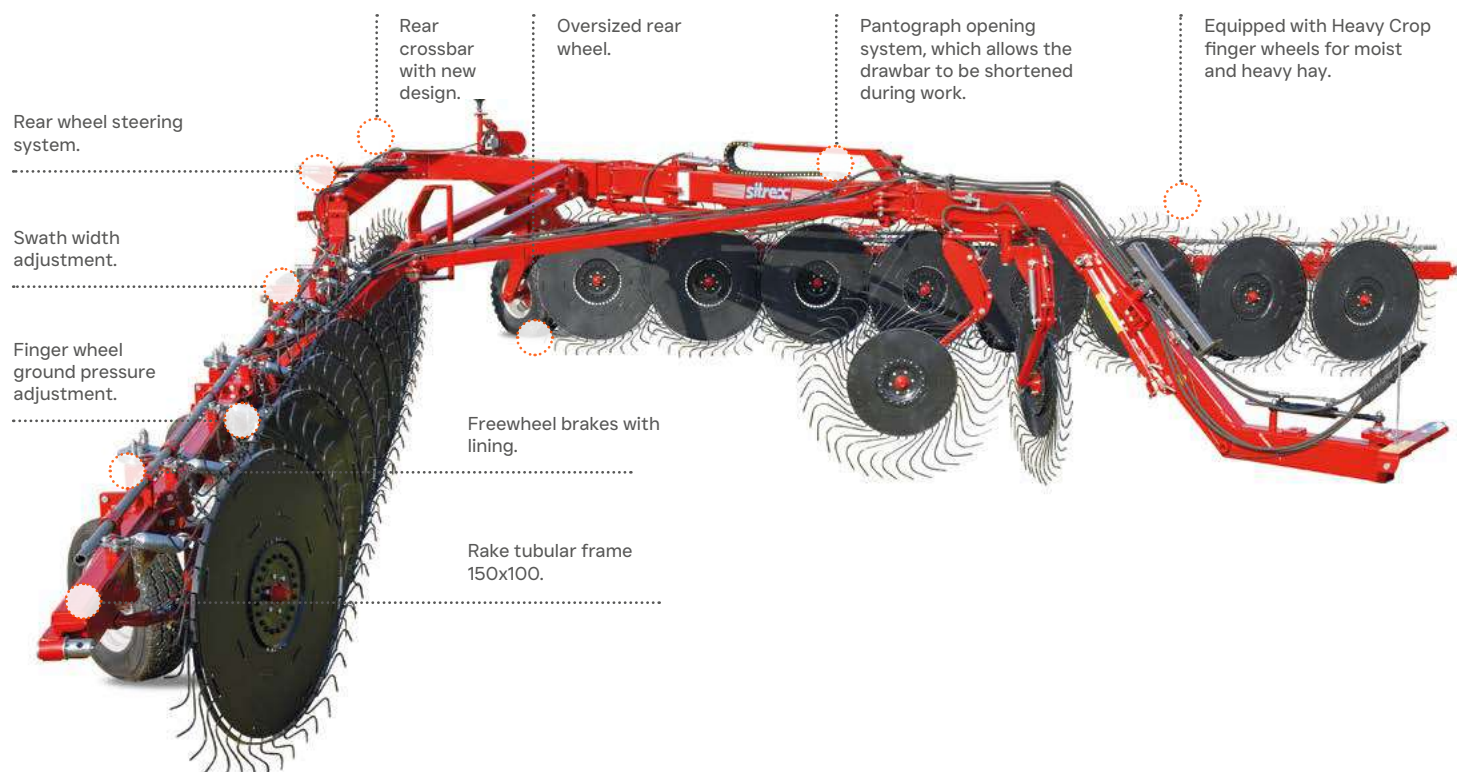


Spare wheel kit.



Self-steering.





Specifications	EUROPE MKS 12	EUROPE MKS 14	EUROPE MKS 16	EUROPE MKS 18	EUROPE MKS 20
<b>Number of Wheels</b>	12	14	16	18	20
<b>Diameter of the wheels</b>	55" - 1,4 m	55" - 1,4 m	55" - 1,4 m	55" - 1,4 m	55" - 1,4 m
<b>Maximum swath width</b>	71" - 1,8 m	71" - 1,8 m	71" - 1,8 m	71" - 1,8 m	71" - 1,8 m
<b>Minimum swath width</b>	43.3" - 1,1 m	43.3" - 1,1 m	43.3" - 1,1 m	43.3" - 1,1 m	43.3" - 1,1 m
<b>Maximum working width</b>	24' 7" - 7,5 m	27' 11" - 8,5 m	31' 6" - 9,6 m	35' 2" - 10,7 m	38' 9" - 11,8 m
<b>Transport Height</b>	94.5" - 2,4 m	94.5" - 2,4 m	94.5" - 2,4 m	94.5" - 2,4 m	94.5" - 2,4 m
<b>Tractor power</b>	60 HP - 44 kW	70 HP - 52 kW	70 HP - 52 kW	90 HP - 66 kW	90 HP - 66 kW
<b>Working speed</b>	9 mph - 15 km/h	9 mph - 15 km/h	9 mph - 15 km/h	9 mph - 15 km/h	9 mph - 15 km/h
<b>Frontal wheel</b>	225/70 R15	225/70 R15	225/70 R15	225/70 R15	225/70 R15
<b>Rear wheel</b>	11.5/80 R15.3	11.5/80 R15.3	11.5/80 R15.3	11.5/80 R15.3	11.5/80 R15.3
<b>Transport width</b>	100" - 2,55 m	100" - 2,55 m	100" - 2,55 m	100" - 2,55 m	100" - 2,55 m
<b>Transport length</b>	34' 5.4" - 10,5 m	34' 5.4" - 10,5 m	34' 5.4" - 10,5 m	40' 4" - 12,3 m	40' 4" - 12,3 m
<b>Weight</b>	6240 Lbs - 2830 kg	6790 Lbs - 3080 kg	7030 Lbs - 3190 kg	7920 Lbs - 3590 kg	8135 Lbs - 3690 kg



# QR RAKES

QR8 / QR10 / QR12



The new “V” type wheel rakes with 8, 10 or 12 wheels of the QR range give farmers the opportunity to use a machine featuring high performance in terms of both quality and quantity, combined with great simplicity of use. The machine is compact, but designed at the same time with plenty of clearance in the area through which the raked hay goes through. This gives the machine excellent operational qualities as well as maneuverability and stability both while working and during transport.

Thanks to the quality of the materials used and to the solutions adopted based on experience acquired in innumerable field tests, our QR range wheel rakes will meet farmers’ every need, with regard both to functions and to durability.

## OPTIONAL ACCESSORY KITS



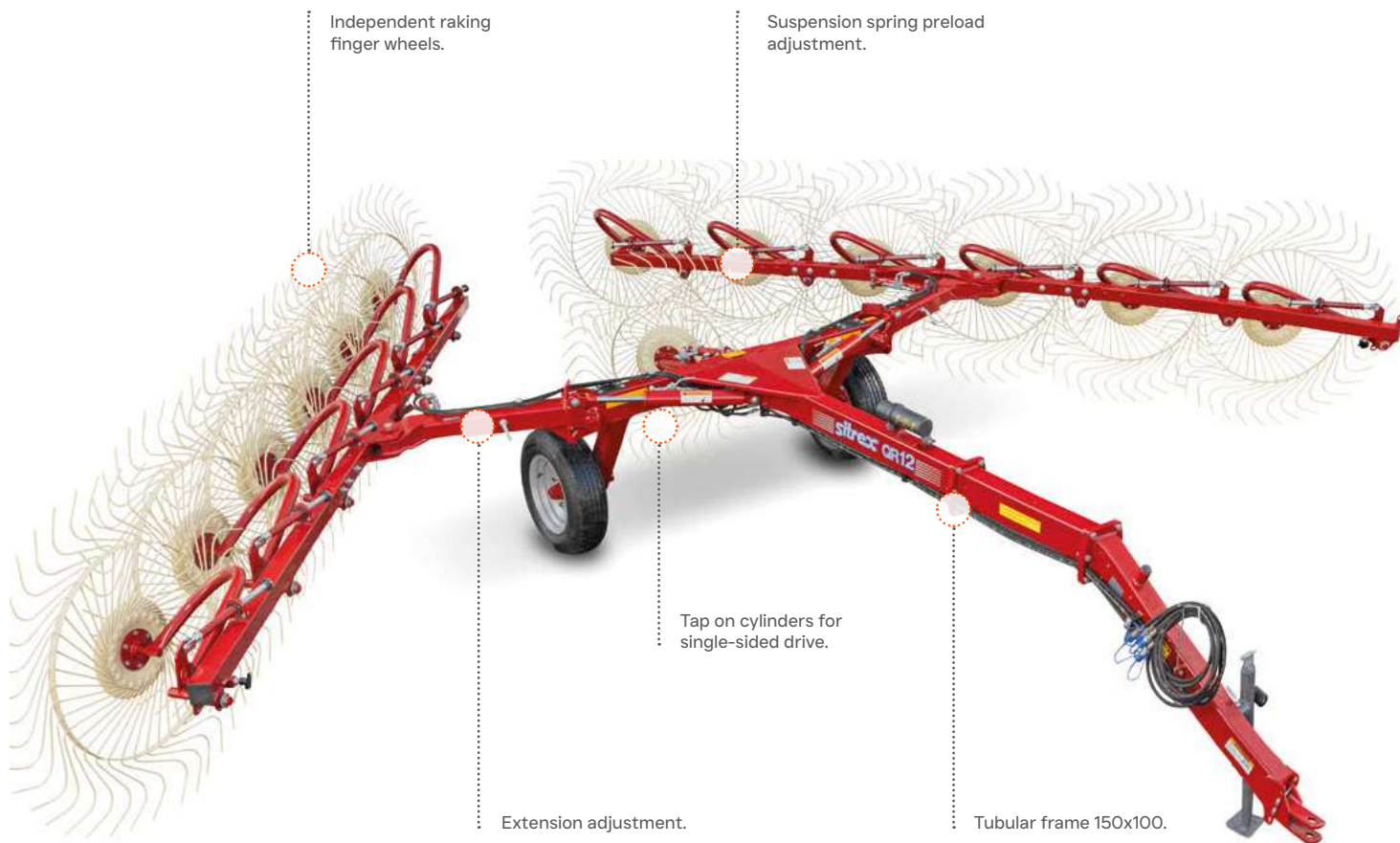
Hydraulic angle.



Tandem and single and double center finger wheel kit.







Specifications	QR8	QR10	QR12
<b>Number of finger wheels</b>	8	10	12
<b>Transport width</b>	8' 5" - 2,6m	8' 5" - 2,6m	8' 5" - 2,6m
<b>Minimum transport height</b>	7'9" - 2,4m	7'9" - 2,4m	7'14" - 2,5m
<b>Minimum working width</b>	16'4" - 5m	19' - 5,8m	21'8" - 6,6m
<b>Maximum working width</b>	18' - 5,5m	21' - 6,4m	24' 6" - 7,5m
<b>Minimum windrow width</b>	3' - 0,9m	3' - 0,9m	3' - 0,9m
<b>Maximum windrow width</b>	6' 7" - 2m	6' 7" - 2m	6' 7" - 2m
<b>Weight</b>	1675 Lbs - 760kg	1875 Lbs - 850 kg	2115 Lbs - 960 kg
<b>Tires</b>	205-75/15	205-75/15	205-75/15
<b>Tractor requirements HP</b>	30 - 22,3 KW	30 - 22,3 KW	50 - 36,7 KW



# QRX RAKES

QRX 12 / 14 / 16



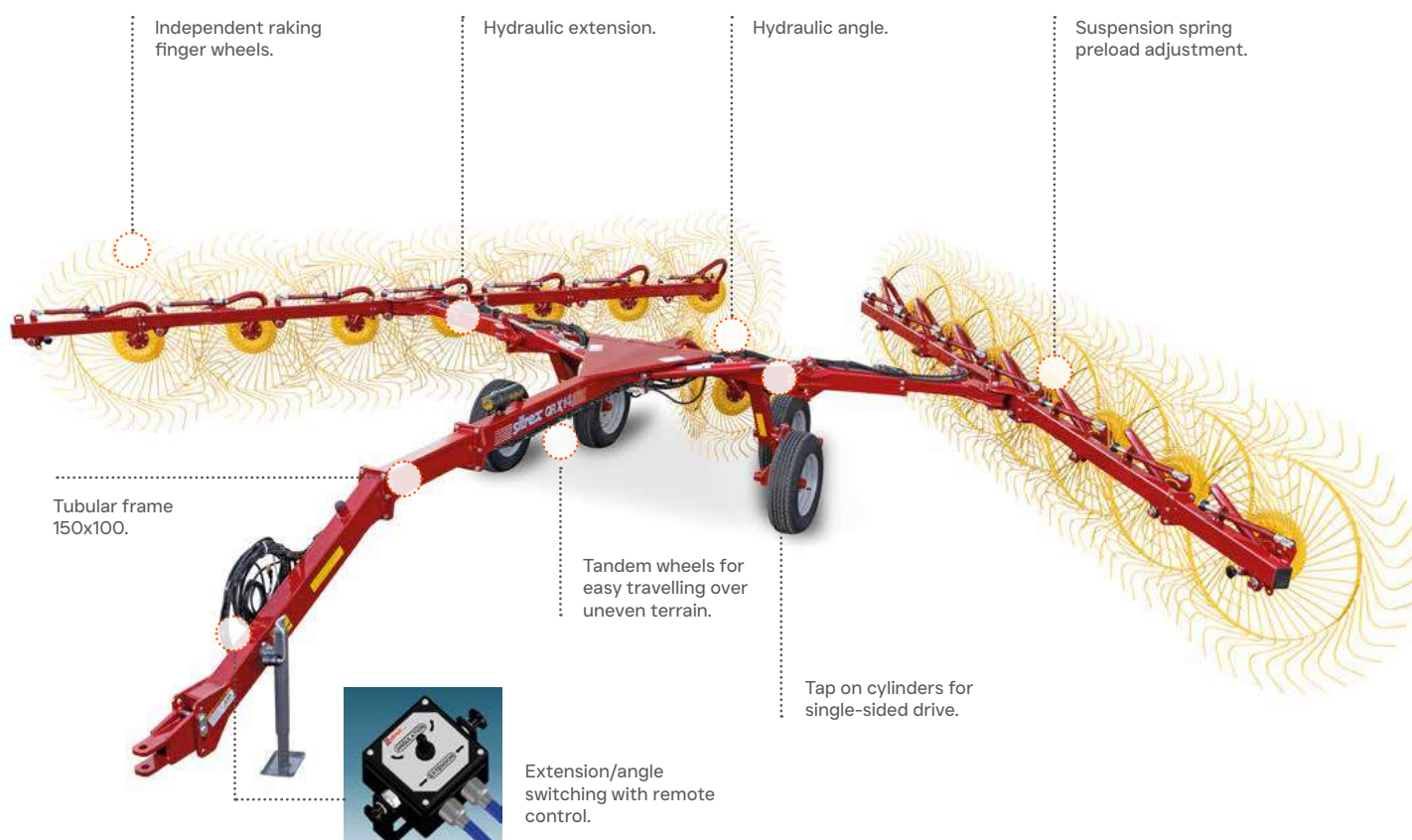
The new QRX range of “V” type wheel rakes with 12, 14 or 16 wheels are easy to use machines that have a strong frame and therefore are able to provide excellent performance as regards both quantity and quality. Although very compact, and thus able to guarantee great maneuverability in narrow spaces and over irregular ground, and at the same time excellent quality work and great stability both while working and during transport, they have a variety of systems and devices that make them comparable to higher range machines in terms of performance, but with lower operating costs.

## OPTIONAL ACCESSORY KITS



*Double Center Kicker Wheel Kit.*





Specifications	QRX 12	QRX 14	QRX 16
<b>Number of finger wheels</b>	12	14	16
<b>Finger Wheel Diameter</b>	55" - 1,4m	55" - 1,4m	55" - 1,4m
<b>Finger Wheel Tine Diameter</b>	0,28" - 7mm	0,28" - 7mm	0,28" - 7mm
<b>Finger Wheel Diameter (Optional)</b>	60" - 1,52m	60" - 1,52m	60" - 1,52m
<b>Finger Wheel Tine Diameter</b>	0,3" - 7,5mm	0,3" - 7,5mm	0,3" - 7,5mm
<b>Maximum Windrow Width</b>	6' 7" - 2m	6' 7" - 2m	6' 7" - 2m
<b>Minimum Windrow Width</b>	3' - 0,9m	3' - 0,9m	3' - 0,9m
<b>Maximum Working Width</b>	25' 1" - 7,65m	28' - 8,5m	30' 5" - 9,3m
<b>Minimum Working Width</b>	21' 12" - 6,7m	24' 11" - 7,6m	27' 9" - 8,5m
<b>Minimum Transport Height</b>	9' 2" - 2,8m	9' 2" - 2,8m	9' 8" - 2,95m
<b>Minimum Tractor HP Required</b>	50 HP - 36,7 kW	60 HP - 44 kW	75 HP - 55 kW
<b>Tires</b>	205-75/15	205-75/15	205-75/15
<b>Transport Width</b>	9' 2" - 2,8m	9' 2" - 2,8m	9' 2" - 2,8m
<b>Weight</b>	2955 Lbs - 1340 kg	3330 Lbs - 1510 kg	3616 Lbs - 1640 kg



# EXPLORER “V” RAKES

MX8 / 10 / 12



The Sitrex EXPLORER Pull - Type V- Rake is a medium size V-Rake. This machine is designed to obtain a maximum working width of 23'3" and windrows widths adjustable from 3" to 5'. The drawbar and the opening system are mounted over the wheels this allows to make a windrow without hindrances with the components of the machine. All rake wheels are spring-load lifted independently and this allows the machine to follow the ground contours. Tines are made of special steel with 7mm. diameter. Tines pick up the hay making fluffy windrows very suitable for baling.

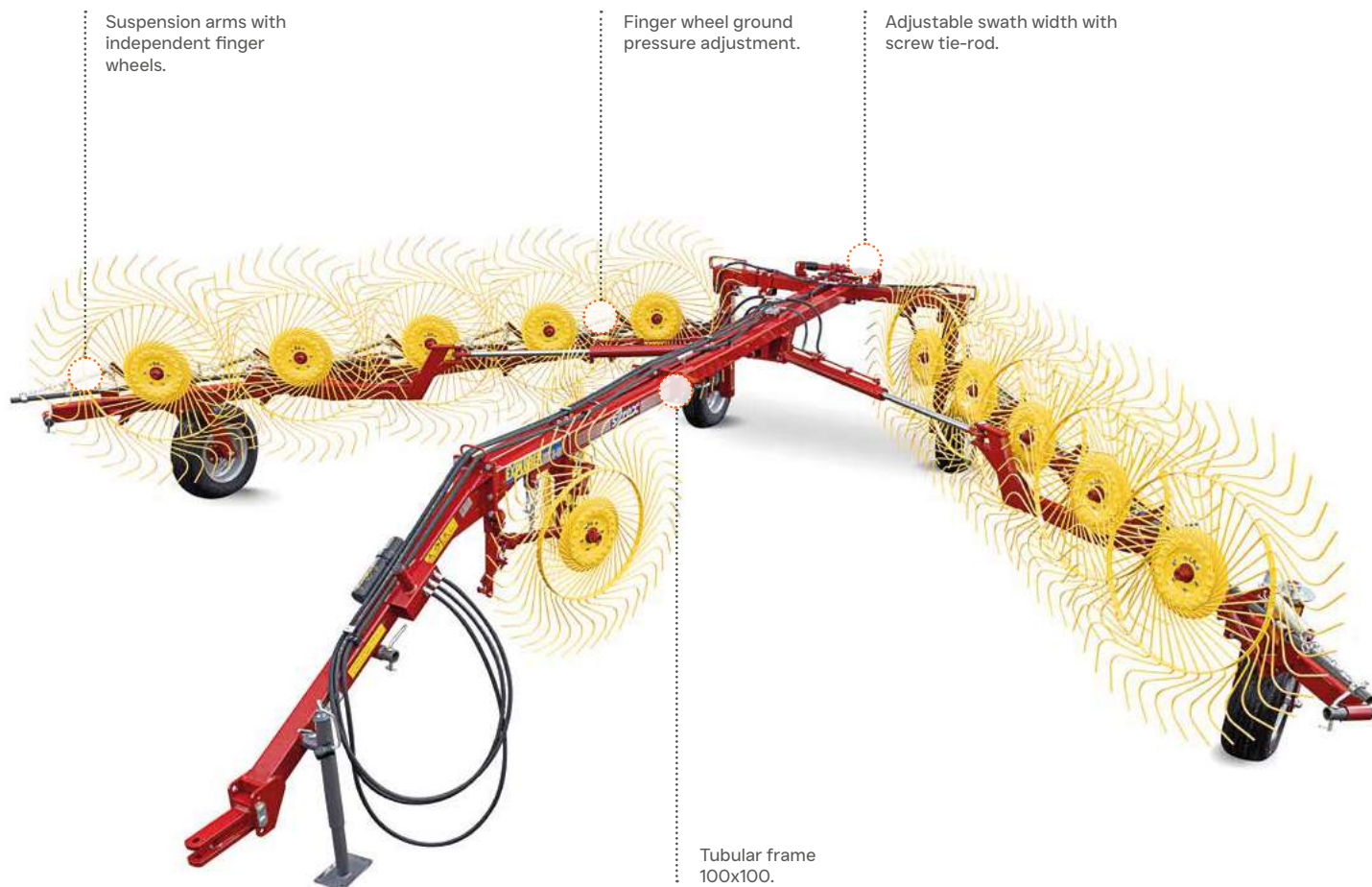
A double hydraulic system, tractor driven, controls both the wheels lift and the machine total or partial opening and closing.

On the hydraulic cylinder, which controls the opening and closing of the machine, is mounted a locking valve to maintain the required working width. Even in case of pipe breaking the machine remains in the same position which has been set.



Double Center Kicker Wheel Kit .





Specifications	MX8	MX10	MX12
<b>Number of finger wheels</b>	8	10	12
<b>Number of tines for wheels</b>	40	40	40
<b>Working width</b>	17'5" - 5,3 m	20'5" - 6,2 m	23'3" - 7,1 m
<b>Operating speed</b>	14 Mph - 22,5 km/h	14 Mph - 22,5 km/h	14 Mph - 22,5 km/h
<b>Minimum powerd required</b>	22,4 Kw - 30 HP	22,4 Kw - 30 HP	22,4 Kw - 30 HP
<b>Weight</b>	2685 Lbs - 1220 Kg	3015 Lbs 1370 Kg	3350 Lbs - 1520 Kg
<b>Transport width</b>	8' 3" - 2,5 m	8' 3" - 2,5 m	8' 3" - 2,5 m
<b>Tire size</b>	205-65/15	205-65/15	205-65/15



# H90 CARTED RAKES

V 8 / 10 / 12

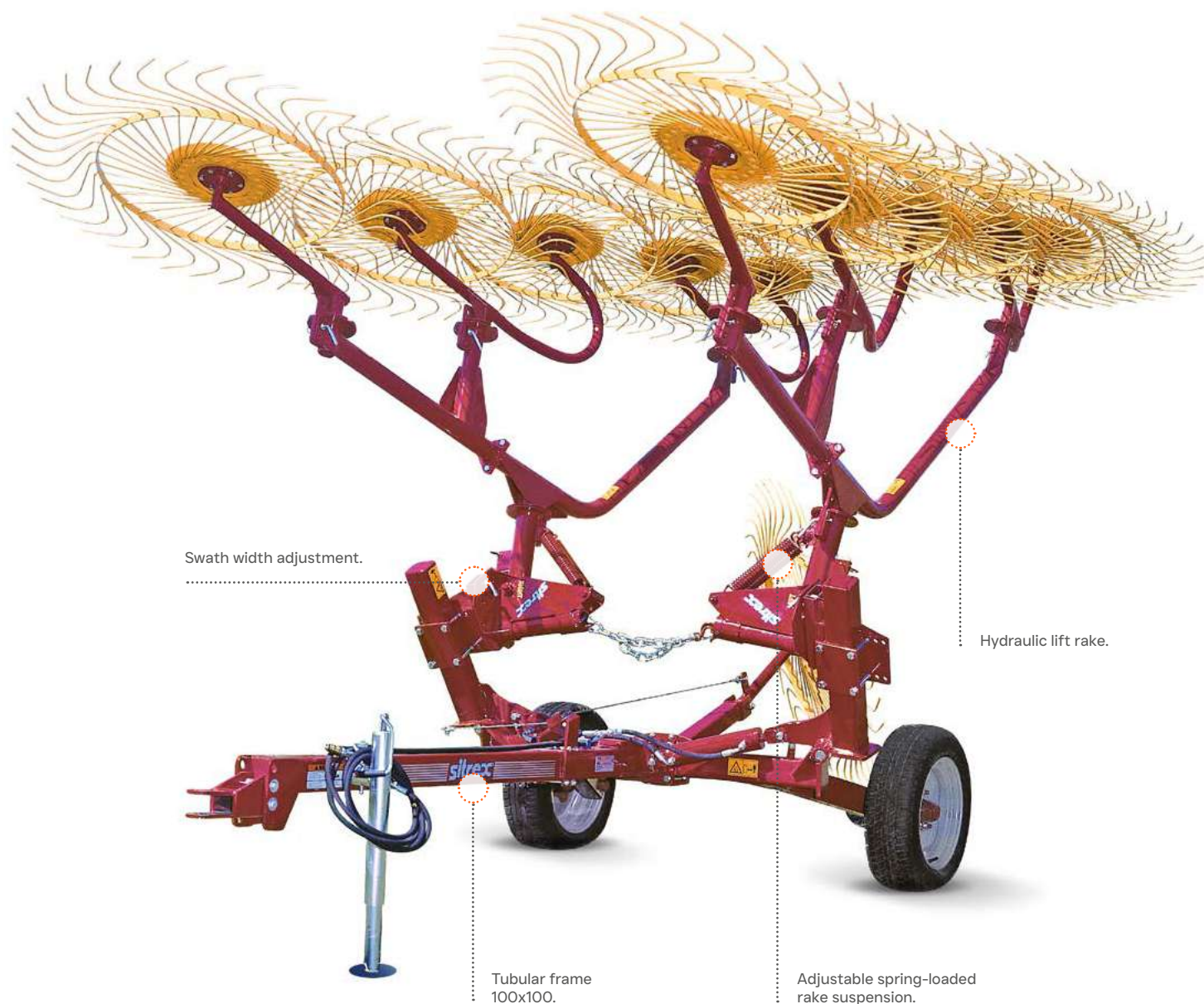


The H/90 V-8-10-12 unit is very simple to use and gives excellent working results. The various adjustments allow correct wheels' pressure on terrain. The oscillation of the rakes' main arms and of the wheel-holder small arms permit correct ground contact, even on undulating grounds.

The hydraulic lift system controls the rakes lift from the tractor's cabin without any other adjustment. This permits good working performances both on quality and time required.







Specifications	H90V8	H90V10	H90V12
<b>Working Width</b>	20' - 6,1m	23' - 7m	27' - 8,2m
<b>Weight</b>	1265 Lbs - 575 Kg	1465 Lbs - 665 Kg	1685 Lbs - 765 Kg
<b>Tire size</b>	195-65/15	195-65/15	195-65/15



# COLUMBIA HAY RAKE PULL TYPE

TR / 6-8 S / 7-9 S / 11-13 S



The new range of TR-S in-line trailed wheel rakes stands out from the traditional earlier range for its smaller transport dimensions and for being extremely easy to use and to adjust while working. The machine can be moved from the transport to the working position and back to the transport position from the tractor, using the hydraulic system. The machine's sturdy design provides excellent performance both in terms of quantity and quality.

The TR-S range is supplied standard with three wheels, and has great maneuverability in small spaces and on uneven surfaces, and great stability both while working and during transport. The TR-S range has a strong, suitably jointed structure, guaranteeing long machine life even under heavy use.









# ROTARY TEDDER

RT 3000 / RT 5200 / RT 5200H / RT 5800H

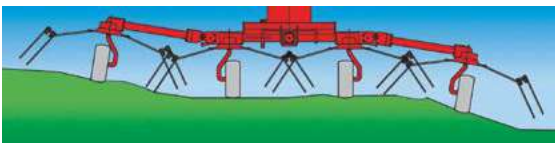


The SITREX Tedders are ideal machines to spread, air and turn all types of forage in any type of terrain.

Due to the number of models available and its versatility, the SITREX Tedder has been used for over 30 years in small and large farms and has been found efficient and reliable. The Tedder allows a perfect and even spreading of forage.

Tines pick up a small quantity of forage on every turn of the rotor and lay forage on the ground perfectly aired without damage or dirt.

All models can be supplied with fix three point hitch or towing drawbar. The 4 rotors Tedder is also available in hydraulic version, with hydraulic lift system on the two outer rotors. The hydraulic Tedder version allows the operator to put the machine in working or transport position through the tractor hydraulic system.



*The outer mounted impellers automatically follow the unevenness of the ground.*

## OPTIONAL ACCESSORY KITS




*Mechanical to hydraulic lift conversion kit.*



*Hydraulic transport position adjustment kit.*





Specifications	RT-3000	RT-5200	RT-5200H	RT-5800H
<b>Working width</b>	10' - 3,05 m	17' - 5,20 m	17' - 5,20 m	19' - 5,80 m
<b>Operating speed</b>	10 Mph - 16 km/h	10 Mph - 16 km/h	10 Mph - 16 km/h	10 Mph - 16 km/h
<b>Weight</b>	575 Lbs - 260 kg	1045 Lbs - 475 kg	1015 Lbs - 460 kg	1092 Lbs - 495 kg
<b>Transport width</b>	8' 9" - 2,67 m	10' 3" - 3,15 m	10' 3" - 3,15 m	11' - 3,35 m
<b>Tire size</b>	16 x 6.50 - 8	16 x 6.50 - 8	16 x 6.50 - 8	16 x 6.50 - 8
<b>Number of impeller</b>	2	4	4	4
<b>Arm of impletter</b>	6	6	6	6
<b>Power required</b>	15 HP - 11 kW	25 HP - 18 kW	25 HP - 18 kW	25 HP - 18 kW



# ROTARY TEDDER

ST 780H PULL TYPE



The ST 780H, 6 rotors, pull type, hydraulic lift tedder is the ideal machine to spread, air and turn all types of forage on all types of terrain. Obtains a perfect and even spreading of forage. All operator's controls are hydraulically carried out from the tractor cab.

Our tedder allows a working width of 26' and 5" it is the answer to the growing demand of modern and efficient tedders suitable for faster work rate in large areas. The machine is equipped with wide-angle driveline that allows an angle of 80° to turn rapidly on sharp bends during reversing .

During working the carrier for road transport is hydraulically raised over the machine.

For road transport the carrier is lowered and at the same time the outer rotors are raised to reduce the overall width and keep the unit lifted from the ground of 4".

Furthermore, the stability of the machine during working is ensured by tandem axles with balloon tires fitted underneath the center rotors. Thus, the stress is evenly distributed and the tedder follows the undulations of the ground.







Adjustment of tine distance from the ground.

Self-aligning tractor attachment.

Fully hydraulic positioning for transport.

Square tubular frame axle.

Tandem wheels.

Specifications	ST-780H
<b>Working width</b>	25' 7" - 7,8 m
<b>Weight</b>	2470 Lbs - 1120 kg
<b>Power required</b>	50 HP - 70 kW
<b>Rotors</b>	6
<b>Number of arms per rotor</b>	6
<b>Maximum width</b>	26' 5" - 8,05 m
<b>Width in transport position</b>	9' 10" - 3 m
<b>Length during work position</b>	10' 4" - 3,15 m
<b>Hydraulic requirement</b>	2500 PSI
<b>Number of revs during work</b>	350-450 r.p.m.
<b>Tires working</b>	16 x 6.50 - 8
<b>Tires transport</b>	205/70-R15





# WINDROWER

SR320-8 / 350-9 / 420-11 / 500-13



The windrower SITREX is a proper machine to meet all requirements of a rapid and careful swathing; it meets the forage delicately, without twisting and making easy harvesting by the round baler. Fit for any type of forage on any flat or hilly terrain. For high performance, even with small tractors, a trailed version is available.

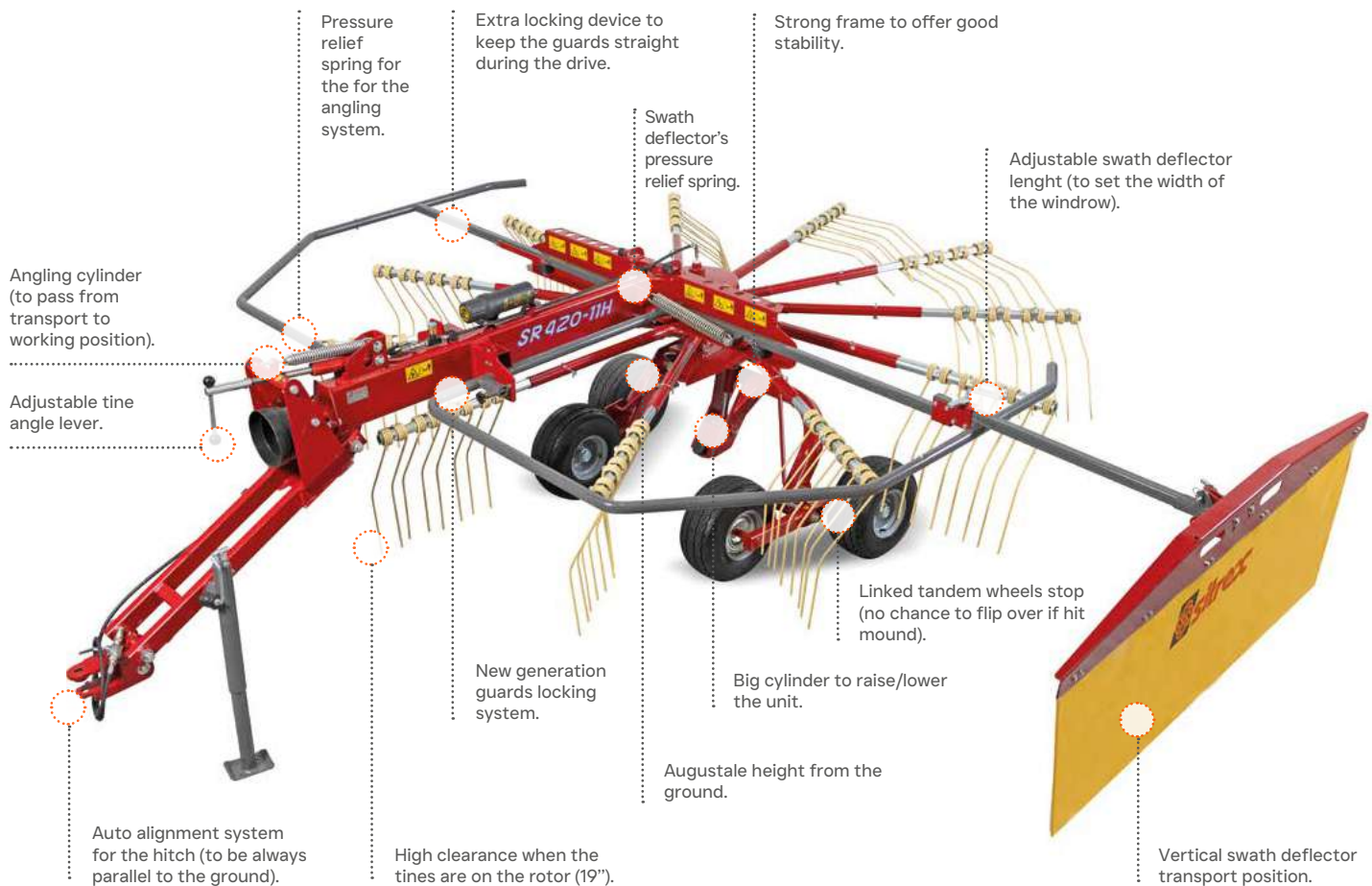


SR 500-13.



SR 420-11.





Specifications	Three point hitch type				Pull type			
	SR 320-8	SR 350-9	SR 420-11	SR 500-13	SR 320-8 H	SR 350-9 H	SR 420-11 H	SR 500-13 H
<b>Number of arms</b>	8	9	11	13	8	9	11	13
<b>N. of double tines per arm</b>	3	3	4	4	3	3	4	4
<b>Working width</b>	10' 6" 3,20 m	11' 6" 3,50 m	13' 9" 4,20 m	16' 5" 5 m	10' 6" 3,20 m	11' 6" 3,50 m	13' 9" 4,20 m	16' 5" 5 m
<b>Rotor diameter</b>	8' 10" 2,70 m	9' 6" 2,90 m	11' 2" 3,40 m	13' 2" 4 m	8' 10" 2,70 m	9' 6" 2,90 m	11' 2" 3,40 m	13' 2" 4 m
<b>Transport width</b>	4' 11" 1,5 m	4' 11" 1,5 m	6' 7" 2 m	8' 6" 2,60 m	5' 3" 1,6 m	4' 11" 1,5 m	6' 7" 2 m	8' 6" 2,60 m
<b>Power required</b>	19 HP 25 kW	40 HP 29 kW	50 HP 37 kW	70 HP 52 kW	19 HP 25 kW	40 HP 29 kW	50 HP 37 kW	70 HP 52 kW
<b>Rpm</b>	Max 540	Max 540	Max 540	Max 540	Max 540	Max 540	Max 540	Max 540
<b>Rotor rpm</b>	350-450	350-450	350-450	350-450	350-450	350-450	350-450	350-450
<b>Weight</b>	770 Lbs 350 kg	992 Lbs 450 kg	1366 Lbs 620 kg	1911 Lbs 865 kg	1030 Lbs 466 kg	970 Lbs 440 kg	1700 Lbs 770 kg	1875 Lbs 850 kg
<b>Tire size</b>	16 x 6.50 - 8	16 x 6.50 - 8	18 x 8.50 - 8	18 x 8.50 - 8	16 x 6.50 - 8	16 x 6.50 - 8	18 x 8.50 - 8	18 x 8.50 - 8




# TWIN ROTARY RAKE

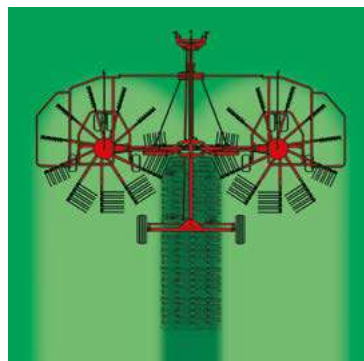
TW7800



The rake with rotors ensures cleaner forage harvesting with less leaf loss; the action of the tine on the grass and crop is gentle. Thanks to the harvesting principle, the forage retains its best nutritional qualities for livestock. A compact machine, despite its large working dimensions.



Min. working width: 6.80m (22' 4").  
Min. hay width: 1,15m (3'9").



Max. working width: 7,60m (25').  
Max. Hay width: 1,95m (6'5").





Precise and easy adjustment of the height of the tine from the ground thanks to the crank with gearbox and level indicator.

Single-acting hydraulic system with single control, which allows for both the width of the machine to be adjusted and the machine to be set from the transport position to the working position.



The side rotors rest independently on the ground via the 6-wheel axle, which ensures minimal pressure on the ground yet still the correct working position of the tine with respect to the ground. The fact that it is equipped with wheels and the oscillations provided in the hinge of the harvesting rotor also allow it to better adapt to different types of terrain.

The rear-wheel steering system facilitates manoeuvring and reduces the amount of space required for moving.

Specifications	TW7800
<b>Transport width</b>	9' 4" / 2,85 m
<b>Height during transport position</b>	11' - 13' / 3,35 - 3,94 m
<b>Working width</b>	22' 4" - 25' / 6,80 - 7,60 m
<b>Hay width</b>	3' 9" - 6' 5" / 1,15 - 1,95 m
<b>Weight</b>	4140 Lbs / 1880 kg
<b>Rotors</b>	2
<b>Number of arms</b>	11x2
<b>Number of double tines for arm</b>	4
<b>Number of revs during working</b>	350-450 r.p.m.
<b>Tires</b>	16x6.50-8 / 10-75 R15.3
<b>Power required</b>	55 HP / 40 kW



Transport position.




# HAYMAKER

## HM300



Deflectors are adjustable to allow spread turning of hay when they are wide open. They can be closed following working needs to obtain even and aerated windrow.

When the Haymaker 300 is lifted it locks automatically on center position in order to avoid lateral oscillation. Machine locks also on uneven grounds.



Twin-wheel kit (optional).

To obtain perfect turning and windrowing, one tine out of two, provides wider opening to increase the worked area and to allow passage in very thick hay.

Center dividing head provides even spreading which is necessary to avoid noxious masses of hay which might cause fermentation.


The most complete universal Haymaker for crops. Excellent job in spreading, tedding or windrowing. High rate performance, very simple operation and sturdy construction: all these qualities can be found in our Haymaker 300. Our Haymaker 300 is fitted with wide tires in order to improve ground adherence and obtain a better performance on rough terrains. Tines are positioned by centrifugal force and float at forage cut level to collect the whole crop. Spreading and tedding: evenly moving and spreading of hay. Raking: at high working speeds you will get a soft and loose swath and a precise windrow separation. Adjustable deflectors: to prevent losses on terrain boundaries.

Specifications	HM300
<b>Working width</b>	119" - 3,02 m
<b>Weight</b>	726 Lbs - 330 kg
<b>Transport width</b>	91" - 2,31 m
<b>Power required</b>	20 HP - 15 kW
<b>Rotors</b>	r.p.m. 180
<b>Height</b>	31" - 0,79 m
<b>Pto</b>	r.p.m. 540
<b>Pneumatic Tires</b>	15x6.00-6ply (n.2)
<b>Double teeth</b>	n. 20
<b>Hitch type</b>	three point



# UNIVERSAL

U400



Universal 400 rakes, teds, windrows and spreads, all in one machine. This new machine has been studied to meet the most advanced requirements in haymaking. Through simple adjustments you can make it suitable for all working conditions and it is very easy to operate.

Furthermore, due to the pivoting wheels under the rotors, Universal 400 follows the tractor movements. The working width can be adjusted by extending the frame: from a min. width of 3.10 m up to a max. width of 4.00 m. For transport the machine is folded up to 2.25 m width. When spreading the tine arms are locked. When windrowing the tine arms are unlocked, i.e. they are set in the cam. To change from spreading into windrowing and vice versa it takes only a few minutes and it can be done on the field. The machine is fitted with wider tires to increase ground adherence, particularly on rough terrains.

Specifications	U400
<b>Weight</b>	925 Lbs - 420 Kg
<b>Transport width</b>	89" - 2,25 m
<b>Power required</b>	19 Kw - 25 Hp
<b>PTO</b>	r.p.m. 540
<b>Working width when raking</b>	126" - 138" / 3.20 - 3.50 m
<b>Working width when windrowing</b>	122" - 157" / 3.10-4.00 m
<b>Highets working speed</b>	9 Mph - 14 Km/h
<b>Tine arms per rotor</b>	6



# DISCMOWER

DM4 / DM5 / DM6-S / DM7-S / DM8-S



This SITREX mowers range, including 4 - 5 - 6 - 7 - 8 discs machines, fits the requirements of small and large farms. The DM4 Disc mower, with 4 discs and 1.67m / 65" 3/4 working width is especially suitable for small farms.

The DM5 Disc mower, with 5 discs and 2.05 m / 80" 3/4 working width has the peculiarity of two inner discs which turn to the same direction.

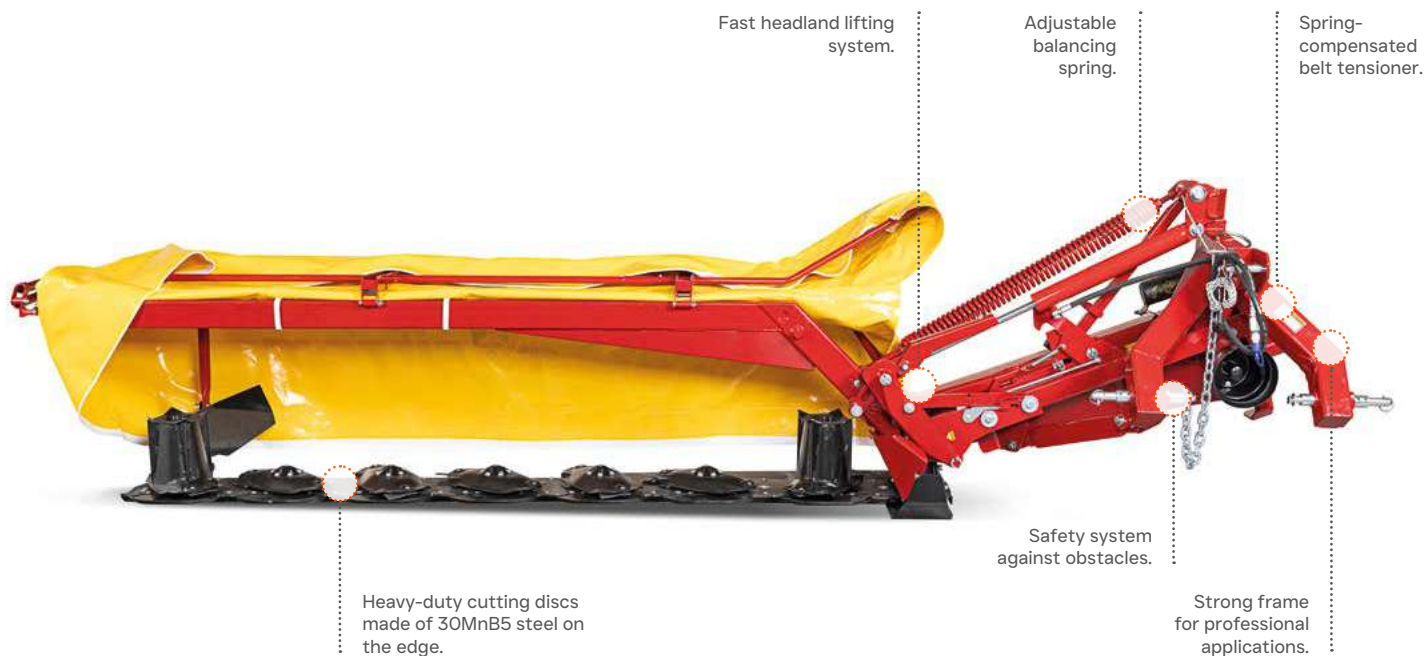
This allows to obtain a narrower windrow which avoids the tractor running over the mowed grass. This mower fits the requirements of a medium-sized farms. The DM6S Disc mower, with 6 discs and 2.45m / 95" 1/2 working width is suitable for medium-sized and large farms. The DM7S Disc mower, with 7 discs and 2.85 m /112"1/4 and DM8S Disc mower, with 8 discs and 3.23 m /127"1/4 are especially suitable for large farms.

High definitions pinions, bearings, discs and knives, guarantee the best reliability even under heavy working conditions.

The peculiar disc oval shape guarantees a series of advantages comparing to the round shaped discs : better unloading of forage; excellent overlapping of the knives fixed on the larger disc axle; clean and regular cut. Moreover, a warped knife cannot touch the adjoining disc and there is actually no risk of foreign body getting in between two discs and clogging the machine. The knives are made of high quality steel and severely tested. The peculiar helicoidal shape of the knife guarantees a perfect cut.







The moving unit articulated joint is conceived to obtain the best adaptation to the ground contour. Counts along edges and slopes are thus obtained without problems.

In case of obstacles there is a mechanism which pulls back the mowing unit so that the blow is immediately warded off. The mechanism resetting is obtained through the reverse movement.

Specifications	DM4	DM5	DM6-S	DM7-S	DM8-S
<b>Weight</b>	820 Lbs 372 kg	906 Lbs 411 kg	560 kg 1235 Lbs	590 kg 1300 Lbs	635 kg 1400 Lbs
<b>Power Required</b>	35 HP 26 kW	40 HP 30 kW	46 HP 34 kW	52 HP 39 kW	56 HP 41 kW
<b>PTO</b>	r.p.m. 540	r.p.m. 540	r.p.m. 540	r.p.m. 540	r.p.m. 540
<b>Gear Ratio (PTO Disks)</b>	2,73	2,73	2,73	2,73	2,73
<b>Peripheral knife speed (PTO 540 revs/min)</b>	-	266 ft/s 81 m/s	266 ft/s 81 m/s	266 ft/s 81 m/s	266 ft/s 81 m/s
<b>Cutting Width</b>	65" 3/4 1,67 m	80" 3/4 2,05 m	95" 1/2 2,45 m	112"1/4 2,85 m	127"1/4 3,23 m
<b>Rotating Discs</b>	4	5	6	7	8
<b>Cutting Blades</b>	8	10	12	14	16
<b>Number Of Knives Per Disk</b>	2	2	2	2	2
<b>Output Per Hour</b>	1,5 Ha / h 3,7 Acri / h	1,8 Ha / h 4,4 Acri / h	2,1 Ha / h 5,3 Acri / h	2,5 Ha / h 6,2 Acri / h	2,9 Ha / h 7,1 Acri / h



# SQUARE BALER

M60 MINI / SUPER / M61 EXPORT 160-170



M60 and M61 are machines that can be used with low-power tractors thanks to their light weight and manoeuvrability. They are suitable for mountainous areas and steep slopes. They allow for tight manoeuvring, especially the smaller models. They have an excellent harvesting capacity and a good bale production capacity. The bales can be easily adjusted in terms of length and density, thus allowing for easy manual handling and harvesting. Both hay and straw can be baled effortlessly.

Their compact size and ease of use make these machines suitable for any type of use and any terrain. The adjustment elements are simple and intuitive.

The machines are equipped with a knotter of German technology. The gearbox is made of high-performance and durable materials.

The machines feature many safety bolts to preserve each functional part. The machines are very durable over the years, also thanks to the use of treatments and workmanship that guarantee durability.

## STANDARD EQUIPMENT

- Twine binding
- Harvester jack
- Bale counter
- Cardan shaft
- Third wheel support

## OPTIONAL

- Hydraulic harvester lift
- Hydraulic drawbar movement
- Additional harvester wheel
- Third wheel
- Third wheel with bracket
- Wide-angle cardan shaft
- Light kit
- Long chute and tow hitch





Specifications	M60 MINI	M60 SUPER	M61 EXPORT/160	M61 EXPORT/170
<b>Bale tie</b>	twine	twine	twine	twine
<b>Bale chamber</b>	cm 34x44 / in 13.4x17.3	cm 34x44 / in 13.4x17.3	cm 36x46 / in 14.2x18.1	cm 36x46 / in 14.2x18.1
<b>Straw bale weight</b>	kg 13÷20 / lb 28÷44	kg 13÷20 / lb 28÷44	kg 16÷18 / lb 35÷62	kg 16÷18 / lb 35÷62
<b>Hay bale weight</b>	kg 18÷28 / lb 39÷62	kg 18÷28 / lb 39÷62	kg 20÷35 / lb 44÷77	kg 20÷35 / lb 44÷77
<b>Bale length</b>	cm 40÷130 / in 16÷51	cm 40÷130 / in 16÷51	cm 40÷130 / in 16÷51	cm 40÷130 / in 16÷51
<b>Capacity bales/minute</b>	3÷9	3÷9	6÷10	6÷10
<b>Plunger strokes/minute</b>	90	90	90	90
<b>Tractor rating for P.T.O.</b>	CV 20÷25 / HP 20÷25	CV 20÷25 / HP 20÷25	CV 26÷30 / HP 26÷30	CV 26÷30 / HP 26÷30
<b>Max. width of the pick-up</b>	cm 105 / in 41	cm 140 / in 54	cm 160 / in 63	cm 170 / in 67
<b>Weight</b>	kg 900 / lb 2000	kg 1000 / lb 2205	kg 1150/1175 / lb 2535/2590	kg 1250/1275 / lb 2755/2810
<b>Overall Width</b>	cm 180 / in 71	cm 210 / in 83	cm 246 / in 97	cm 256 / in 101
<b>Overall width with the side wheel mounted behind</b>	cm 160 / in 63	cm 190 / in 75	cm 225 / in 88.6	cm 235 / in 92.5
<b>Length</b>	cm 395 / in 155	cm 395 / in 155	cm 430 / in 169	cm 430 / in 169
<b>Height</b>	cm 135 / in 53	cm 135 / in 53	cm 160 / in 63	cm 160 / in 63
<b>Tires</b>	7,00/12 or 195/75-14 165/80-13	195/75-14 or 7,00/12	10,00/80-12	10,00/80-12



# MINI ROUND BALER

M50 Minirotto



M50 is a machine that can be used with small, low-power tractors thanks to its light weight. It is suitable for mountainous areas and steep slopes and can access narrow passageways. It allows for tight manoeuvring during use. It has an excellent harvesting capacity. The bales can be easily adjusted in terms of density, thus allowing for easy manual handling. It can bale hay, straw and green produce effortlessly.

Its compact size make this machine suitable for any type of use and any terrain. The machine can be supplied with a three-point hitch or with a drawbar adjustable in length and height.

With the drawbar, the machine can be fitted with raking finger wheels that facilitate harvesting over wider swaths. The machine's track width can be adjusted according to the available passage where it is used. The machine is equipped with a double harvester balancing system and an adjustable harvester wheel that allows the user to keep it at the desired distance from the ground.

The machine is equipped with many safety bolts to preserve each functional part. It can be supplied with a net knotter or a twine knotter depending on the material to be baled.

## STANDARD EQUIPMENT

- Hydraulic tailgate opening and mechanical closing
- Variable track width
- Automatic single-wire knotter with acoustic warning or net knotter with acoustic warning
- Bale spacer
- Bale counter
- Double harvester balancing
- Central drawbar with drawbar extension or 3-point hitch
- Cardan shaft
- Rake wheels (only with machine equipped with central drawbar and drawbar extension)
- Adjustable harvesting wheel

## OPTIONAL

- Independent hydraulic pump
- Side drawbar kit
- Hydraulic harvester lift kit
- Electrical control for net binding





Specifications	M50 MINIROTO
<b>Bale tie</b>	twine / net
<b>Bale size</b>	cm 50x70 / in 19,7x27,5
<b>Hay bale weight</b>	kg 18÷25 / lb 40÷55
<b>Pick-up width</b>	cm 85 / lb 33,4
<b>Power Required</b>	CV 18 / in 18
<b>Dim.: width x length x height</b>	cm 130x150x130 / in 51,2x59x51,2
<b>Dim.: (lateral drawbar) width x length x height</b>	cm 147x180x130 / in 57,8x70,8x51,2
<b>Weight</b>	kg 380 / lb 844
<b>Weight (lateral drawbar)</b>	Kg 490 / lb 1089



# FINISHING MOWERS

SM120 / SM150 / SM180 / SM210 / SM230 / SM3600 / SM4500 / SM5200



Sitrex mower with five blades for a smooth cut and low horsepower requirement.

Suitable for parks, golf courses, athletic fields, highway maintenance and farming.

Solid rubber wheel (pneumatic wheel available on request).

- 1-1/4" diameter wheel post on pneumatic wheel
- Fully floating hitch to obtain better cutting finish even on undulating ground
- Safety chain
- Designed according to the most advanced technics, heavy duty gearbox and thick gauge deck.
- Efficient Sitrex gearbox.
- Precision ball bearings.
- Nylon idler pulleys with ball bearings.
- Easy access grease points
- Easy to adjust belts
- Excellent cutter heads overlap for 100% cutting.
- Cutter blades of special steel, high suction for grass lifting and clean finish.
- Cutting height adjusted by spacer bushings placed on wheel's post.
- Optional front roller.



Side Discharge.



Rear Discharge.

## OPTIONAL ACCESSORY KITS



Solid rubber wheel, pneumatic wheels on request.



Mulching kit.



Anti-Scalping kit.





Spec.tions	SM3600	SM4500	SM5200
<b>Overall cutting width</b>	12' - 3,66 mt	15' - 4,57 mt	17' - 5,18 mt
<b>Wing deck cutting width</b>	4' - 1,22 mt	5' - 1,52 mt	6' - 1,83 mt
<b>Center deck cutting width</b>	5" - 127 mm	6" - 152 mm	7.5" - 190mm
<b>Deck overlap</b>	6" - 152 mm	6" - 152 mm	12" - 305 mm
<b>Overall width</b>	146" - 3,7 mt	182" - 4,62 mt	207" - 5,26 mt
<b>Transport width</b>	100" - 2,54 mt	101" - 2,56 mt	102" - 2,59 mt
<b>Max. overall length</b>	182" - 4,62 mt	185" - 4,7 mt	196" - 4,98 mt
<b>Transport length</b>	177" - 4,5 mt	180" - 4,57 mt	188" - 4,78 mt
<b>Transport height</b>	90" - 2,28 mt	100" - 2,54 mt	110" - 2,8 mt
<b>Min. HP requirements</b>	30 HP 22 Kw	35 HP 26 Kw	40 HP 30 Kw
<b>Cutting height range</b>	1"-5" / 25-127 mm		
<b>Blade tip speed</b>	16000 f/min - 80 m/s		
<b>Approximate weight</b>	2630 Lbs 1193 kg	3140 Lbs 1425 kg	3700 Lbs 1680 kg
<b>Caster wheels</b>	(12) 15x6.00-6		
<b>Transport tires</b>	(2) 26x12.00-12		

Spec.tions	SM120	SM150	SM180	SM210	SM230
<b>Weight</b>	370 Lbs 68 kg	435 Lbs 198 kg	500 Lbs 227 kg	638 Lbs 290 kg	683 Lbs 310 kg
<b>Pto</b>	r.p.m. 540				
<b>Cutting width</b>	48" 1,22 m	60" 1,52 m	72" 1,83 m	83" 2,11 m	90" 2,29 m
<b>Cutting height</b>	1"- 4" / 25 - 100 mm				
<b>Num. of blades</b>	3				
<b>HP required</b>	12 - 20 HP 9 - 15 kW	15 - 30 HP 11 - 22 kW	20 - 40 HP 15 - 30 kW	30 - 45 HP 22 - 34 kW	30 - 60 HP 22 - 44 kW
<b>Blade rpm</b>	r.p.m. 3250	r.p.m. 2632	r.p.m. 2230	r.p.m. 2000	r.p.m. 2630
<b>3 Point hitch</b>	CAT. 1				
<b>Standard wheels</b>	210 x 80				





# FERTILIZER SPREADER

FS150 / 300 / 500 / FP300 / 500

All our fertilizer spreaders are made of high-quality materials. They are degreased, then painted with antitrust and finally coated with anticorrosive paint dried at 120° C. Also suitable for spreading rice, wheat, and many other cereals, as well as for salt and sand on icy roads.



Spreading direction adjustment lever.

Spreading flow adjustment lever.

Adjustable spinner fins on all our fertilizer spreaders, duly designed to give maximum spreading accuracy and uniformity.


All our fertilizer spreaders are made of high-quality materials. They are degreased, then painted with antirust and finally coated with anticorrosive paint dried at 120°C. Also suitable for spreading rice, wheat, and many other cereals, as well as for salt and sand on icy roads.

## OPTIONAL

- Articulated agitator
- Single conveyor kit
- Deflector kit for salt and sand



Supplied on request. Suitable for spreading of powder fertilizers. Easy and rapid to fit.



Average output per hour: 3/6 Ha. Fertilizer spreading quantity: adjustable from 20 up to 3700 Kg/Ha. Working speed: 3/16 Km/h with P.T.O. at 540 RPM.



Specifications	FS150	FS300	FS500	FP300	FP500
<b>Hopper capacity</b>	38 Usa Gal. 144 Litre	66 Usa Gal. 250 Litre	89,5 Usa Gal. 338 Litre	66 Usa Gal. 250 Litre	89,5 Usa Gal. 338 Litre
<b>Maximum loading capacity</b>	352 Lbs 160 Kg	694 Lbs 315 Kg	992 Lbs 450 Kg	694 Lbs 315 Kg	992 Lbs 450 Kg
<b>Width of spreading pattern dep</b>	5,5/16,4 yard 5/15 m	6,6/19,7 yard 6/18 m	6,6/19,7 yard 6/18 m	6,6/19,7 yard 6/18 m	6,6/19,7 yard 6/18 m
<b>Overall height</b>	37 inch 0,93 m	42 inch 1,07 m	46 inch 1,18 m	42 inch 1,07 m	46 inch 1,18 m
<b>Hopper width</b>	36 inch 0,9 m	43 inch 1,08 m	47 inch 1,19 m	43 inch 1,08 m	47 inch 1,19 m



# FERTILIZER SPREADER PULL TYPE

FSP100 / 150

All our fertilizer spreaders are made of high-quality materials. They are degreased, then painted with antitrust and finally coated with anticorrosive paint dried at 120° C. Also suitable for spreading rice, wheat, and many other cereals, as well as for salt and sand on icy roads.



Spreading flow adjustment lever.

Spreading rotor wheel drive.

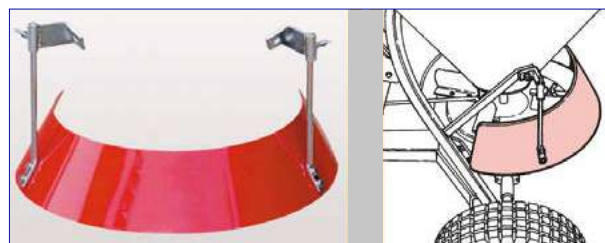
Spreaders for green areas and garden use. The FSP series spreaders are designed to be used on small tractors, garden vehicles and trucks, without P.T.O. shaft. These spreaders can be used for spreading fertilizers, sand or salt depending on the needs of users.

The movement of the wheels through the gearbox, fitted on the main axle, makes the spreading disc turn.

The forward speed determines the spreading width. By acting on the lever it is possible to increase or decrease the quantity of product to be spread. On request, this spreader can be supplied with a deflector for spreading salt or sand that allows spreading the product only below the hopper.

### OPTIONAL

Deflector kit for spreading sand or salt.



Specifications	FSP100	FSP150
<b>Hopper capacity</b>	26,5 Usa Gal. 100 Litre	38 Usa Gal. 144 Litre
<b>Maximum loading capacity</b>	264 Lbs 120 Kg	352 Lbs 160 Kg
<b>Width of spreading pattern dep</b>	2,2 - 6,5 Yard 2-6 m	2,2 - 6,5 Yard 2-6 m
<b>Overallheight</b>	40 inch 1 m	42 inch 1,35 m
<b>Hopper width</b>	32 inch 0,8 m	42 inch 1,35 m
<b>Power Required</b>	4 Hp - 3 Kw	4 Hp - 3 Kw





## PRE-SALES CUSTOMER SUPPORT

Haymaking machinery, mixer feeders or other tools: whatever you are looking for, you can trust our team of experts. They will guide you in choosing the product that best suits your needs and will give you all the necessary information about it.



## POST-SALES CUSTOMER SUPPORT

If you require help after your purchase, you can always count on Sitrex - your partner in farming. Our technical team is available to explain to you how to make the best out of our machines and to assist you in case of issues.



## SPARE PARTS


Our machines are manufactured with the latest technology to maximize their efficiency and durability. Should you require original spare parts, you can contact our dealers and resellers and you will quickly receive what you need.











Sitrex S.p.A. reserves the right to make changes or improvements at any time without notice. The information given is of a general nature and is not intended for specific purposes.







# Your partner in farming



Organization with certified Management System ISO 9001