

RS9-50 GEN:3

RS

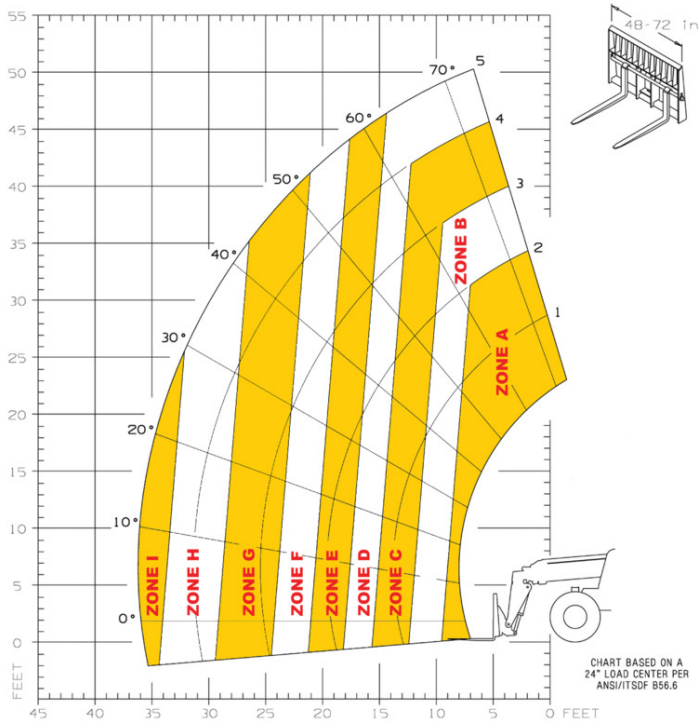


GEHL®

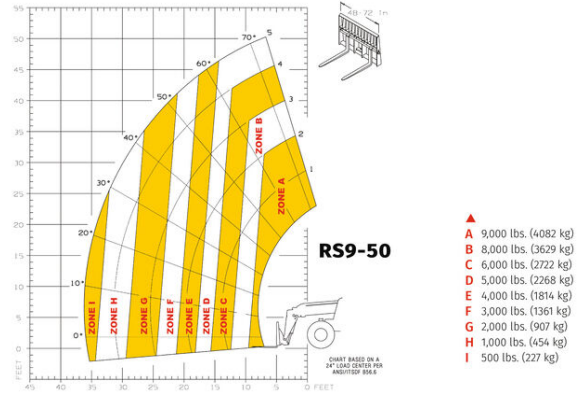
Capacities		Metric	Imperial
Max. capacity		4083 kg	9001 lb
Max. lifting height		15.30 m	50 ft 2 in
Max. outreach		11.15 m	36 ft 7 in
Weight and dimensions			
Overall length to carriage	l11	6.40 m	21 ft
Overall width	b1	2.53 m	8 ft 4 in
Overall height	h17	2.60 m	8 ft 6 in
Wheelbase	y	3.15 m	10 ft 4 in
Ground clearance	m4	457 mm	18 in
Overall cab width	b4	8.38 m	27 ft 6 in
External turning radius	Wa3	4.24 m	13 ft 11 in
Unladen weight (with forks)		13563 kg	29901 lb
Standard tyres		14 x 24	14 x 24
Frame levelling longitudinal +/-		10 °	10 °
Engine			
Engine brand		Cummins	Cummins
Engine norm		Stage IV / Tier 4 Final	Stage IV / Tier 4 Final
Engine model		QSF 3.8	QSF 3.8
I.C. Engine power rating - Power (kW)		120 Hp / 89 kW	120 Hp / 89 kW
Max. torque / Engine rotation		488 Nm @ 2500 rpm	488 Nm @ 2500 rpm
Transmission			
Transmission type		Torque Converter with powershift	Torque Converter with powershift
Number of gears (forward / reverse)		4 / 3	4 / 3
Max. travel speed		31.10 km/h	19 mi/h
Parking brake		SAHR	SAHR
Service brake		Wet disc brakes	Wet disc brakes
Axle Manufacturer		Dana	Dana
Hydraulics			
Hydraulic pump type		Gear pump	Gear pump
Hydraulic flow / Pressure		157 l/min / 207 Bar	157 l/min / 3002 PSI
Tank capacities			
Hydraulic oil		117 l	31 US gal
Fuel tank		178 l	47 US gal
Miscellaneous			
Steering wheels (front / rear)		2 / 2	2 / 2
Drive wheels (front / rear)		2 / 2	2 / 2
Safety cab homologation		ROPS/FOPS	ROPS/FOPS
Controls		Single Joystick FNR	Single Joystick FNR


RS9-50 GEN:3 - Load chart

Load Chart imperial



Load Chart Other Imperial





GEHL®

Siège Social
P.O. Box 179 - One Gehl Way - West Bend, WI, USA 53095
Tel: (262) 334-9461 - Fax: (262) 338-7517
www.gehl.com



This brochure describes versions and configuration options for Gehl products which may be fitted with different equipment. The equipment described in this brochure may be standard, optional or not available depending on version. Gehl reserves the right to change the specifications shown and described at any time and without prior warning. The manufacturer is not liable for the specifications given. For more information, contact your Gehl dealer. Non-contractual document. Product descriptions may differ from actual products. List of specifications is not comprehensive. The logos and visual identity of the company are the property of Gehl and may not be used without authorization. All rights reserved. The photos and diagrams contained in this brochure are provided for information only.

MANITOU EQUIPMENT AMERICAS, LLC - Limited company with board of directors - Share capital: 39,668,399 euros - 857 802 508 RCS West Bend