

Challenger



MT900E SERIES
ARTICULATED TRACTORS



MT900E SERIES
ARTICULATED TRACTORS

Challenger

Farming in the world's most demanding environments takes a strong will — and equally strong equipment. That's why our engineers have designed machines powerful enough to tackle the widest fields and the tightest planting and harvesting windows. Turn to Challenger for:

- Expertly designed & reliable articulated 4-wheel drive tractors
- Precision ag technology solutions that optimize your operation
- Authorized Challenger dealers committed to keeping you up and running

Challenger





MT900E SERIES

ARTICULATED TRACTORS

Overview	4
Engine and Torque	6
Transmission	8
Hydraulics	10
Cab	12
Access and Maintenance	14
Fuse®	16
Dealer Support	18
AGCO Parts	20
Specifications	22

MEET THE NEW BOSS

Now trending

An updated, eye-catching design that is not only bold but smart, providing better air flow and easy access to service points.



You're out to get more done in less time. That's why our MT900E Series articulated 4-wheel drive tractors deliver the reliability, quality and infield performance to get the job done.

In fact, Challenger has gone the extra mile to create the ultimate in:

- **Powerful Performance** — power to pull some of the largest implements efficiently
- **Cab Comfort** — long wheelbase for a smooth ride
- **Ease of Use** — a tight turning radius for better maneuverability
- **Uptime** — easy access to service points

THE BEST OF EVERYTHING

You're looking at one of the most rugged and powerful articulated 4-wheel drive tractor lineups in the industry, with output ranging from 500-600 HP. It packs all the horsepower, size and weight it takes to master any field - even those big ones with steep slopes and rough terrain.

IT GETS EVEN BETTER

Never content, Challenger engineers have been busy making today's MT900E models even more efficient, user friendly, comfortable - and reliable.

MODEL	ENGINE	ENGINE HP (KW)	PTO HP (KW)
MT955E	AGCO Power 16.8L	500 (365)	400 (298)
MT965E	AGCO Power 16.8L	550 (402)	425 (317)
MT975E	AGCO Power 16.8L	600 (440)	425 (317)

HIGH TORQUE AT LOW RPMS



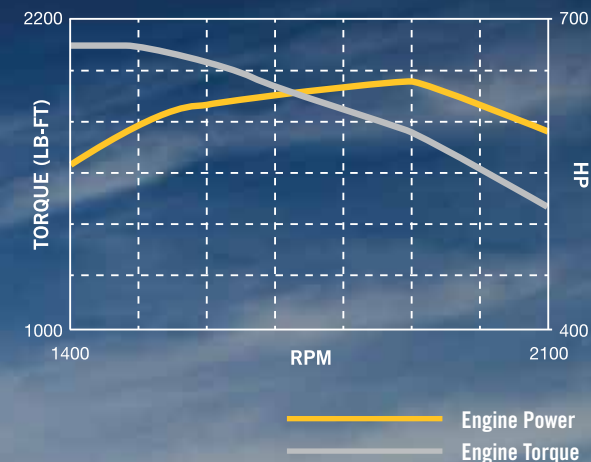
Check out the superior torque curve on these AGCO Power™ engines.

- Greater torque rise over a wider range of RPM's for unmatched lugging ability and maximum productivity
- Higher sustained torque curve that operates at lower RPMs to save on fuel and extend engine life

Designed specifically for ag applications, AGCO Power engines arm MT900E Series tractors with 16.8L of work-dominating torque. Forget downshifting or pulling an implement out of the ground when the going gets tough. Just power right through.

- Dual twin turbochargers for excellent engine response and high torque
- eWastegate reacts quickly to lugging and takes tough terrain in stride
- Designed to hit the power sweet spot for maximum efficiency
- Massive pulling power with minimal fuel consumption

MT900E SERIES



A long, flat, sustainable torque curve gives you massive pulling power to pull through tough spots without stalling. High torque at lower RPMs equals better performance and efficiency.



ABLE. AGILE. PLENTY OF MUSCLE.

As one of the world's most powerful 4-wheel-drive articulated tractor, the Challenger MT900E Series is:

- Heavy enough to efficiently transmit power to the ground
- Designed with enough flotation to prevent compaction
- Agile enough to get into hard-to-reach spots with an amazingly tight turning radius



Shift into smooth. The CAT® 16-speed Powershift transmission keeps you moving with 8 gears in the working range and a transport speed of up to 24.6 MPH. You'll immediately notice its smoother shifting and better control with the inching pedal. The result: less operator fatigue.

How we do it. Power is efficiently routed through the transmission to the front and rear differentials — for max performance and minimal HP loss. Precision-ground gear sets ensure quiet, reliable power transfer to the axles, where compound planetary final drives reduce power loss and boost strength. The result: awesome performance.

- **Tri-point oscillation** provides up to 13° of movement for even distribution of forces through the frame, less component stress and greater reliability
- **The industry's largest articulation pin** is supported by the largest bearing to maximize performance and reliability
- **The industry's largest standard axles**, at 5.7 in. (145 mm), provide extreme durability, strength and power to the ground
- **An optional electro-hydraulic differential lock** on each axle means that maximum power is available when it's most needed




Tri-point Oscillation

Provides up to 13° of movement for even distribution of forces through the frame, less component stress and greater reliability.





 UP TO
85
GAL/MIN
FLOW



HIGH PRESSURE PERFORMANCE

Getting all your field work done in a limited time window definitely puts you in a pressure situation. The MT900E Series makes it easier to get more work done with an optional twin-pump hydraulics system. This system offers:

- Up to 85 gallons per minute flow
- Incredible control and stability
- Less fuel consumption
- Reduced hydraulic noise and heat
- 6 hydraulic remotes at your command


Power Beyond comes standard, providing continuous full flow to the largest, most extreme implements — including large air seeders and planters.



**SURROUND YOURSELF
WITH INNOVATION**

Our engineers continue to advance MT900E Series tractors with features designed to make work seem a lot less like work.

Climb into our Pinnacle View cab with panoramic 360-degree view. Settle into the deluxe vented-leather seat and set it to exactly the right temperature. Adjust engine, transmission and hydraulic controls located right on the ergonomic armrest. Then glide through the field on the air suspension seat that really takes the edge off those long days.



Advanced LED Lighting Package. This highly efficient, brighter, whiter option provides 6 rear facing cab lights that last longer, consume less power and are more durable than halogen lamps. That means better vision in adverse conditions, a safer working environment — less maintenance, too.



Stay connected with our Power Strip, Aux Input, and USB ports. Plug into the Power Strip with 6 three-pin outlets providing 12volt (30amp) power. Play your tunes with the 3.5mm Auxiliary Audio Input Jack for media devices. There's even a USB Charger to power or charge accessories.



Tune in to your favorites with Bluetooth®-compatible Delphi® Radio. This option lets you enjoy crisp, clear AM/FM, Weather Band and Satellite radio — right in your cab.



Talk it up with the standard wireless Bluetooth microphone that allows the operator to talk on the phone hands-free.



Crank it up with our optional Kicker® Speaker System with amplifier, 4 speakers and subwoofer.



Auto-Guide™ 3000 Advanced boosts efficiency in the field with satellite-assisted steering and optional touchscreen for even greater ease of use.

TMC Armrest

Industry-exclusive TMC (Tractor Management Center) armrest puts core functions at the operator's fingertips.

Seat Positions

Rotate 32 degrees from left to right for maximum comfort and versatility in the cab.



Seat Features

Leather heated and ventilated seat option maximizes operator comfort.



SELF-SERVICE SIMPLIFIED

You wear a lot of hats — and one of them is mechanic. That's why everything about the Challenger MT900E Series is designed to make simple maintenance truly simple, including the:

- Easy-open hood for quick pit stops
- Easy-to-reach air filter and oil dipstick
- Pivoting 2-plane cooling package that's a breeze to clean
- 5 easy-access service points

For quick fixes, use the optional air compressor to power pneumatic tools, clean out sprayer nozzles and inflate tires.



No-fuss filter

Engine air filter is conveniently positioned for easy removal



Easy-clean cooling package

Just pivot the front plane out of the way to remove debris from the second plane containing the radiator



Top and go

Engine oil can be checked and topped from ground level

YIELD-BOOSTING FUSE TECHNOLOGY

AGCO'S global precision farming initiative brings together and optimizes all AGCO technologies, including guidance, steering, telematics, diagnostics, application controls, yield metering, mobile apps and grain storage monitoring. Fuse Technologies support growers throughout the crop cycle by maximizing uptime — and putting all farm assets in the right place at the right time. Learn more at www.AGCOtechnologies.com.

AGCOMMAND® ADVANCED

Fuse Connected Services from your Challenger dealer delivers a new level of proactive equipment and operational support. Enabled by AGCO'S AgCommand® Advanced telemetry tool, Fuse Connected Services optimizes performance by enhancing management of your fleet and individual assets. Eliminate guesswork with pre-populated service and maintenance intervals. Use machine performance analytics, prioritized alerts and theft recovery to minimize downtime. Access it all wirelessly via the web or a mobile device.



AUTO-GUIDE™ 3000

This integrated autosteering system uses satellite navigation, working seamlessly with your AGCO vehicle terminal to steer your tractor. It removes tedium and frees the operator to optimize settings and closely monitor work. Reduced operator fatigue improves accuracy and efficiency.



FUSE CONTACT CENTER

The Global Fuse Contact Center is a customer support resource open 24/7 to assist growers with setup, calibration and operational support for AGCO precision agriculture and machine communication. To find out more, visit www.AGCOtechnologies.com or call 1-877-525-4384.

FUSE
AGCO Connecting Your Farm





DOWN WITH DOWNTIME

Downtime is the farmer's worst enemy. That's why every Challenger tractor comes with a dealer network fully prepared to plow it under. Count on us during critical growing periods for:

- Emergency parts drops
- Extended dealership hours
- AGCO's 24-hour-a-day parts network
- An industry-leading parts warranty
- Factory-trained technicians who work to prevent problems as well as repair them

Above and beyond dealer service. That's what we deliver every day of the year, under the most adverse conditions in North America. Our dealers are second to none in on-location service — with mobile service trucks loaded with more diagnostic equipment than most repair shops.

Flexible Challenger financing. Use AGCO Plus+[®] Commercial Customer Credit to make your finances run just as smoothly as your Challenger. AGCO Plus+ gives lets you proactively manage your cash flow throughout the year, from handling an in-season repair to off-season preventive care.





THE WHOLE STORY ON PARTS

POD: PARTS ON DEMAND

For growers who prefer to perform routine maintenance right on the farm, Parts On Demand gets you the parts you need, when you need them. Your dealer can give you a list of key parts to keep your Challenger up and running.

PM360 PREVENTIVE MAINTENANCE PROGRAM

Reduce untimely repairs by completing preventive maintenance on a timetable that's convenient for you. Your dealer will help you create a customized care plan to extend equipment life, help preserve residual value — and provide greater peace of mind. PM360 incorporates AGCO's warranty policy that covers one year on parts and six months on labor for dealer-installed parts.

AGCO PARTS GENUINE CARE SERVICE AGREEMENT

For customized service agreements on key intervals, this service agreement is the turn-key program you need. Ask about it when you purchase equipment and simply wrap this benefit into your new machine financing.

AGCO PARTS APP

Hold all the quality AGCO Parts you need in the palm of your hand with the Books To Go™ app.

- Find parts for your machine
- Create and keep a parts list
- Send your list to your email
- Access parts catalogs from anywhere

AGCO PLUS+

AGCO Plus+ Commercial Customer Credit can help you get all the solutions, support and flexibility you need to reach your financial goals. Use it to proactively manage your cash flow all year, from handling in-season repairs to off-season preventative care.



MT900E Series

MT955E | MT965E | MT975E

MODELS	MT955E	MT965E	MT975E
ENGINE			
Type	AGCO Power™ 16.8L	AGCO Power™ 16.8L	AGCO Power™ 16.8L
Maximum ISO engine @ 1,900 rated RPM's – HP (kW)	536 (394)	591 (435)	646 (475)
ISO engine @ 2,100 rated RPMs – HP (kW)*	500 (365)	550 (403)	600 (440)
PTO power @ rated 2,100 RPM's – HP (kW)	400 (298)	425 (317)	425 (317)
Peak torque @ 1,500 RPM's – ft. lbs. (Nm)	1,740 (2,360)	1,917 (2,600)	2,095 (2,841)
Engine torque rise	42%	42%	42%
Number of cylinders / valves	12 / 48	12 / 48	12 / 48
Displacement – L (CID)	16.8 (1,025)	16.8 (1,025)	16.8 (1,025)
Aspiration	Dual twin turbo chargers with eWastegate	Dual twin turbo chargers with eWastegate	Dual twin turbo chargers with eWastegate
FUEL SYSTEM			
Fuel tank capacity – US gal. (L)	400 (1,514)		
DEF SYSTEM			
DEF tank capacity – US gal. (L)	52 (198)		
TRANSMISSION			
Type	Caterpillar® Powershift 16F / 4R		
Maximum speed – mph (kph)	24.6 (39.6)		
ELECTRICAL SYSTEM			
Alternator	2 – 150 amp		
Batteries	4 – 1,000 cca 12 V		

*Rated engine PS (HP ISO) per 97/68/EC at 2,100 engine RPM

MODELS	MT955E	MT965E	MT975E
HYDRAULIC SYSTEM			
Type	Closed-center, pressure-flow compensated		
Standard flow – gpm (L/min)	58 (220)		
Optional flow – gpm (L/min)	85 (322)		
Hydraulic remotes	4 standard / up to 6 optional		
Max flow at 1 remote – gpm (L/min)	37 (140)		
Maximum system pressure – psi (bar)	2,900 (200)		
AXLES & FINAL DRIVE			
Final drive	Dual inboard planetary		
Bar diameter – in. (mm)	5.7 in (145 mm)		
Standard tires	710/70R42 duals		
Service brakes (front & rear axle)	Wet disk in axle		
Differential lock (front & rear axle) – optional	Electro hydraulic wet disc		
3-POINT HITCH / DRAWBAR			
Drawbar capacity (std CAT 5/Opt. CAT 4)	12,500 (5,670) / 10,000 (4,535)		
3-PT Hitch – lbs. (kg)	19,500 (8,845)		
WEIGHT			
Approx. shipping weight – lbs. (kg)	47,500 (21,546)		
Maximum operating weight – lbs. (kg)	54,000 (24,494)	60,000 (27,216)	



Challenger

MT900E SERIES ARTICULATED TRACTORS

www.challenger-ag.us



BUILT ON LOCATION WHERE INNOVATION MEETS PRODUCTIVITY

The MT900E Series is made with pride at our plant in Jackson, MN. For many years this factory has been the birthplace of our high-horsepower track and 4WD tractors, as well as our application equipment. There you can tour our factory and visit Intivity Center, the first visitor welcome center of its kind in North America.



Challenger® is a worldwide brand of AGCO Corporation.