

DL11-55 GEN-3

DL

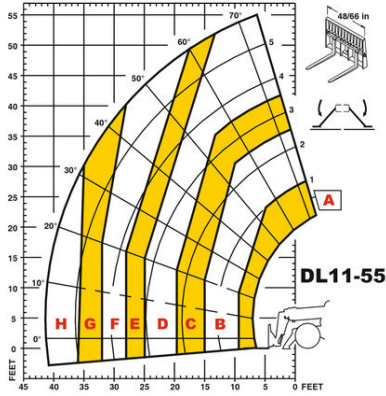


GEHL®

Capacities		Metric	Imperial
Max. capacity		4990 kg	11001 lb
Max. lifting height		16.90 m	55 ft 5 in
Max. outreach		12.20 m	40 ft
Weight and dimensions			
Overall width	b1	2.50 m	8 ft 2 in
Overall height	h17	2.60 m	8 ft 6 in
Wheelbase	y	3.30 m	10 ft 10 in
Ground clearance	m4	406 mm	16 in
Overall cab width	b4	0.88 m	2 ft 11 in
External turning radius	Wa3	3.70 m	12 ft 2 in
Unladen weight		12909 kg	28459 lb
Standard tyres		14X24	14X24
Frame levelling longitudinal +/-		10 °	10 °
Engine			
Engine brand		Cummins	Cummins
Engine norm		Tier 4 final	Tier 4 final
Engine model		QSF 3.8 Tier IV	QSF 3.8 Tier IV
I.C. Engine power rating - Power (kW)		120 Hp / 89 kW	120 Hp / 89 kW
Engine rotation		2500 rpm	2500 rpm
Transmission			
Transmission type		Powershift	Powershift
Number of gears (forward)		4	4
Max. travel speed		36.70 km/h	23 mi/h
Parking brake		SAHR	SAHR
Service brake		Wet disc brakes	Wet disc brakes
Axle Manufacturer		Dana	Dana
Hydraulics			
Hydraulic pump type		Gear pump	Gear pump
Hydraulic flow / Pressure		162.80 l/min / 207 Bar	162.80 l/min / 3002 PSI
Tank capacities			
Hydraulic oil		155 l	41 US gal
Fuel tank		114 l	30 US gal
Miscellaneous			
Controls		Single Joystick FNR	Single Joystick FNR

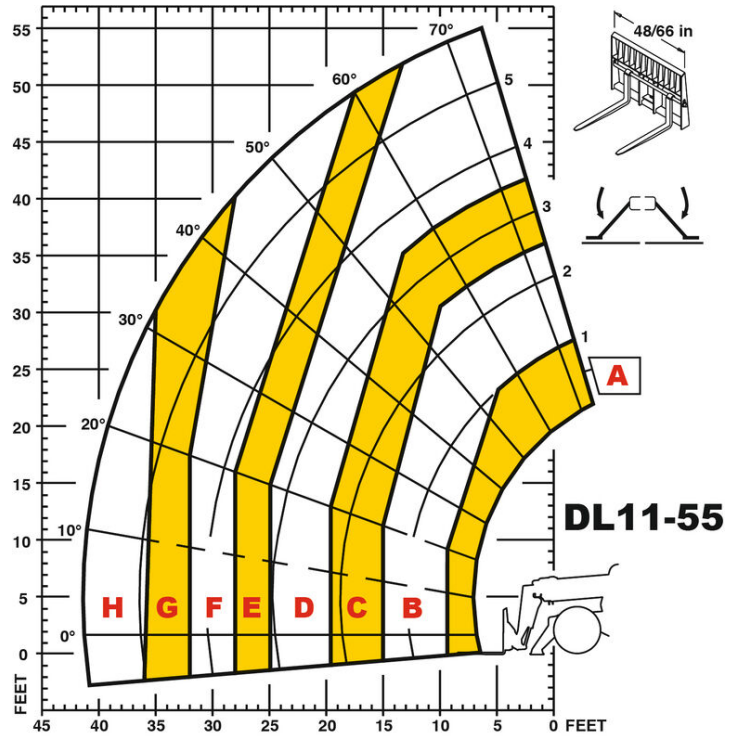
DL11-55 GEN:3 - Load chart

Load Chart imperial




- ▲ A 11,000 lbs. (4990 kg)
- B 9,000 lbs. (4082 kg)
- C 7,000 lbs. (3175 kg)
- D 5,500 lbs. (2495 kg)
- E 5,000 lbs. (2268 kg)
- F 4,000 lbs. (1814 kg)
- G 3,000 lbs. (1361 kg)
- H 2,000 lbs. (907 kg)

Machine on stabilizers with forks Imperial



DL11-55



GEHL®

Siège Social
P.O. Box 179 - One Gehl Way - West Bend, WI, USA 53095
Tel: (262) 334-9461 - Fax: (262) 338-7517
www.gehl.com



This brochure describes versions and configuration options for Gehl products which may be fitted with different equipment. The equipment described in this brochure may be standard, optional or not available depending on version. Gehl reserves the right to change the specifications shown and described at any time and without prior warning. The manufacturer is not liable for the specifications given. For more information, contact your Gehl dealer. Non-contractual document. Product descriptions may differ from actual products. List of specifications is not comprehensive. The logos and visual identity of the company are the property of Gehl and may not be used without authorization. All rights reserved. The photos and diagrams contained in this brochure are provided for information only.

MANITOU EQUIPMENT AMERICAS, LLC - Limited company with board of directors - Share capital: 39,668,399 euros - 857 802 508 RCS West Bend