

# RS6-34 GEN:3

# RS

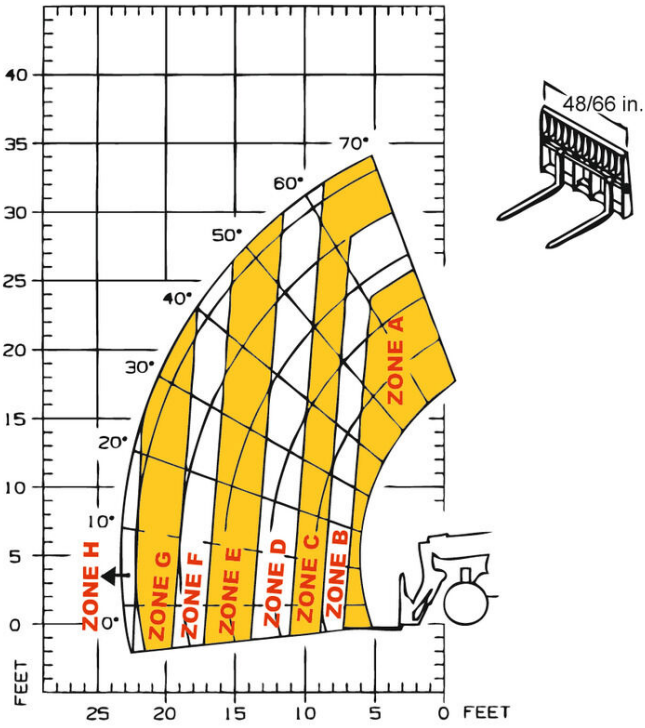


# GEHL®

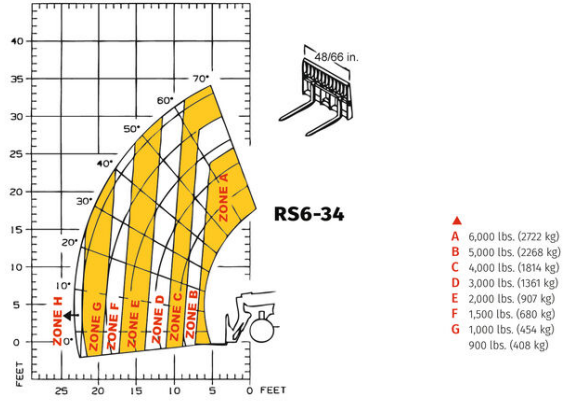
Capacities		Metric	Imperial
Max. capacity		2722 kg	6001 lb
Max. lifting height		10.44 m	34 ft 3 in
Max. outreach		7 m	23 ft
Weight and dimensions			
Overall length to carriage	l11	4.88 m	16 ft
Overall width	b1	2.40 m	7 ft 10 in
Overall height	h17	2.36 m	7 ft 9 in
Wheelbase	y	2.80 m	9 ft 2 in
Ground clearance	m4	350 mm	14 in
External turning radius	Wa3	3.80 m	12 ft 6 in
Unladen weight		6850 kg	15102 lb
Standard tyres		15 x 19.5	15 x 19.5
Frame levelling longitudinal +/-		10 °	10 °
Engine			
Engine brand		Deutz	Deutz
Engine norm		Stage IV / Tier 4 Final	Stage IV / Tier 4 Final
Engine model		TD 3.6 L4	TD 3.6 L4
I.C. Engine power rating - Power (kW)		74 Hp / 55 kW	74 Hp / 55 kW
Max. torque / Engine rotation		330 Nm @ 2500 rpm	330 Nm @ 2500 rpm
Transmission			
Transmission type		Torque Converter with powershift	Torque Converter with powershift
Number of gears (forward / reverse)		3 / 3	3 / 3
Max. travel speed		29 km/h	18 mi/h
Parking brake		SAHR	SAHR
Service brake		Wet disc brakes	Wet disc brakes
Axle Manufacturer		Dana	Dana
Hydraulics			
Hydraulic pump type		Gear pump	Gear pump
Hydraulic flow / Pressure		110 l/min / 207 Bar	110 l/min / 3002 PSI
Tank capacities			
Hydraulic oil		110 l	29 US gal
Fuel tank		110 l	29 US gal
Miscellaneous			
Steering wheels (front / rear)		2 / 2	2 / 2
Drive wheels (front / rear)		2 / 2	2 / 2
Safety cab homologation		ROPS/FOPS	ROPS/FOPS
Controls		Single Joystick FNR	Single Joystick FNR


# RS6-34 GEN:3 - Load chart

## Load Chart imperial



## Load Chart Other Imperial





# GEHL®

Siège Social  
P.O. Box 179 - One Gehl Way - West Bend, WI, USA 53095  
Tel: (262) 334-9461 - Fax: (262) 338-7517  
[www.gehl.com](http://www.gehl.com)



This brochure describes versions and configuration options for Gehl products which may be fitted with different equipment. The equipment described in this brochure may be standard, optional or not available depending on version. Gehl reserves the right to change the specifications shown and described at any time and without prior warning. The manufacturer is not liable for the specifications given. For more information, contact your Gehl dealer. Non-contractual document. Product descriptions may differ from actual products. List of specifications is not comprehensive. The logos and visual identity of the company are the property of Gehl and may not be used without authorization. All rights reserved. The photos and diagrams contained in this brochure are provided for information only.

MANITOU EQUIPMENT AMERICAS, LLC - Limited company with board of directors - Share capital: 39,668,399 euros - 857 802 508 RCS West Bend