

# SCHULTE®

## R O C K W I N D R O W E R S

SRW-1400/1400-H • SRW1000 • SRW-800 • SMR-800 • SMR-600



**World Class** *Built to Last*

[schulte.ca](http://schulte.ca)



# SRW-1400/SRW-1400-H Windrowers

## 14' Windrower forms Convenient Rows for Rock Picking



The SRW-1400 Pivoting Rock Windrower employs a side delivery frame which allows the operator to better control the size of windrows, regardless of rock conditions. The windrower's floating drum arrangement allows the wheels to be placed closer to the windrower drum, resulting in excellent ground following characteristics.

Optional Gravel reclamation configuration is a good fit for rural municipalities and counties to reclaim gravel from roadsides. Save money by using your grader to bring the gravel in off the shoulder and then using the Schulte SRW-1400 Pivoting Rock Windrower to spread the ridge smoothly and evenly.

Power is supplied to the SRW-1400 windrower drum via a heavy duty, 540 RPM, PTO driveline which includes a slip clutch and shear bolt arrangement for protection against excessive shock loads. The SRW-1400-H is Hydraulically powered and both have #100 drive chains.

The windrower drum is 14' (4.27m) wide and is constructed of 8 5/8" (219mm) heavy wall HSS round tube.

Hardened 450, hard surfaced, steel are 5/8 inch (15.9mm) thick x 6 inch (152.4mm) long. Reversible, replaceable teeth are bolted to the drum pipe, resulting in problem-free operation even in difficult conditions.



Bolt-On Replaceable Teeth



Narrow Transport Width



SRW-1400 doing gravel reclamation



SRW-1400-H Features a hydraulic chain drive system





# SRW-1000 Windrower

## Roto-Tilling Action Breaks Lumps & Levels the Ground

Windrows 2" to 25" rocks with ease, forming them into neat uniform rows.


Power is supplied to the windrower drum via a heavy duty PTO driveline which includes a slip clutch and shear bolt arrangement for protection against excessive shock loads.

The final drive chain is totally enclosed for longer service life. The windrower drum is 10' (3.05m) wide and is constructed of 8 5/8" (219mm) heavy wall HSS tube.

Hard surfaced, 5/8" (15.9mm) x 6" thick (152.4mm) long teeth are welded directly to the drum pipe, resulting in problem-free operation even in difficult conditions.

Good choice for RM's and Counties for gravel reclamation.

Cat III hitch configuration available, perfect for larger hp tractors such as RM's and County fleets.





# SRW-800 Windrower

## Multi Purpose 3-Point Hitch Windrower Breaks Lumps & Levels Ground



The SRW-800 Pivoting Rock Windrower is designed to windrow small to medium rocks with ease, forming them into neat uniform rows ready for pickup by a Schulte Rock Picker. Roots, stumps, chips and other debris from land clearing operations can also be windrowed. As an added bonus, the windrower has roto-tilling action breaking up lumps and leveling the ground.


Power is supplied to the windrower drum via a heavy duty PTO driveline which includes a slip clutch and shear bolt arrangement for protection against excessive shock loads. The final drive chain is totally enclosed for longer service life. The windrower drum is constructed of 8 5/8" (219mm) heavy wall pipe, hard surfaced 5/8" (15.9 mm) thick teeth welded directly to the drum.

Narrow, 8.5' transport width.

The SRW-800 Pivoting Rock Windrower employs a side delivery frame allowing the operator to better control the size of windrows, regardless of rock conditions. The SRW800 is the perfect tool for contractors, landscape companies and farmers.



Heavy duty PTO driveline



Fully enclosed final drive chain





# SMR-800 Windrower

## A Perfect Tool for Any of Your Landscaping and Maintenance Needs

The rototilling action of the SMR-800's 8' drum breaks lumps, roots and other debris while reclaiming rocks by forming them in uniform rows. Great for land levelling, surface prep, soil conditioning, seed bed creation, driveway and walking path reclamation.


The 4" or 2.5" replaceable teeth give you greater ground penetration and are made of wear resistant 450 BHN heat treated steel.

The SMR-800 Multi-Rake is chain driven to keep the hydraulic motor out of harm's way. The #80 drive chain and bidirectional idler are located in a sealed chain case and run in an oil bath.

Option for standard rotating mount or floating mount. Also the drum can pivot up to 20° left or right, manually or with optional hydraulics.

Solid mounted 23" forklift grade tires for increased maneuvering and rugged durability.

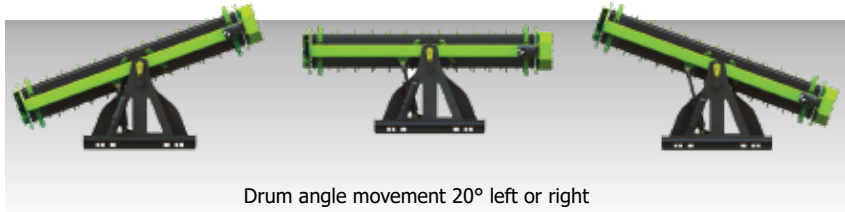
Hydraulic motor options are available to suit skid steer hydraulic flow.



Chain case with tensioner and heavy #80 chain which is run in an oil bath and accessible with an easy access cover plate.




Adjustable, reversible side plates can be mounted on front or back of the unit



Drum angle movement 20° left or right



Replaceable teeth  
4" & 2 1/2" 450 BHN steel



Before Multi Rake use



After Multi Rake use





# SMR-600 Windrower

## The Perfect Tool for Your Skid Steer Landscaping



All of the features of the SMR-800 but in a compact package. The rototilling action of the SMR-600's 6' drum breaks lumps, roots and other debris while reclaiming rocks by forming them in uniform rows. Great for land levelling, surface prep, soil conditioning, seed bed creation, driveway and walking path reclamation.

The 4" or 2.5" replaceable teeth give you greater ground penetration and are made of wear resistant 450 BHN heat treated steel.

Option for standard rotating mount or floating mount. Also the drum can pivot up to 20° left or right, manually or with optional hydraulics.

The SMR-600 Multi-Rake features solid mounted, 16.5/6.5 x 8, air filled tires for increased maneuvering and rugged durability.

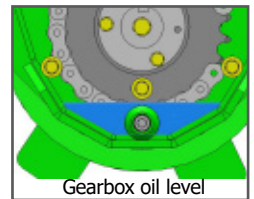
Hydraulic motor options are available to suit skid steer hydraulic flow.

The SMR-600 is chain driven to keep the hydraulic motor out of harm's way.

The #80 drive chain is located in a sealed chain case and run in an oil bath.



Great for land use soil preparation



Gearbox oil level



Replaceable teeth  
4" & 2 1/2" 450 BHN steel



Adjustable, reversible  
side plates



Chain case with tensioner  
and heavy #80 chain with  
easy access opening plate.





# Schulte Rock Pickers

Match your Schulte Windrower with a Schulte Conveyor Type or Reel Type Rock Picker



2500 Giant

5000 Titan



RS-320



# Specifications

## SPECIFICATIONS

	SRW-1400/H	SRW-1000	SRW-800	SMR-800	SMR-600
Weight	3500lb (1588kg)	2660lb (1206kg)	1350lb (613kg)	1900lb (862kg)	1600lb (725kg)
Tractor Horsepower	40-150HP (30-112KW)	40-150HP (30-112KW)	35-100HP (30-60KW)	-	-
Drum Width	14' (4270mm)	10' (3050mm)	88 5/8" (2215mm)	89" (2.26m)	73" (1.85m)
Maximum Ground Speed	5mph (8 kph)	5mph (8 kph)	5mph (8 kph)	-	-
Recommended Ground Speed	2mph (3kph)	2mph (3kph)	2mph (3kph)	-	-
Drum Speed	117rpm @540rpm input	117rpm @540rpm input	102rpm @540rpm input	220-250rpm	220-250rpm
Tires	Truck tires 8 ply ST205/90D	22" forklift tires (56cm)	16.5/6.5 x 8	23" forklift (58cm)	16.5/6.5 x 8 air filled
Transport Width	93" (2.36m)	134" (3.4m)	102" (2.59m)	102" (2.59m)	88" (2.23m)
Transport Length	235" (5.97m)	179" (4.55m)	67" (1.7m)	Standard: 79", Floating: 83"	Standard: 79", Floating: 83"
Hydraulic Flow Option	15 GPM (57 LPM) Minimum	-	-	18-35 GPM (68-132 LPM)	18-35 GPM (68-132 LPM)
Hitch Type	Pull	Pull	3 pt (Cat II)	Skid Steer Quick Attach	Skid Steer Quick Attach

## OPTIONS - SRW-1400/SRW-14-H

- High speed sprocket for gravel reclamation configuration
- CE shielding for Europe
- Hydraulic Drive

## OPTIONS - SRW-1000

- High speed sprocket for gravel reclamation configuration

## OPTIONS - SRW-800

- High speed sprocket for optional gravel reclamation configuration
- CE shielding for Europe

## OPTIONS - SMR-800

- Mount options: Standard mount, floating mount
- Various skid steer interface harnesses
- 4" or 2.5" replaceable, 450 BHN wear resistant teeth
- Hydraulic or manual angle adjustment
- Hydraulic motor options are available to suit skid steer hydraulic flow

## OPTIONS - SMR-600

- Mount options: Standard mount, floating mount
- Various skid steer interface harnesses
- 4" or 2.5" replaceable 450 BHN wear resistant teeth
- Hydraulic or manual angle adjustment
- Hydraulic motor options are available to suit skid steer hydraulic flow



Excellent for land preparation and debris removal



Rototilling action



Legendary Schulte quality

# SCHULTE

**Schulte Industries Ltd.**

PO Box 70, Englefeld, SK Canada S0K 1N0

Ph (306) 287-3715 Fx (306) 287-3355

Email [info@schulte.ca](mailto:info@schulte.ca) Web [www.schulte.ca](http://www.schulte.ca)



Sold By:

Schulte is a registered trademark of Alamo Group Inc.

Schulte Industries Ltd. reserves the right to change the design and specifications of its products without notice. Illustrations may include optional equipment and accessories, and may not include all standard equipment.

Printed in Canada

Prepared by NELSON GRAPHIC DESIGN

211309

