



**60**<sup>MAX</sup>**v**

**FLEX-FORCE**  
POWER SYSTEM<sup>®</sup>

**ALL-SEASON POWER | FULLY INTERCHANGABLE BATTERY**



**50+** **TOOLS**  
AND COUNTING

# FLEX-FORCE

P O W E R   S Y S T E M ®

**It's called Flex-Force for a reason. It's all about flexible power.** With an interchangeable battery

capable of commanding over 50 lawn tools, it's the one system you need to finish everything without sacrificing anything.

**RunSmart® onboard intelligence optimizes power output and overload protection in real time** — for peak performance in the toughest conditions,

giving every tool in the Flex-Force line more performance, more runtime, and longer life.

**Innovative "3P" battery stack design delivers big-time.** Giving you 3 times the power, higher max performance, and the ability to push your tools harder, for longer.

**The most powerful 60V battery in its class\*.**

Industry-leading product performance. Done and done.

\*Max power output measured in watts based on battery cell manufacturer's rating. Actual max power output dependent on the use conditions and tool used.



NEW! WALK MOWERS



## EASY CAN BE A POWERFUL THING.

Leveraging time-tested Toro engineering, the Super Recycler® delivers the perfect cut every time, while nourishing your lawn to provide a rich, green cut that landscape pros relish.



### Power to Get the Job Done

Tackle any job in a single charge with the most powerful battery (L405) in its class and mow up to 50 minutes.



### Starts the First Time, Every Time.

With reliable push-button start, LED headlights, and battery power, get the job done anytime of day or night.



### SmartStow®

Making room in the garage or shed for toys, tools and things that really matter



### No Ordinary Push Mower

Personal Pace® Auto-Drive™ self-propel goes when you go, in perfect engineered harmony with your walking pace.

# 3 BATTERY SLOTS WHERE THE GAS TANK USED TO BE

If you've never experienced a Flex-Force 2-stage snow blower before, you're in for a battery-powered snow-destroyin' treat.



### Battery Power, No Compromises

Pop two batteries in and clear up to a 45-parked-car driveway on a single charge. *(Third Battery Optional)*



### Stay the Course

Minimizes clogging with Toro's patented Anti-Clogging System.



### Put Snow Anywhere You Want

Quick Stick instantly reacts with a single, smooth motion that lets you aim snow one foot away or 40 ft. away.




### Heavy-Duty Confidence

Tackle years of tough jobs with confidence thanks to steel construction in the housing, frame, deflector & chute.

NEW! YARD TOOLS

# EARN A PhD IN PRODUCTIVITY.

Get the ultimate in versatility and productivity with these attachments that work with the Toro Flex-Force **ATTACHMENT CAPABLE POWER HEAD.**

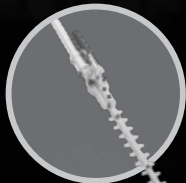


**POWER HEAD** 51810T

**STICK EDGER** 88710




**HEDGE TRIMMER** 88713



**CULTIVATOR** 88715



**STRING TRIMMER** 88716



**POLE SAW** 88714



# MAKES SMALL WORK OF HUGE PILES.

Our battery-powered leaf blower is an aerodynamic beast. With maximized air intake and a perfectly optimized jet fan for peak efficiency and supercharged airflow. And oh, that turbo boost.



### Finish Faster

Move large piles of leaves faster with 605 CFM of air volume and 157 MPH air speed.\*



### Go Turbo

Get more power when you need it with the variable-speed trigger and turbo-boost button.



### Long-Lasting Performance

Enjoy more power and longer runtime with a high-performance brushless DC motor and a 4 Ah lithium-ion battery.



### Save Your Strength

Reduce arm fatigue and tackle big jobs with less effort with cruise control feature and an ergonomic handle.

WALK MOWERS



# POWER WITHOUT COMPROMISE

**BEST MOWER. BEST BATTERY. DONE AND DONE.**

A battery this awesome deserves a mower equally as awesome. Next-generation technology meets America's best-selling mower brand.



### **Vortex Technology™**

More airflow to supercharge your grass cutting.



### **Durable Mowing Deck**

Years of reliable use with either our durable steel deck or military-grade cast aluminum deck.



### **Personal Pace® with Auto Drive™**

No levers, no adjustments, no learning—the self propelled evolved.



### **Brushless Motor**

Three-phase brushless motor optimizes RPM and torque for more power, more runtime, and longer life.



	<b>RECYCLER® SELF-PROPEL</b>	<b>RECYCLER® PERSONAL PACE® AUTO DRIVE™</b>	<b>SUPER RECYCLER® PERSONAL PACE® AUTO DRIVE™</b>
<b>MODEL</b>	<b>21357</b> <b>NEW!</b>	<b>21466</b>	<b>21568</b> <b>NEW!</b>
<b>DECK SIZE (CUTTING WIDTH)</b>	21" / 53 cm	22" / 56 cm	21" / 53 cm
<b>DECK MATERIAL</b>	Steel	Steel	» Cast-Aluminum
<b>INCLUDED BATTERY</b>	5.0 ah, 270 wh (L270) 60V Battery	» 6.0 ah, 324 wh (L324) 60V Battery	» 7.5 ah, 405 wh (L405) 60V Battery
<b>GRASS CUT IN A SINGLE CHARGE</b>	Up to 0.33 acre	Up to 0.33 acre	Up to 0.33 acre
<b>RUN TIME†</b>	43 min	40 min	50 min
<b>CHARGE TIME</b>	120 min	150 min	180 min
<b>DRIVE SYSTEM</b>	Variable Speed Self-Propel Rear Wheel Drive	» Personal Pace® Auto Drive Self-Propel Rear Wheel Drive	Personal Pace® Auto Drive Self-Propel Rear Wheel Drive
<b>TORO PERFORMANCE WARRANTY**</b>	3-Year Limited Battery; 2-Year Limited Mower	3-Year Limited Battery; 2-Year Limited Mower	» 3-Year Limited Battery; 5-Year Limited Mower
<b>CUTTING SYSTEM</b>	Recycler	Recycler	» Super Recycler
<b>BRUSHLESS MOTOR</b>	✓	✓	✓
<b>VORTEX TECHNOLOGY</b>	-	✓	✓
<b>SUPER BAGGER</b>	-	✓	✓
<b>BAG ON DEMAND</b>	-	✓	-
<b>TRACTION HIGH WHEEL</b>	-	✓	✓
<b>SMARTSTOW®</b>	✓	✓	✓
<b>PUSH BUTTON START</b>	✓	✓	✓
<b>HEIGHT OF CUT</b>	1.25" - 3.75" / 3.2 - 9.5 cm	» 1.0" - 4.0" / 2.5 - 10.2 cm	1.0" - 4.0" / 2.5 - 10.2 cm
<b>WHEEL HEIGHT</b>	7" Front / 18 cm 8" Rear / 20 cm	» 8" Front / 20 cm 10" Rear / 25 cm	8" Front / 20 cm 10" Rear / 25 cm
<b>HANDLE</b>	SmartStow, 1 Piece, Adjustable Height	SmartStow, 1 Piece, Adjustable Height	SmartStow, Flex Handle Suspension
<b>BARE TOOL MODEL</b> Battery & charger sold separately	21356T	21466T	21568T
<b>WEIGHT</b>	66 lbs. / 29.9 kg	85 lbs. / 38.6 kg	90 lbs. / 40.8 kg

\*Battery manufacturer rating = 60V maximum & 54V typical usage. Actual voltage varies with load. \*\*See retailer for complete warranty details.

†Run time varies based on usage conditions. Max run time specs based on light conditions and/or lowest speed settings.

‡Based on average TraLine dollar share or walk behind mower market from 2017 - 2020.

# SNOW BLOWERS AND SHOVELS

## FORCE OF NATURE

**UNNATURAL POWER.  
UNBEATABLE PERFORMANCE.**

The most powerful 60V battery in its class™ meets America's #1 snow blower brand\*. A force to be reckoned with.



### **Snowdrift Strength**

All the power to break through heavy, wet snow and throw it up to 40 feet.



### **Crush Snow To The Curb**

Rip through tough snow with Toro's durable, patent-pending all-steel Power Edge™ auger.



### **Power To Get The Job Done**

Clear up to an 18-parked-car driveway on a single charge.

## **POWER SHOVEL®**

### **LIGHTWEIGHT POWER AND CONTROL**

Small & maneuverable. Two speeds provide more power when you want it and more control when you need it.



	SINGLE STAGE			TWO STAGE	
	POWER SHOVEL* 60V**	POWER CLEAR* 60V E21	POWER CLEAR 60V E21	POWER MAX* 60V E24	POWER MAX* HA 60V E26
MODEL	39909	39901	39902	39924 <b>NEW!</b>	39926 <b>NEW!</b>
CLEARING WIDTH	12" / 30.5 cm	» 21" / 53.3 cm	21" / 53.3 cm	» 24" / 61.0 cm	» 26" / 66.0 cm
CLEARING CAPACITY**	Decks, steps, patios and up to 4 parked cars	» Up to 12 parked cars	» Up to 18 parked cars (9 cars per battery)	» Up to 24 parked cars (12 cars per battery) Up to 15 cars more with additional 3rd battery	» Up to 30 parked cars (15 cars per battery) Up to 15 cars more with additional 3rd battery
SNOW CUT DEPTH	6" / 15.2 cm	» 12" / 30.5 cm	12" / 30.5 cm	» 20" / 50.8 cm	20" / 50.8 cm
BATTERY	1 x 2.5 ah	» 1 x 7.5 ah	» 2 x 6.0 ah	2 x 6.0 ah	» 2 x 7.5 ah
CHARGE TIME	60 min	180 min	150 min	150 min	180 min
THROWING DISTANCE**	Up to 25' / 7.6 m	» Up to 40' / 12.2 m	Up to 40' / 12.2 m	» Up to 45' / 13.7 m	Up to 45' / 13.7 m
AUGER SYSTEM	Power Curve	» Patent Pending Power Edge™	Patent Pending Power Edge	» Power Max Anti-Clogging System	Power Max Anti-Clogging System
AUGER DIAMETER	6.5" / 16.5 cm	» 7" / 17.8 cm	7" / 17.8 cm	» 11" / 27.9 cm	11" / 27.9 cm
IMPELLER DIAMETER	-	-	-	11" / 27.9 cm	11" / 27.9 cm
AUGER GEARBOX	-	-	-	» Hardened Gears; No Shear Pins	Hardened Gears; No Shear Pins
HANDLE	-	Adjustable	Adjustable	» Heavy-Duty	Heavy-Duty
DEFLECTOR	-	Locking	Locking	Single	Single
CHUTE CONTROL	-	Quick Turn	Quick Turn	» Quick Stick®	Quick Stick
CHUTE CONSTRUCTION	-	Sub Zero Curved Chute	Sub Zero Curved Chute	» Steel	Steel
TIRES	-	6 7/8" x 2" 17.5 cm x 5.1 cm	6 7/8" x 2" 17.5 cm x 5.1 cm	» 15" / 38.1 cm	15" / 38.1 cm
HAND WARMERS	-	-	-	-	» Standard
LIGHT	-	Panoramic LED	Panoramic LED	LED	LED
WARRANTY****	3-Year Full, 3-Year Battery	2-Year Full, 3-Year Battery	2-Year Full, 3-Year Battery	3-Year Limited, 3-Year Battery	3-Year Limited, 3-Year Battery
BARE TOOL MODEL #	39909T	39901T	39901T	N/A	39926T

\*Battery manufacturer rating = 60V maximum & 54V typical usage. Actual voltage varies with load. \*\*Max power output measured in watts based on battery cell manufacturer's rating. Actual max power output dependent on the use conditions and tool used. \*\*\*See retailer for complete warranty details.

†Capacities vary based on usage conditions. Max run time specs based on light conditions and/or lowest speed settings.

‡Based on average Traaqline dollar share for snow blower market from 2015-March 2020.



## LEAF BLOWERS

### POWER LIKE NO OTHER

Perfectly optimized jet fan design for supercharged airflow that takes you from 0 to 157 mph in one second, and over 600 CFM of awesome air volume.

Innovative 3-phase Brushless motor with RunSmart optimizes RPM and workload in real time, for more power, more runtime, and longer lifespan.

	51821	51820	51822 <b>NEW!</b>
CFM	Up to 565	» Up to 605	Up to 605
MPH	Up to 110	» Up to 120	» Up to 157
RUN TIME†	Up to 70 min (low speed)	» Up to 90 min (low speed)	Up to 140 min (low speed)
CHARGE TIME	100 min	» 75 min	» 135 min
SPEED CONTROL	Variable trigger, Turbo boost	Variable trigger, Turbo boost	Variable trigger, Turbo boost
MOTOR	Brushless DC	Brushless DC	Brushless DC
BLOWER WARRANTY**	3 Year Full	3 Year Full	3 Year Full
BATTERY WARRANTY**	3 Year Full	3 Year Full	3 Year Full
INCLUDED BATTERY	2.0 ah, 108 wh	» 2.5 ah, 135 wh	4.0 ah, 135 wh
BARE TOOL MODEL	N/A	51820T	N/A
Battery & charger sold separately			



## STRING TRIMMERS

### MORE POWER, MORE PERFORMANCE

Innovative 3-phase Brushless motor with RunSmart that optimizes RPMs and torque to maintain peak cutting performance across all conditions.

Up to 16" cut width with pro-grade 0.095" dual line for unbeatable performance. No more spoolin' around. Just thread it and shred it with the quick-feed head.

	51831	51830	51836 <b>NEW!</b>		
CUT WIDTH	13" - 15"	» 14" - 16"	14" - 16"		
LINE	0.080" Dual	» 0.080" - 0.095" Dual	» 0.095" Dual (0.080" compatible)		
RUN TIME†	Up to 45 min	Up to 60 min	Cut Length	Line Dia.	Run Time†
			14"	0.080"	Up to 60 min
			14"	0.095"	Up to 50 min
			16"	0.095"	Up to 40 min
CHARGE TIME	100 min	» 75 min	75 min		
SPEED CONTROL	Variable	Variable + 2 Speed Ranges	» Variable + High/Low Speed Ranges		
MOTOR	Brushless DC	Brushless DC	Brushless DC		
LINE REPLACEMENT	Standard Spool	» Quick Feed (No Spools)	Quick Feed (No Spools)		
TRIMMER WARRANTY**	3 Year	3 Year	3 Year		
BATTERY WARRANTY**	3 Year Full	3 Year Full	3 Year Full		
INCLUDED BATTERY	2.0 ah, 108 wh	» 2.5 ah, 135 wh	2.5 ah, 135 wh		
BARE TOOL MODEL	51831T	51830T	51810T & 88716		
Battery & charger sold separately					

**NEW!** ATTACHMENT CAPABLE TRIMMER

	<b>STRING TRIMMER</b>
	<b>51836</b>
CUT WIDTH	14" - 16"
LINE	0.080" - 0.095" Dual
STANDARD BATTERY	2.5 ah, 135 wh (L135) 60V Battery
RUN TIME†	Up to 60 minutes
CHARGE TIME	75 min
SPEED CONTROL	Variable
MOTOR	Brushless DC
TRIMMER HEAD	Cast Aluminum
HANDLE	Ergonomic Comfort Grip
TOOL WARRANTY**	3 Year
BATTERY WARRANTY**	3 Year

	<b>STRING TRIMMER ATTACHMENT</b>
	<b>88716</b>
CUT WIDTH	14" - 16"
LINE	0.080" - 0.095" Dual
SPEED CONTROL	Variable
MOTOR	Brushless DC
TRIMMER HEAD	Cast Aluminum
HANDLE	Ergonomic Comfort Grip
TOOL WARRANTY**	3 Year
BATTERY WARRANTY**	3 Year

	<b>HEDGE TRIMMER ATTACHMENT</b>
	<b>88713</b>
BAR LENGTH	15"
CUT CAPACITY	3/4"
RUN TIME†	Up to 75 mins (with the 2.5 Ah battery incl. with the 51836)
MOTOR	Brushless DC
BLADE MATERIAL	Hardened Steel
HANDLE	Ergonomic Comfort Grip
STROKES/MINUTE	2900
TOOL WARRANTY**	3 Year
BATTERY WARRANTY**	3 Year

	<b>POWER HEAD</b>
	<b>51810T</b>
MOTOR	Brushless DC
TOOL WARRANTY**	3 Year
BATTERY WARRANTY**	3 Year

	<b>POLE SAW ATTACHMENT</b>
	<b>88714</b>
BAR LENGTH	10"
MOTOR	Brushless DC
NUMBER OF CUTS	100 (with 2.5Ah battery incl. with 51836)
LENGTH	6 ft.
CHAIN OILER	Automatic
TOOL WARRANTY**	3 Year
BATTERY WARRANTY**	3 Year

	<b>CULTIVATOR ATTACHMENT</b>
	<b>88715</b>
MOTOR	Brushless DC
BLADE DIAMETER	10"
TILL DEPTH	2.5"
GEARBOX MATERIAL	Cast-Aluminum
TOOL WARRANTY**	3 Year
BATTERY WARRANTY**	3 Year

	<b>STICK EDGER ATTACHMENT</b>
	<b>88710</b>
BLADE LENGTH	8"
MOTOR	Brushless DC
HEAD MATERIAL	Cast-Aluminum
CUTTING DEPTH	Up to 1.75" (Adjustable)
TOOL WARRANTY**	3 Year
BATTERY WARRANTY**	3 Year

	CHAINSAWS		POLESAW
	51851	51850	51870
BAR LENGTH	16"	16"	10"
CHAIN PITCH/GAUGE	Pitch .375" / Gauge .043"	Pitch .375" / Gauge .043"	Pitch .375" / Gauge .043"
RUN TIME**	Up to 40 Cuts of 6" x 6" Timber	» Up to 50 Cuts of 6" x 6" Timber	Up to 80 Cuts of 4" x 4" Timber
MOTOR	Brushless DC	Brushless DC	Brushless DC
CHARGE TIME	100 min	» 60 min	100 min
CHAIN BRAKE	Electric	Electric	-
CHAIN TENSIONING	Tooled (Included)	Tooled (Included)	Tooled (Included)
BAR COVER	Included	Included	Included
SAW REACH	-	-	8 Feet
CHAIN OILER	Automatic	Automatic	Automatic
TOOL WARRANTY**	3 Year	3 Year	3 Year
BATTERY WARRANTY**	3 Year	3 Year	3 Year
INCLUDED BATTERY	2.0 ah, 108 wh	» 2.5 ah, 135 wh	2.0 ah, 108 wh
BARE TOOL MODEL <small>Battery &amp; charger sold separately</small>	N/A	51850T	51870T

	HEDGE TRIMMERS		STICK EDGER
	51841	51840	51833
BAR/BLADE LENGTH	24"	24"	8"
CUT CAPACITY	3/4"	3/4"	-
BLADE MATERIAL	Hardened Steel	Hardened Steel	Heat-Treated, High-Carbon Steel
CUTTING DEPTH	-	-	Up to 1.75" (Adjustable)
HEAD MATERIAL	-	-	Cast-Aluminum
SPEED CONTROL	-	-	Variable Trigger
RUN TIME†	Up to 60 min	» Up to 75 min	-
CHARGE TIME	100 min	» 60 min	75 min
HANDLE	Rotating w/ Comfort Grip	Rotating w/ Comfort Grip	Comfort Grip
STROKES/MINUTE	3200	3200	
TOOL WARRANTY**	3 Year	3 Year	3 Year
BATTERY WARRANTY**	3 Year	3 Year	3 Year
INCLUDED BATTERY	2.0 ah, 108 wh	» 2.5 ah, 135 wh	2.0 ah, 108 wh
BARE TOOL MODEL <small>Battery &amp; charger sold separately</small>	N/A	51840T	51833T

\*Battery manufacturer rating = 60V maximum & 54V typical usage. Actual voltage varies with load. \*\*See retailer for complete warranty details. †Run time varies based on usage conditions. Max run time specs based on light conditions and/or lowest speed settings. ‡Based on controlled laboratory testing. Actual number of cuts will vary with conditions.. †Based on average Traqline dollar share for snow blower market from 2015-March 2020.

# 330W CONTINUOUS POWER INVERTER

## RELIABLE POWER ANYWHERE YOU NEED IT

A 120V power outlet, USB-A and USB-C port operate electronics, small appliances, lights and more.

USB-C with Power Delivery technology charges devices up to 6 times faster.\*

Lightweight and convenient for easy transport when traveling, working outdoors, camping, etc.

Easy to use - simply insert your 60V Flex-Force battery and it's ready to go!



**UP TO 29 PHONES,  
5+ LAPTOPS, OR A  
42" TV FOR 11 HOURS\*\***



\*Battery manufacturer rating = 60V maximum & 54V typical usage. Actual voltage varies with load.  
\*\*See retailer for complete warranty details. \*Compared to basic USB. \*\*When used with Flex-Force 60V 7.5Ah 405WH L405 battery. \*\*Based on controlled laboratory testing. Actual number of cuts will vary with conditions.

# POWER WITHOUT COMPROMISE



FEEL THE POWER AT [TORO.COM/60V](https://toro.com/60v)



490-4796 ©2022 The Toro Company. All Rights Reserved.  
Specifications subject to change without notice and without incurring obligation. Products depicted are for demonstration purposes only. Actual products offered for sale may vary in design, required attachments and safety features.  
\*Battery manufacturer rating = 60V maximum and 54V typical usage. Actual voltage varies with load.

**TORO**