



KIOTI TRACTOR

RX

SERIES



FEATURING

ECO TECHNOLOGY

FROM **daedong**



KIOTI



Clean and Powerful Tier-4 Engine

Eco-Friendly Diesel Engine

The new Common Rail Diesel Engine (CRDI) improves fuel efficiency over 20% while reducing noise levels. With this eco-friendly Tier 4 engine, the RX series offers the operator a quiet work environment with powerful performance.





Traveling Speed

The new, more efficient transmission system offers maximum traveling speeds of up to 24 MPH (38kph).



**Power Shuttle Lever
(Power Shuttle Models)**

The Power Shuttle Lever provides easy forward and reverse operation without stepping on a clutch pedal.

Creep Gear (RX7320 PCCR)

The Creep Gear model offers more speed versatility for applications requiring high PTO horsepower at low ground speeds.

Deluxe Suspension Seat

Ergonomically designed, fully adjustable suspension seat allows the operator to ride in comfort no matter what the task may be. A pocket on the back of the seat allows easy access for the operator's manual.



Transmission Options


The RX series provides a wide variety of transmission options making it a great choice for any job. Choose from the 12x12 synchronized transmission, 12x12 power shuttle or 24x24 power shuttle with creep.

Torque Compensation

This feature enables the engine to maintain a consistent and stable torque level under all conditions.

Modern and Elegant Design

The modern and elegant hood design provides the operator with excellent visibility and enables quick and convenient access for daily maintenance.



Turn Assist Control

The optional Turn Assist Control kit will drop the engine rpm by 10% automatically when turning sharply. This feature allows for more precise work and reduces fuel consumption during sharp turns.



Projection Head and Working Lamp

With the new projection head and working lamp, the operator will experience safer and easier operation after the sun goes down.



PTO Cruise Control

With one touch, engine speed may be set to maintain steady PTO rpm to maximize working efficiency. When engaged, the operator may change the engine rpm by simply pressing a switch to increase or decrease the rpm.

Experience the new and Powerful RX Series



Remote Hydraulic Valves and Joystick

Standard single lever joystick is valuable for loader operation or front implements. A standard single remote valve (2nd and 3rd optional) accommodate a wide variety of attachments and implements.



Fuel Tank

The 22 to 25 gallon fuel tank allows productive working hours without the need for frequent re-fueling. The warning feature includes fuel warning indicator lamp in the instrument panel and a buzzer to help prevent accidentally running out of fuel.

External Hydraulic Lift Cylinder

The RX series tractor has two external hydraulic lift cylinders which makes maintenance easier and increases lift capacity up to 3,594 lbs. (66 hp) or 3,898 lbs. (73 hp).



Window Wiper

The standard window wiper (rear optional) improves window visibility and keeps the window free from rain and dust. The improved wiper position maintains a clear view for the operator.

Power Steering

The standard power steering minimizes the effort required to make tight, repetitive turns. The steering wheel tilts with the simple push of lever, allowing easy adjustment to fit the operator needs.



Advanced Air Conditioning System


The improved Cooling and Heating system will ensure comfortable working conditions for the operator year round.

Deluxe Cab

The RX series offers improved visibility and comfort with ergonomically placed controls and colored control levers to help minimize operator fatigue.

Push Button 4WD

The 4WD is engaged with the simple push of a button.



Hydraulic Independent PTO

The standard rear PTO is easily engaged by the simple push of a button. A safety interlock prevents the engine from starting when the PTO switch is left on. All models come standard with a selectable manual or automatic PTO option. When the Auto PTO is engaged, the PTO will automatically shut off when the 3-point control is raised, eliminating exposure to the running implements.

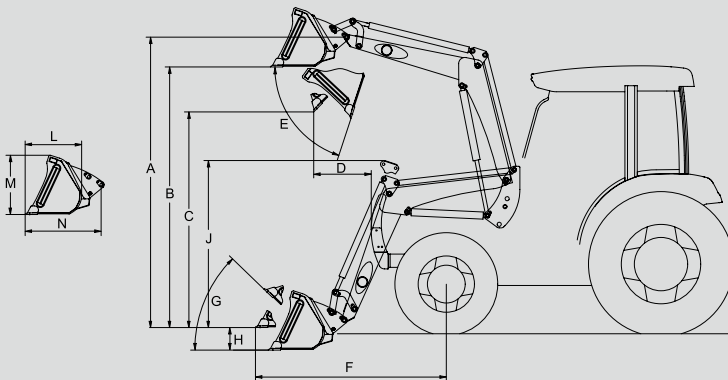




Loader Model : KL7320 Tractor Model : RX6620/RX7320

Front End Loader

The Kioti KL7320 front end loader is specifically designed for the RX series tractors, providing efficient performance with single lever joystick control. The Kioti loader, with a built in parking stand, is designed to be quickly and easily attached and detached. KL Series loaders utilize the tractor's hydraulic system, feature single-lever control with float and come with a bucket level indicator.



Cycle time (sec)	2,300 rpm
Raise Boom frame	6.3
Lower Boom frame	4.2
Dump bucket	4.7
Rollback bucket	3.5

Loader Specifications

Model	KL7320
A. Maximum Lift Height to Pivot Pin	133.9 in (3,401mm)
B. Clearance w/ Attachment Level	123.0 in (3,124mm)
C. Clearance w/ Attachment Dumped	102.3 in (2,598mm)
D. Reach at Maximum Height	20.4 in (518mm)
E. Maximum Dump Angle	47 °
F. Reach w/ Bucket on Ground	80.4 in (2,042mm)
G. Maximum Rollback Angle	54 °
H. Digging Depth Below Grade	6.5 in (165mm)
J. Overall Height in Carry Position	69.3 in (1,760mm)
L. Bucket Depth (inner shell)	23.3 in (592mm)
M. Bucket Height	22.9 in (582mm)
N. Bucket Length (pivot pin)	33.0 in (838mm)
Lift Capacity to Full Height at Pivot Pins	3,384 lbs. (1,535 kg)
Breakout Force at Pivot Pin	5,359 lbs. (2,431 kg)
Lift Cylinder	I.D ø70mm X ROD 40mm
Bucket Cylinder	I.D ø70mm X ROD 35mm
Bucket Size	82 in (2,083mm)
Bucket Weight	428 lbs.
Approx. Weight (without Bucket)	1,468 lbs.
Bucket Capacity	21.2 cu. ft.
Rated Flow	41.6 l/min
Relief Valve Setting	185 kgf/cm ² (66HP) 195 kgf/cm ² (73HP)

*Specifications and design are subject to change without notification.

Specifications



MODEL	RX6620	RX6620C	RX6620P	RX6620PC	RX7320	RX7320C	RX7320P	RX7320PC	RX7320PCCR
ENGINE									
Model	4F243T								
Type	4Cyl., In-line Vertical, Water-cooled 4-cycle Turbo Diesel, CRDI								
Engine Gross	HP(KW)	66 (49.2)			73 (54.4)				
PTO	HP(KW)	57.6 (43)			63 (47)				
Displacement	cu.in.(cc)	148.6 (2,435)							
Rated Revolution	rpm	2600							
Fuel Tank Capacity	u.s.gal(ℓ)	22.5 (85)	25.0 (95)	22.5 (85)	25.0 (95)	22.5 (85)	25.0 (95)	22.5 (85)	25.0 (95)
DRIVE TRAIN									
Clutch	Dry Single Plate			Wet Disc		Dry Single Plate		Wet Disc	
Transmission	Synchro Shuttle			Power Shuttle		Synchro Shuttle		Power Shuttle	
Speeds	12F X 12R								
Differential Lock	Rear Standard								
Brake	Wet Multi Disc								
PTO	Independent								
Rear PTO (Standard)	rpm	540 / 540E							
Mid PTO (Optional)	rpm	N/A							
4WD type	Hydraulic								
HYDRAULIC SYSTEM									
Pump	Gear								
Pump Capacity (Max. flow rate)	gpm(lpm)	17.9 (67.6)			19.2 (72.8)				
3-Point Hitch	Category II								
Maximum Lifting Capacity (24" aft. of hitch)	lbs.(kg)	3594 (1630)			3898 (1768)				
Hydraulic Lift Control System	Position, Draft, Mixed Control								
No. of Standard Remote Valves	1st : Std. 2nd, 3rd : Opt.								
Steering	Hydrostatic Power Steering								
TIRE SIZE									
Front AG. (TURF, INDUSTRIAL)	9.5-20 (31X13.5X15/8, 12.5/80-18)				11.2-24 (N/A, 12.5/80-18)				
Rear AG. (TURF, INDUSTRIAL)	14.9-28 (44X18X20/4, 18.4-24/8)				16.9-30 (N/A, 18.4-24/8)				
TRAVELING SPEEDS									
Forward	mph(kph)	0.98~22.59 (1.57~36.36)			1.01~23.53 (1.63~37.86)			0.11~23.53 (0.17~37.86)	
Reverse	mph(kph)	0.96~22.21 (1.54~35.75)			1.00~23.13 (1.61~37.23)			0.11~23.13 (0.17~37.23)	
DIMENSIONS									
Overall Length (includes 3-pt hitch)	in.(mm)	145.0 (3685)			146.3 (3715)				
Overall Width (minimum tread)	in.(mm)	70.9 (1800)			77.2 (1960)				
Overall Height (from top of Cab)	in.(mm)	105.5 (2680)	103.6 (2630)	105.5 (2680)	103.6 (2630)	107.5 (2730)	104.5 (2655)	107.5 (2730)	104.5 (2655)
Wheelbase	in.(mm)	82.7 (2100)			83.9 (2130)				
Min. Ground Clearance	in.(mm)	16.5 (420)			17.3 (440)				
Tread	Front (AG)	57.7 (1465)			58.1 (1475)				
	Rear (AG)	55.7 (1415)			59.6 (1515)				
Min. Turning Radius (with brake)	feet(m)	10.2 (3.1)			11.2 (3.4)				
Weight with AG Tires	lbs.(kg)	5202 (2360)	5798 (2630)	5148 (2335)	5732 (2600)	5589 (2535)	6162 (2795)	5600 (2540)	6162 (2795)

*NOTE: Specifications and design are subject to change without notice.

Standard Equipment

- Hydrostatic Power Steering
- Rear Differential Lock
- Rear PTO
- Wet Multi Disc Brakes
- Single Remote Hydraulic Valve
- Joystick Valve
- Adjustable Drawbar
- Adjustable Seat
- Headlights
- Safety Lights
- Front Wiper
- Cup Holder
- Sun Visor (Cab models)
- Side View Mirror (Cab models)
- Power Socket (Cab Models)
- SMV Sign
- Parking Brake
- PTO Cover
- Work Light (Cab models)
- Auto 4WD

Optional Equipment

- Second Remote Hydraulic V/V
- Third Remote Hydraulic V/V (Cab models)
- Rear View Mirror (Cab models)
- Front Suit Case Weight
- CD Player (Cab models)
- Rear Wiper (Cab models)
- 3 pin / 7 pin Socket
- Locking Fuel Cap
- Sun Canopy (ROPS models)
- Rear Weight (Ag Tires only)
- Turn Assist
- 12V Power Outlet (Cab models)

Attachments

- Front End Loader
- Contact your local KIOTI dealer for available implements and attachments



KIOTI Tractor Division
 DAEDONG - USA, INC.
 6300 KIOTI Drive, Wendell, NC 27591
 toll free 877-GO-KIOTI • fax 919-374-5001
 web www.KIOTI.com

