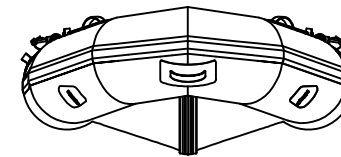
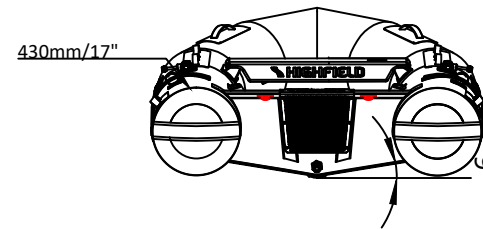
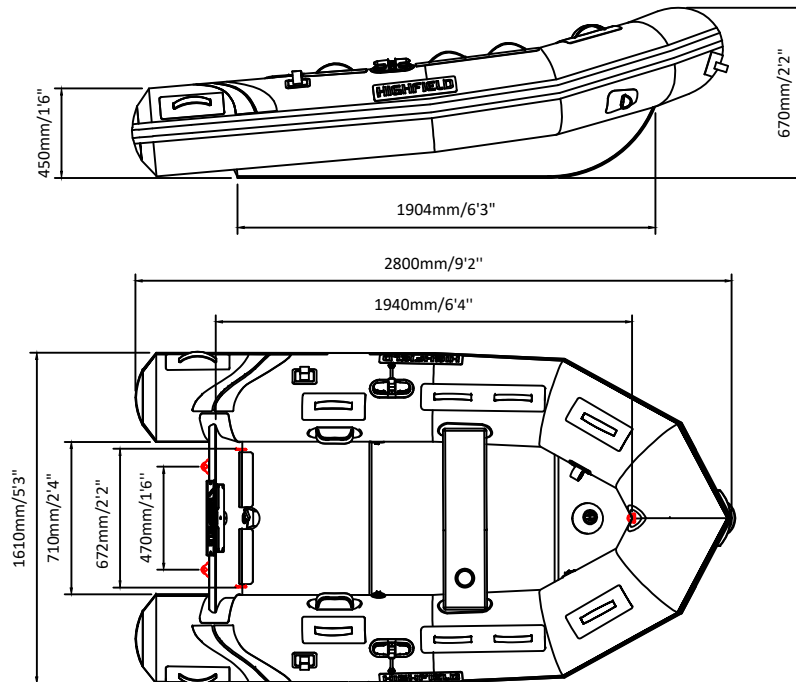


ROLL-UP 280AL

SPECIFICATIONS



SPECIFICATIONS AND MAXIMUM CAPACITIES (Subject to change without notice.Tolerances:Dimensions ±2.5% Weight ±5%)

MODEL	ISO 6185 PART	ISO 6185									/		/		/		Fuel tank Capacity		Wet Weight (Approximate) 10HP (7.46KW)		AIR CHAMBERS							
			KG	LB	#	KG	LB	Shaft	Max power		Max weight		KG	LB	KG	LB	KG	LB	L	GAL		KG	LB	PSI	BAR			
									KW	HP	KG	LB																
RU280AL	2	C	320	705	4	300	661	S	7.46	10	52	115	42	93	/	/	/	/	/	/	/	/	/	94	207	3	3.63	0.25

Boat weight includes: boat only