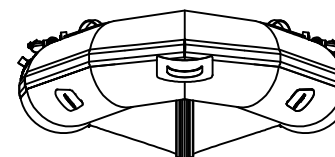
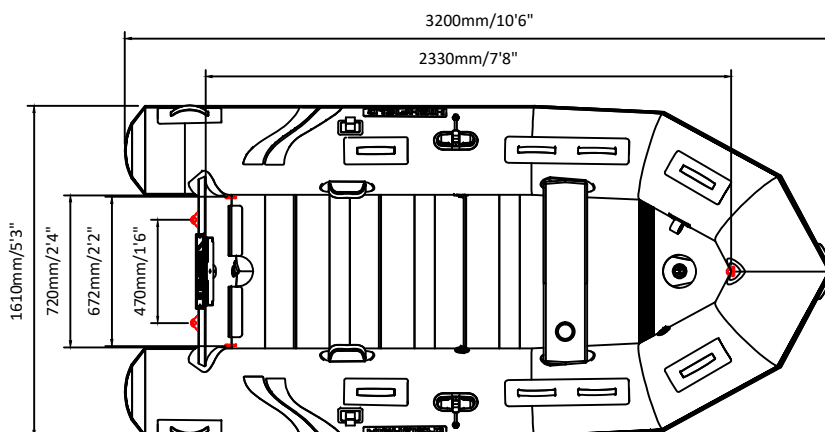
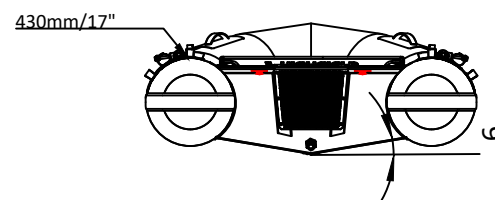
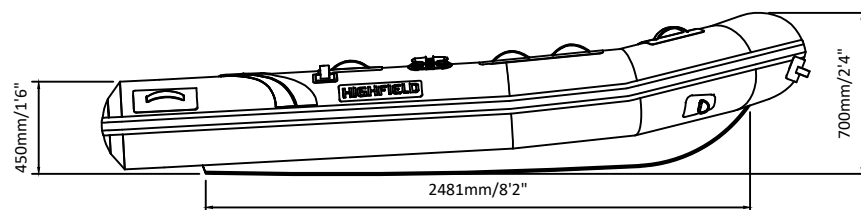


ROLL-UP 320AL

SPECIFICATIONS



SPECIFICATIONS AND MAXIMUM CAPACITIES (Subject to change without notice.Tolerances:Dimensions ±2.5% Weight ±5%)

MODEL	ISO 6185 PART	ISO 6185									/		/		/		Fuel tank Capacity				Wet Weight (Approximate) 15HP (11.19KW)		AIR CHAMBERS				
			KG	LB	#	KG	LB	Shaft	Max power		Max weight		KG	LB	KG	LB	KG	LB	L	GAL	KG	LB		PSI	BAR		
									KW	HP	KG	LB															
RU320AL	2	C	358	789	4+1	338	744	S	11.19	15	61	134	48	106	/	/	/	/	/	/	/	/	109	240	3	3.63	0.25

Boat weight includes: boat only