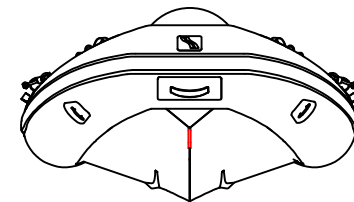
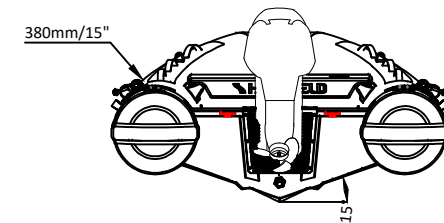
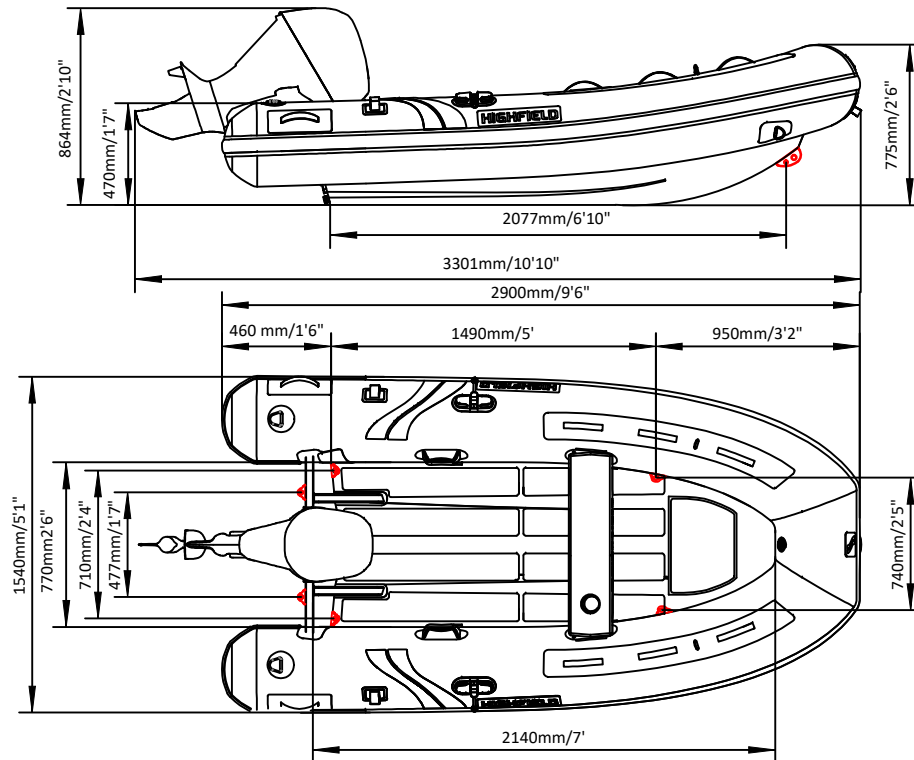


ULTRALITE 290

SPECIFICATIONS



SPECIFICATIONS AND MAXIMUM CAPACITIES (Subject to change without notice. Tolerances: Dimensions ±2.5% Weight ±5%)

MODEL	ISO 6185 PART	ISO 6185	Passengers		Crew		Outboard Engine	Shaft	Fuel Tank Capacity				Wet Weight (Approximate)				AIR CHAMBERS										
			KG	LB	#	KG			LB	10HP (7.46KW)		+Fuel		PSI	BAR												
			KG	LB	KW	HP			KG	LB	KG	LB	KG			LB											
UL290	2	C	320	705	4	300	661	S	7.46	10	53	117	39	86	/	/	/	/	/	/	/	/	92	203	3	3.63	0.25

Weight: boat only.