

Specifications

CARRY-ALL SCRAPERS

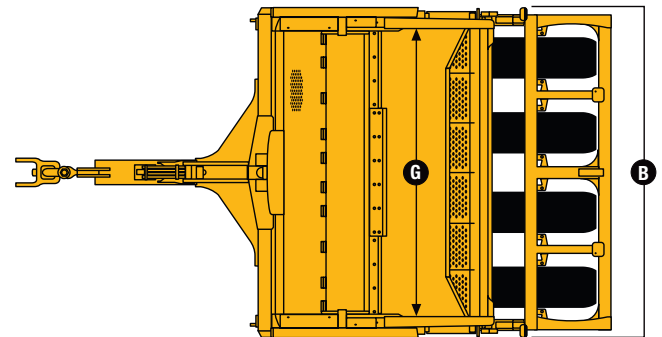
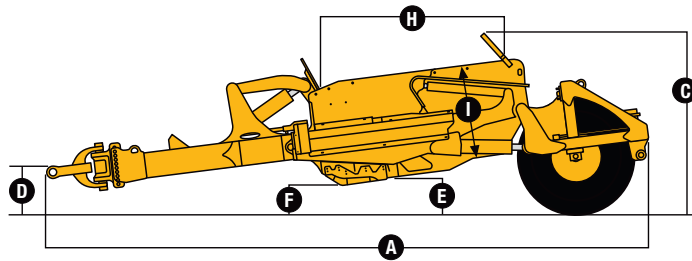
Capacities	1510C	1512C	1810C	1812C	1814C	2112C
Heaped (ISO 6485 / SAE J741)	15.0 cu. yd.	15.5 cu. yd.	18.0 cu. yd.	18.0 cu. yd.	18.0 cu. yd.	21.5 cu. yd.
Struck (ISO 6485 / SAE J741)	11.0 cu. yd.	12.0 cu. yd.	12.0 cu. yd.	14.0 cu. yd.	14.0 cu. yd.	14.0 cu. yd.

Warranty	1510C / 1512C / 1810C / 1812C / 1814C / 2112C					
Standard Full Machine	6 months					
Extended Full Machine	2–3 years / unlimited hours					

Weight	1510C	1512C	1810C	1812C	1814C	2112C
Approximate Shipping Weight	16,800 lb. (7620 kg)	17,950 lb. (8149 kg)	20,500 lb. (9307 kg)	18,950 lb. (8603 kg)	21,000 lb. (9534 kg)	25,300 lb. (11 486 kg)

Scraper Weight Distribution	1510C	1512C	1810C	1812C	1814C	2112C
Tongue	28%	27%	28%	28%	26%	28%
Wheels	72%	73%	72%	72%	74%	72%

Blades	1510C	1512C	1810C	1812C	1814C	2112C
Blade Type, 3-Piece Reversible	standard	standard	standard	standard	standard	optional
10-in. Sides						
With 13-in. Center	standard	standard	standard	standard	standard	standard
With 16-in. Center	optional	N/A	N/A	optional	N/A	N/A
With 20-in. Center	N/A	N/A	optional	N/A	N/A	optional
Adjustable Router Bits	standard	standard	standard	standard	standard	standard
6-in. Bolthole Spacing for Ejector-Style Blades	N/A	N/A	standard	N/A	N/A	standard
Long Blades, Drop Center or Teeth	N/A	N/A	optional	N/A	N/A	optional
Super Frost Bit	optional	optional	N/A	optional	optional	N/A



Dimensions	1510C	1512C	1810C	1812C	1814C	2112C
A Length	24 ft. 10 in. (7569 mm)	24 ft. 2 in. (7366 mm)	27 ft. 7 in. (8407 mm)	24 ft. 10 in. (7569 mm)	25 ft. 2 in. (7671 mm)	29 ft. 10 in. (9093 mm)
B Width	11 ft. 10 in. (3607 mm)	13 ft. 10 in. (4216 mm)	11 ft. 9 in. (3581 mm)	13 ft. 10 in. (4216 mm)	15 ft. 10 in. (4826 mm)	13 ft. 9 in. (4191 mm)
C Overall Height	7 ft. 6 in. (2286 mm)	7 ft. 6 in. (2286 mm)	8 ft. (2438 mm)	7 ft. 6 in. (2286 mm)	7 ft. 6 in. (2286 mm)	8 ft. (2438 mm)
D Hitch/Drawbar	24 in. (610 mm)	24 in. (610 mm)	24 in. (610 mm)	24 in. (610 mm)	24 in. (610 mm)	24 in. (610 mm)
E Blade – Bucket Up	19 in. (483 mm)	21 in. (533 mm)	19 in. (508 mm)	19 in. (483 mm)	21 in. (533 mm)	19 in. (482 mm)
F Router – Bucket Up	16 in. (406 mm)	17 in. (432 mm)	15 in. (381 mm)	16 in. (406 mm)	18 in. (457 mm)	16 in. (406 mm)
Bowl						
G Width	10 ft. (3048 mm)	12 ft. (3658 mm)	10 ft. (3048 mm)	12 ft. (3658 mm)	14 ft. (4267 mm)	12 ft. (3658 mm)
H Length	7 ft. 8 in. (2337 mm)	6 ft. 10 in. (2083 mm)	8 ft. 10 in. (2692 mm)	7 ft. 8 in. (2337 mm)	6 ft. 10 in. (2083 mm)	8 ft. 10 in. (2692 mm)
I Height	46 in. (1168 mm)	46 in. (1168 mm)	46 in. (1168 mm)	46 in. (1168 mm)	46 in. (1168 mm)	46 in. (1168 mm)

Dimensions (continued)	1510C	1512C	1810C	1812C	1814C	2112C
Transport Clearance						
17.5 x 25 Tires	17 in. (431 mm)	N/A	N/A	N/A	18 in. (457 mm)	N/A
20.5 x 25 Tires	19 in. (482 mm)	20 in. (508 mm)	19 in. (482 mm)	19 in. (482 mm)	20 in. (508 mm)	N/A
23.5 x 25 Tires	N/A	N/A	N/A	N/A	N/A	19 in. (482 mm)
26.5 x 25 Tires	N/A	N/A	N/A	N/A	N/A	21 in. (533 mm)

Turning Radius to Outside Rear Tractor Tires

Single Scraper*	31 ft. (9.4 m)	30 ft. (9.1 m)	33 ft. (10.1 m)	31 ft. (9.4 m)	37 ft. (11.3 m)	34 ft. (10.4 m)
Tandem Scrapers**	37 ft. (11.3 m)	36 ft. (11.0 m)	41 ft. (12.5 m)	37 ft. (11.3 m)	37 ft. (11.3 m)	43 ft. (13.1 m)

EJECTOR SCRAPERS

Capacities	1512E	1810E	1814E	2112E
Heaped (ISO 6485 / SAE J741)	15.5 cu. yd.	18.3 cu. yd.	18.0 cu. yd.	21.0 cu. yd.
Struck (ISO 6485 / SAE J741)	11.0 cu. yd.	12.5 cu. yd.	13.2 cu. yd.	15.0 cu. yd.

Warranty

	1512E / 1810E / 1814E / 2112E
Standard Full Machine	6 months
Extended Full Machine	2-3 years / unlimited hours

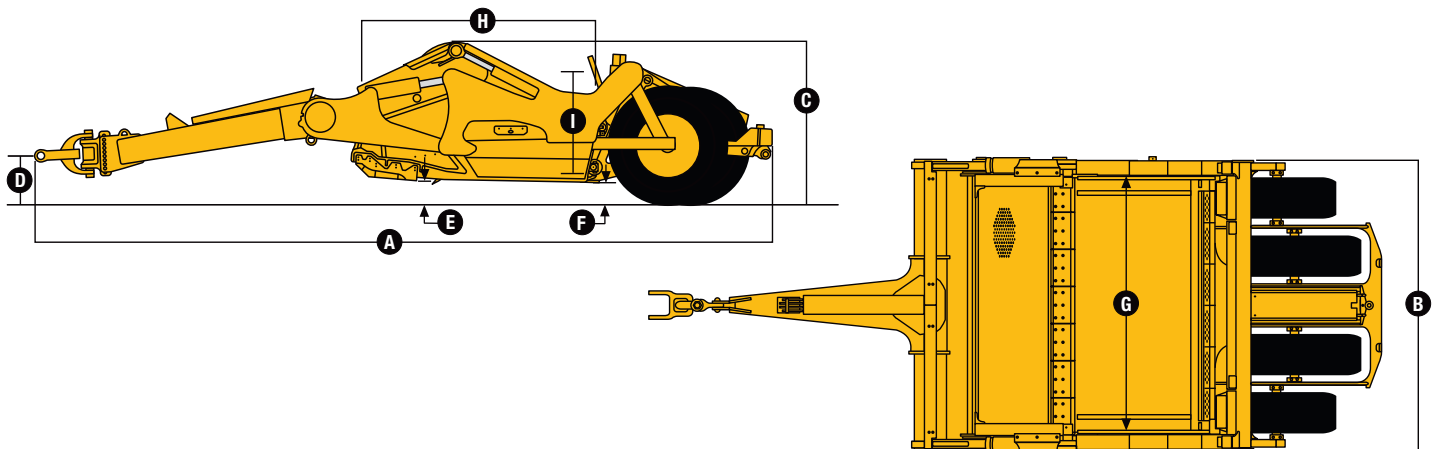
Weight	1512E	1810E	1814E	2112E
Approximate Shipping Weight	22,100 lb. (10 024 kg)	22,500 lb. (10 215 kg)	25,800 lb. (11 702 kg)	27,200 lb. (12 337 kg)

Scraper Weight Distribution

Tongue	24%	26%	25%	28%
Wheels	76%	74%	75%	72%

Blades (reversible)

	1512E / 1810E / 1814E / 2112E
12- and 18-in. Wide x 16-in. Long	standard
Rows of Blade Bolts (2)	standard
Adjustable Router Bits	standard
Long Blades, Drop Center or Teeth	optional



Dimensions	1512E	1810E	1814E	2112E
A Length	28 ft. 2 in. (8585 mm)	29 ft. 8 in. (9042 mm)	26 ft. 10 in. (8179 mm)	31 ft. 10 in. (9703 mm)
B Width	13 ft. 5 in. (4089 mm)	11 ft. 11 in. (3632 mm)	15 ft. 11 in. (4851 mm)	13 ft. 5 in. (4089 mm)
C Overall Height	6 ft. 7 in. (2007 mm)	6 ft. 7 in. (2007 mm)	6 ft. 7 in. (2007 mm)	7 ft. 6 in. (2286 mm)
D Hitch/Drawbar	24 in. (610 mm)	24 in. (610 mm)	24 in. (610 mm)	24 in. (610 mm)
E Blade – Bowl Up	20 in. (508 mm)	20 in. (508 mm)	20 in. (508 mm)	21 in. (533 mm)
F Floor – Bowl Up	17 in. (432 mm)	15 in. (381 mm)	17 in. (432 mm)	15 in. (381 mm)
Bowl				
G Width	12 ft. (3658 mm)	10 ft. 6 in. (3200 mm)	14 ft. 6 in. (4420 mm)	12 ft. (3658 mm)
H Length	7 ft. 8 in. (2337 mm)	9 ft. 2 in. (2794 mm)	7 ft. 8 in. (2337 mm)	9 ft. 2 in. (2794 mm)
I Height	52 in. (1321 mm)	52 in. (1321 mm)	52 in. (1321 mm)	52 in. (1321 mm)
Transport Clearance				
17.5 x 25 Tires	N/A	N/A	19 in. (482 mm)	N/A
20.5 x 25 Tires	N/A	21 in. (533 mm)	20 in. (508 mm)	N/A
23.5 x 25 Tires	N/A	N/A	N/A	21 in. (533 mm)
26.5 x 25 Tires	N/A	N/A	N/A	22 in. (558 mm)

Notes: Dimensions are approximate.

Turning Radius to Outside Rear Tractor Tires

Single Scraper*	32 ft. (9.8 m)	33 ft. (10.1 m)	31 ft. (9.4 m)	35 ft. (10.7 m)
Tandem Scrapers**	40 ft. (12.2 m)	42 ft. (12.8 m)	38 ft. (11.6 m)	45 ft. (13.7 m)

Scraper tractor tire width is 14.2 ft. For scraper tractors with single tires, subtract 1.0 ft. from the above. 21-cu.-yd. scrapers can use only the short drawbar.

*For single scrapers with the long drawbar, subtract 1.0 ft. from the above. **The turning radius is approximately the same for tandem scrapers with the long or short drawbars.