



D3C

Series III Hystat
& Series III
Track-Type Tractors



Cat® 3046 Engine

Gross horsepower	57.4 kW	77 hp
Flywheel horsepower	52.2 kW	70 hp

Blade Capacity

Standard arrangement	1.26 m ³	1.64 yd ³
XL arrangement	1.26 m ³	1.64 yd ³
LGP arrangement	1.31 m ³	1.70 yd ³

Operating Weight

Standard arrangement		
Series III Hystat	7112 kg	15,680 lb
Series III	7039 kg	15,518 lb
XL arrangement		
Series III Hystat	7304 kg	16,103 lb
Series III	7231 kg	15,941 lb
LGP arrangement		
Series III Hystat	7713 kg	17,004 lb
Series III	7640 kg	16,842 lb

D3C Track-Type Tractors

Offering rugged construction, outstanding reliability and the choice of two power train systems.

Power Train

A powerful six-cylinder Cat® 3046 engine and the choice of two power train systems provide the power you expect from Cat D3C tractors, and the productivity you need to increase your profitability. Choose the power train system best suited to your needs:

- ✓ *Hystat system - a dual-path, closed-loop hydrostatic power train provides full powerturn capability, stepless speed range, dynamic braking and smooth modulation for steering and directional shifts.*

Clutch/brake system - a torque converter and planetary power shift transmission with perimeter-mounted clutches and brakes provides excellent performance and durability. **pg. 4-6**

Hystat Control

You'll be impressed with how much dirt you can push with one hand using a

- ✓ *D3C Series III Hystat tractor. A single joystick allows you to control speed, direction and steering, effortlessly. Traditional two-pedal foot controls are standard on D3C Series III clutch/brake models. **pg. 7***

Operator Station

Superior comfort awaits you day-in and day-out whether you opt for an open canopy or a tractor equipped with a cab. Visibility down to the cutting edge is excellent, controls are ergonomically designed and well positioned, and armrests are fully adjustable for optimum comfort and productivity.

- ✓ *Hystat models are equipped with a new dash panel and vandalism protection guard. **pg. 8-9***

Blade

All D3C tractors are equipped with a durable Variable Pitch, Power Angle and Tilt (VPAT) blade. *Blade pitch is easily changed by way of an adjustable top pitch link. Other enhancements to D3C blades include an increase to moldboard thickness for added strength and rigidity, and a recessed cutting edge which allows material to smoothly and quickly roll off the blade. **pg. 10***

✓ *Outmaneuver every job you tackle.*

A single lever joystick controls speed, direction and steering on Cat® D3C Series III Hystat Track-type Tractors. Full powerturn capability is made possible by maintaining power to both tracks at any ground speed or turning radius. You'll find operating a tractor of this size has never been easier or as much fun.

✓ *New feature*



Undercarriages

With soil conditions changing with each job you tackle, you need an undercarriage built rugged for long wear life and low owning and operating costs. That's why D3C undercarriages are built with

- ✓ strong, durable components. Undercarriages have thicker recoil guarding for added impact resistance. New bolt-on, rear track guarding guards, standard on all models, further enhance rear guiding and provide extra protection against abrasive wear.

pg. 11

Serviceability

- ✓ The updated engine enclosures provide easier access to grouped service points. Remote grease zerks make lubricating C-frame pivot bearings easy. Scheduled Oil Sampling (S•O•S) valves are located on the engine oil filter and hydraulic filter housings for easy oil collection by your Cat dealer. Increased fuel capacities on XL and LGP machines extends time dedicated to the job.

pg. 12

Total Customer Support

Your Cat dealer offers a wide range of services that help you operate longer at lower costs. Select individual services or a comprehensive Customer Support Agreement. **pg. 13**



Hystat Power Train System

True powerturn capability provides better operation, especially when pushing loads while turning.

Since small track-type tractors can spend a majority of their time turning and changing speed, consider equipping your D3C with the Hystat power train system. The Hystat system provides maximum performance everyday, whether your first job of the day demands heavy dozing power, to the last job requiring fine grading control.

The Hystat system features:

- **Full powerturn capability** at any ground speed or turning radius;
- **Stepless speed range** from 0 mph to maximum;
- **Smooth modulation** for steering and directional shifts;
- **Dynamic hydrostatic braking** provides full control of machine speed without using brakes;
- **Superior maneuverability** when working in tight areas;
- **Excellent controllability**, especially while performing on slopes; and
- **Load sensing**, which automatically adjusts speed and torque to match changing load conditions.

The Hystat system is a high pressure, dual path, closed loop hydrostatic power train system. Each track is driven by a separate hydraulic circuit consisting of one variable-displacement piston-pump, connected by Cat XT-6 hose and couplings to a piston motor.

- 1 Hystat pumps.** Two high pressure, variable displacement piston pumps are attached directly to the engine flywheel housing. No U-joints or splitter box to service.
- 2 Track motors.** Two high pressure, 2-speed piston motors are mounted inboard of the main frame at the final drives.
- 3 Cat XT hoses** provide strength and durability and are used to connect the pumps to the motors. O-ring face seals are used throughout the entire Hystat system and provide positive sealing for reliable, leak-free connections.
- 4 Two identical, vertically mounted hydraulic filters** are easily accessible and provide filtration for both the Hystat power train and implement systems.
- 5 Service brakes.** Hydrostatic (dynamic) braking through machine drive system using joystick control or center pedal.

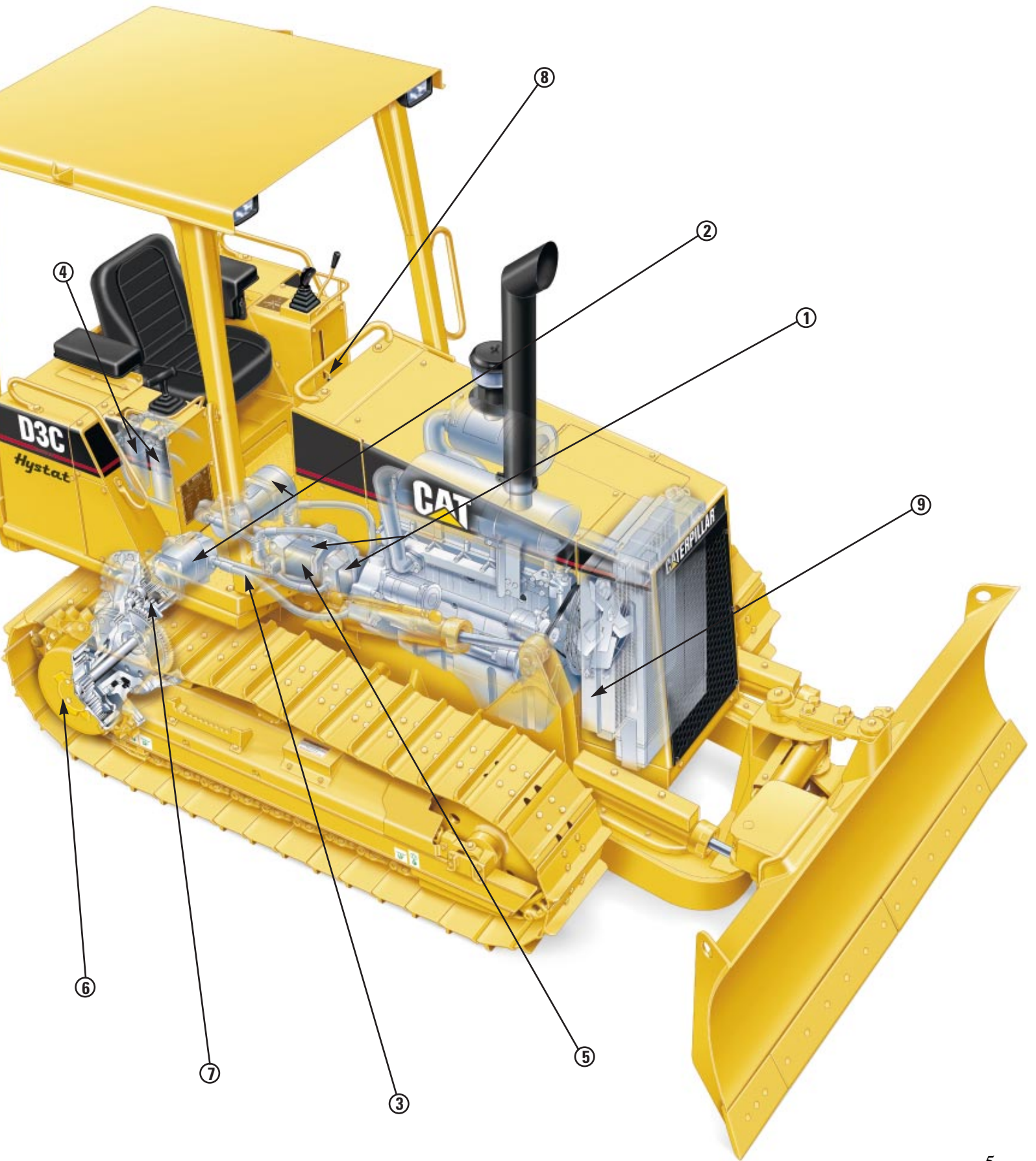
- 6 Double reduction planetary final drives** provide high torque multiplication between the hystat motors and the drive sprockets. Drives are mounted independently of the track frames to isolate them from ground-induced shock loads.
- 7 Wet, multi-disc parking brakes** located between each hydraulic track motor and final drive are spring applied and hydraulically released. Automatically applied when the engine stops, or operator applied when the center pedal is fully depressed.
- 8 Neutral-start parking brake lever** disengages transmission and engages the parking brakes to prevent unintended machine movement.
- 9 Hydraulic oil cooler** is an air-to-oil type and provides cooling for the power train and implement oil.

Clutch/Brake Power Train System

Matched and balanced components deliver excellent performance and durability.

The traditional Cat powershift transmission, heavy duty torque converter, and clutch/brake steering components are matched to deliver excellent dozing performance in any application.

- **Power shift transmission.** Planetary design allows for fast, smooth speed changes while distributing loads and stresses over multiple gears for long life.
- **Perimeter-mounted clutches** provide superior heat dissipation and a large contact area for long service life.
- **Torque converter** responds to changing load conditions by providing torque multiplication to increase drawbar pull while protecting the drivetrain from shock loads. Eliminates the need to declutch the transmission while working in tight spaces or under heavy loads for increased productivity.
- **Clutches and brakes.** Oil-cooled, multiple-disc clutches and double-wrapped band brakes provide smooth, precise turns and extended life.
- **Brake adjusters** are external and accessible at the floor plate in the operator compartment.
- **Final drives.** Precision, high load capacity gears and bearings give long-lasting performance and durability.



3046 Engine

Smooth, responsive power, excellent fuel economy and lasting reliability.



Caterpillar 3046 Diesel Engine.

Designed specifically for small to medium size earthmoving machines. The Cat six-cylinder 3046 engine is inherently balanced, providing low vibration, superior performance, and exceptional responsiveness. Torque rise has increased to 35 percent at 1400 RPM. The result is more lugging force, especially during heavy loads.

- **Direct injection fuel system** is adjustment free for reduced maintenance. High pressure fuel injection results in reduced fuel consumption and emissions.
- **Spin-on oil and fuel filters** are vertically mounted and easily accessible for faster maintenance.
- **In-cylinder glow plugs** deliver dependable starts when operating in cold temperatures. Built-in temperature switch helps ensure lasting reliability.
- **Lubrication system** features an efficient, multiple-plate, water-cooled oil cooler to help prolong engine and lubricant life.
- **Cooling system.** A large diameter fan and full length, water-cooled cylinders, combined with excellent thermal efficiency, minimize heat rejection, prevent overheating and prolong engine life.
- **Cylinder head** uses replaceable valve seat inserts, valve guides and a high quality composition steel laminated head gasket.
- **Aluminum pistons** with a cast iron insert for increased durability under high compression loads. Pistons have two compression rings and an oil ring with a coiled expander.

Hystat Control

Steering, machine direction and speed is combined into one control for enhanced operator controllability, comfort and increased productivity.

The joystick control is simple and easy to understand. With it, you will control the direction, speed, and steering of your D3C Series III Hystat tractor. The joystick is ergonomically designed to fit comfortably within the palm of your hand. Control effort is minimal, so much so that you might find yourself using your fingertips.

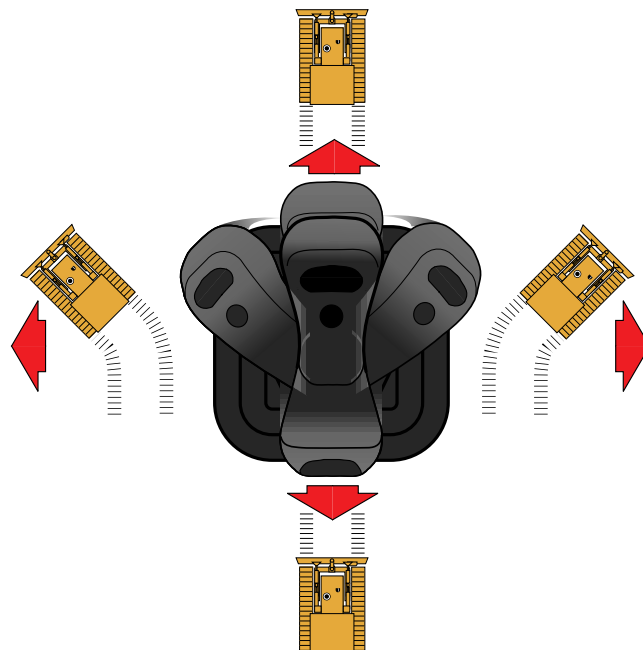
Direction/speed

- **Forward movement.** As you move the joystick forward, the machine moves forward, traveling faster as the joystick is moved further forward from the center position.
- **Reverse movement.** When you move the joystick back, the machine will move in reverse, again traveling faster the further the joystick is moved back from the center position.
- **Stopping.** The easiest way to stop the machine is to return the joystick to the center position. The joystick is spring-loaded and will return to neutral by itself. You may also stop the tractor by using the center brake pedal.
- **Turtle/rabbit switch.** In turtle mode, the drive motors are fixed in the maximum torque position (working mode). Switching to rabbit mode changes the drive motors to a higher speed setting (roading mode). To activate the turtle/rabbit mode, simply use the toggle switch located on top of the joystick.



Steering

- **Right/left movement.** With the machine moving in forward or reverse, moving the joystick to the right results in the machine turning to the right; moving the joystick to the left causes the machine to move to the left. The more the joystick is moved to the left or right, the tighter the turn.



Operator Station

Ergonomically designed for your maximum comfort and productivity.


Take the opportunity to work comfortably and productively, day-in and day-out. Whether you equip your tractor with an open canopy or an optional cab, you'll find excellent visibility, thoughtfully positioned controls and a variety of other convenience features.

- 1 Hystat joystick control** gives you the power to control steering, direction and speed all with your left hand. Easily switch from turtle/rabbit mode with the toggle switch located on top of the joystick. Activate the horn by pressing the button beneath the turtle/rabbit toggle switch.
- 2 Hystat center pedal** may be used to either slow down or stop the machine. Adjustable foot rests provide a great place for your feet to relax while dozing.
- 3 Clutch/brake steering.** Two-pedal controls are standard on the clutch/brake system. Optional hand levers with a single brake pedal are available to meet individual operator preferences.
- 4 Clutch/brake transmission control.** Simple U-shaped shift pattern provides speed and directional control.
- 5 Clutch/brake decelerator pedal** allows you to control engine speed while freeing hands for transmission and dozer control.



- 6 A single lever dozer control** fits comfortably in your right hand, and requires minimum effort. The lever controls all blade lift/angle/tilt functions.
- 7 Governor control.** High to low setting allows you to set engine speed at the desired RPM. Hystat tractors can be operated at any RPM.

- 8 Dash panel** on Hystat tractors has five individual, analog gauges, providing fluid level and temperature information at a glance. Clutch/brake models are equipped with a four-gauge cluster. All gauges are back-lighted.
- 9 A suspension seat** is standard on all D3C tractors and is equipped with a seat belt and an adjustable backrest.
- 10 Armrests are adjustable** fore and aft, as well as up and down to best suit your preferred operating position.
- 11 Vandalism protection guarding** on Hystat models folds down under the dash for storage, and is raised over the dash and padlocked when needed. Guarding on clutch/brake models folds up for storage and can be padlocked when lowered over the dash.



Hystat Cab



The pressurized cab is sealed to keep dust out and sound to a minimum, resulting in a quiet working environment. Nine adjustable vents keep air circulating and improve the cab's heating, optional air conditioning, and defrost/defog capabilities.

12 Tinted windows. A continuous, three-piece glass windshield and a large, single-piece door glass provide excellent visibility to the blade and the surrounding work site. Large, sliding right and rear side windows provide excellent flow-through ventilation.

13 Control console is back-lighted and contains controls for cab temperature, fan speed, the front/rear window washers, and two-speed wipers. A cigarette lighter and ashtray is also included.

14 An optional Caterpillar Contour Series seat, with a retractable seat belt, is the premium seat option and is designed for maximum comfort and fully-adjustable support. Ergonomically shaped seat cushions reduce pressure on the lower back and thighs, while allowing unrestricted arm and leg movement. Contour Series seats are available in cloth for use in cab, or vinyl when used in open canopy.

Other cab conveniences include:

- Radio ready factory installed components, including speakers, an antenna, and all wiring/brackets
- Tie-downs for secure lunch box storage
- Sunvisor
- Rearview mirror
- Dome light
- Coat hook



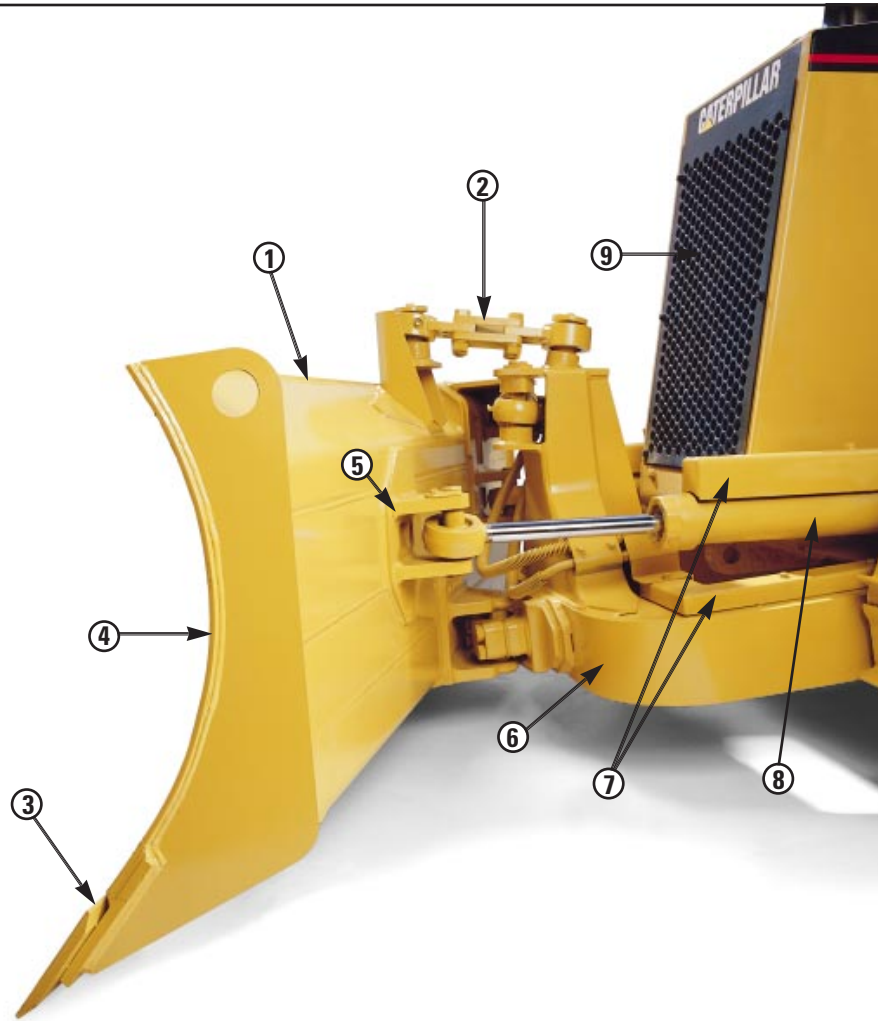
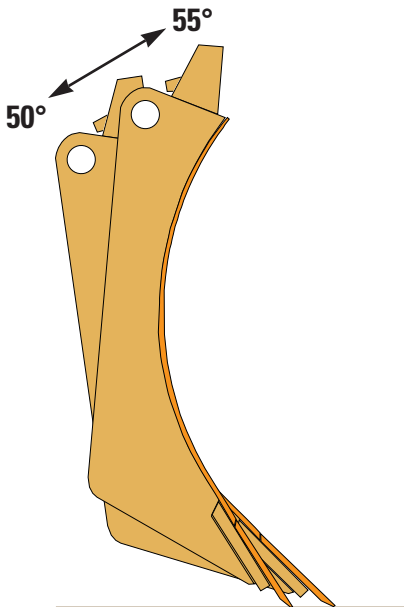
Blade

Designed and built for unmatched versatility, durability, and strength.

A Variable Pitch, Power Angle and Tilt (VPAT) blade is standard on all D3C tractors. Rugged construction and powerful, perfectly matched hydraulics provide excellent down force, pry-out force and blade control for maximum production capabilities. The VPAT blade is specifically designed for finish grading, backfilling ditches, cutting V ditches, windrowing, fill spreading, landscaping, medium land clearing and heavy dozing.

1 VPAT blades are built with four full-width, box-section reinforcement cells for unmatched strength and durability, just like what you find on larger Cat dozers.

2 An adjustable top pitch link provides a solid link between the blade and the top of the tilt tower on the C-frame. An infinite range of cutting edge pitch positions is possible between 50° and 55°. The carry position (50°) allows maximum blade capacity when moving soft material. The penetrating position (55°) allows the blade to dig into tough, tight soil conditions. Adjusting the pitch is easy. Simply loosen the bolts on the link, set the desired pitch, and tighten the bolts.



3 The cutting edge is recessed into the blade's moldboard, providing a smooth transition from the cutting edge to the moldboard. The smooth surface allows material to be processed and smoothly roll off the blade for superior material spreading performance.

4 Moldboard. A deeper moldboard curvature increases material rolling action. Increases to moldboard thickness provides added dent resistance.

5 Cylinder support brackets. Large, thick plate construction delivers maximum strength and force distribution.

6 C-frame. Large box-section design provides maximum strength and durability.


7 Guarded hoses and tubing are protected from rocks and debris, extending service life. Heavy-duty hoses and tubing meet critical strength and flexibility demands for increased reliability.

8 Cylinders. Large diameter cylinders provide plenty of force to angle/tilt the blade, even in tough dozing applications.

9 Larger implement pump provides excellent blade responsiveness and predictable control.

Undercarriage

Components designed to provide you with maximum performance and wear life.



Undercarriages are designed and built by Caterpillar for long wear life and low owning and operating costs. Three different undercarriage configurations are available, allowing you to spec the tractor to best meet your job needs:

Standard undercarriage

- A general purpose undercarriage that performs well in applications with firm underfoot conditions.
- Shoe width: 406 mm (16").

LGP undercarriage

- Low ground pressure (LGP) undercarriage offers a wider track, increasing ground contact area for optimum flotation, and greater stability on sloping and finish grading jobs.
- Shoe width: 635 mm (25").
- Optional self-cleaning shoe width: 635 mm (25").

XL undercarriage

- Track length is extended on extra long (XL) undercarriages for increased ground contact area, increased flotation, and for superior balance and finish grading performance.
- Shoe width: 406 mm (16").

1 Full length recoil guarding with sprocket guards and wipers assists in reducing material buildup and helps prevent material from entering the undercarriage system for maximum component wear life.

2 Front and rear track guiding guards provide additional protection from abrasive material. Rear guards are a bolt-on design making installation and removal easy.

3 Segmented sprocket allows replacement of sprocket teeth without splitting the track, reducing downtime and lowering maintenance costs.

4 Split master link features strong, serrated two half links for easy track removal. No driving pin is needed.

5 Sealed and Lubricated Track eliminates internal pin and bushing wear for longer wear life. Strong, strutted links provide increased strength and service life.

6 Track shoes are made from heat-treated steel for strength and durability.

7 Idlers. Heat treated idlers are sealed and lubricated to provide long life.

8 Box-section track roller frame provides maximum structural integrity for increased roller frame alignment, and reduces relative motion.

9 Track rollers. Sealed and lubricated rollers eliminate internal wear for longer service life. Sequenced single and double flange rollers provide superior track link alignment.

Serviceability

More access and fewer maintenance requirements add up to unparalleled ease of service.

Remote zerk lube fittings allows easy lubrication of C-frame pivot bearings. Additional zerk fittings have been added to all bulldozer pivot pins to provide long life and maintain tight linkage.

Removable engine enclosure has a built-in grip handle and provides access to vertically mounted, spin-on engine oil and fuel filters, S•O•S valve, and fuel priming pump.

Increased fuel tank capacities provide you with more work time between refueling (fuel capacity on D3C standard clutch/brake tractor remains unchanged).

Engine oil dipstick, oil fill and radiator fill is easily accessed through a hinged and lockable panel on top of the hood.

Easy access to transmission and bevel gear oil check/fill on clutch/brake machines is possible through a door in the operator station floor plate.

External brake adjusters for clutch/brake machines are accessible at the floor plate in the operator compartment.

Combined power train and hydraulic oil filters on Hystat models are vertically mounted for cleaner changes and are easily accessible by removing the rear panel. An S•O•S valve is conveniently installed on the filter base for sampling power train oil.

Ground level sight gauge allows easy check of hydraulic oil level.

Fuel/water separator is accessed easily through a hinged door located at the rear of the machine.



Total Customer Support

When you purchase Cat equipment, you also get Caterpillar's and your Cat dealer's total commitment to customer support.



Your Cat dealer offers a wide range of services that can be set up under a customer support agreement when you acquire a D3C or any other Caterpillar equipment. The dealer will help you choose a plan that can cover everything from machine and attachment selection to replacement intervals. The bottom line is you get the best return on your machine investment.

Selection. Your Cat dealer can help you make detailed comparisons of machines you are considering before you buy. You can compare things like expected component life, the cost of preventive maintenance and the true cost of lost production. You can get precise answers to these questions from your Cat dealer.

Easy financing. Consider all the flexible financing options your Cat dealer offers as well as day-to-day operating costs. Whether it's rental, leasing, or purchase, your Cat dealer can meet your needs.

Maintenance. Choose from your Cat dealer's wide range of maintenance services at the time you acquire your D3C. Repair option programs guarantee the cost of repairs up-front. Diagnostic programs such as S•O•S Oil Analysis and Technical Analysis help you avoid unscheduled repairs that can cost you unnecessary time and money.

A Customer Support Agreement can enhance the value of your D3C by lowering your costs per unit of production and puts your Cat dealer's superior support capabilities to work for you. They are flexible and customized to your individual needs, whether for a single machine or a whole fleet. Ask your Cat dealer for details.

Product support. Nearly all the parts needed to support the D3C are already available at your dealer's parts counter. Cat dealers use a world-wide computer network to find in-stock parts to minimize downtime.

Replacement. Throughout the life of your D3C, your Cat dealer can help you evaluate the cost involved with repairing, rebuilding or replacing. You can be assured that the choice you make will be the right one.

Engine

Four-stroke cycle, in-line six cylinder Cat 3046 diesel engine.

Ratings at 2400 RPM*	kW	HP
Gross power	58.2	78
Net power	52.9	71

The following ratings apply at 2400 RPM when tested under the specific standard conditions for the specified standard:

Net Power	kW	HP	PS
Caterpillar	52.9	71	—
ISO 9249	52.9	71	—
EEC 80/1269	52.9	71	—
SAE J1349	52.2	70	—
DIN 70020	54.4	73	74

Dimensions

Bore	94 mm	3.7 in
Stroke	120 mm	4.7 in
Displacement	5 liters	305 in ³

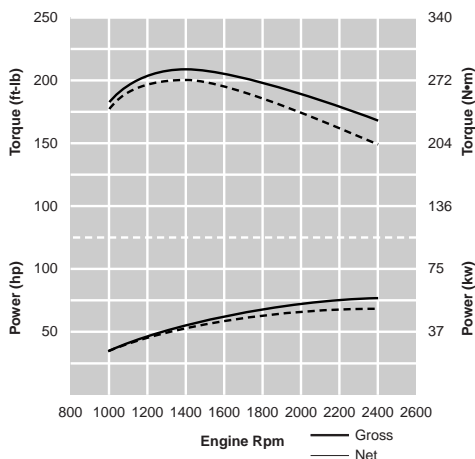
*Power rating conditions

- based on standard air conditions of 25°C (77°F) and 99 kPa (29.32 in Hg) dry barometer
- used 35° API gravity fuel having an LHV of 42 780 kJ/kg (18,390 Btu/lb) when used at 30°C (86°F) [ref. a fuel density of 838.9 g/L (7.001 lb/U.S. gal)]
- net power advertised is the power available at the flywheel when engine is equipped with fan, air cleaner, muffler and alternator
- no derating required up to 2300 m (7500 ft) altitude

Features

- direct-injection fuel system with individual adjustment free injection pumps and valves
- electric fuel shutoff solenoid
- one-piece head with two valves per cylinder
- composition steel laminated head gasket
- aluminum pistons with cast iron insert, two compression rings and one oil ring
- high carbon steel forged steel connecting rods
- steel-backed aluminum bearings with lead-tin overlay
- seven main bearing forged crankshaft, fully counterweighted and hardened
- oil pump, gear driven from the crankshaft
- piston cooling jets
- multi-plate, water-cooled oil cooler
- belt-driven water pump
- conventional core radiator with 533 mm (21") fan
- dry-type air cleaner with primary and secondary elements and a restriction indicator
- 12-volt direct-electric, gear reduction starter with terminal shielding
- 55-amp alternator standard with ROPS canopy; 90-amp alternator standard with optional cab
- 12-volt, 900 cca, group 31, maintenance free battery with disconnect switch
- in-cylinder glow plugs with built-in temperature switch
- vertically mounted, spin-on oil and fuel filters

Engine Performance Curve



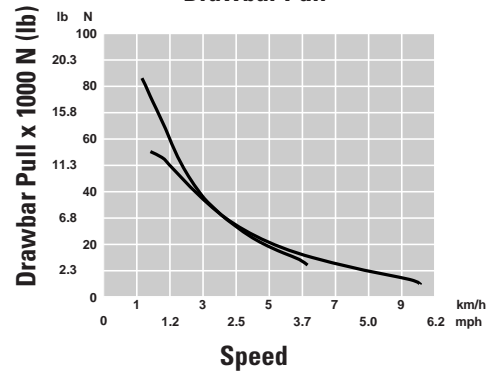
Hystat Transmission

Dual-path, hydrostatic drive provides infinitely variable speeds up to 9.0 km/h (5.6 mph), forward or reverse.

Features

- each track is driven by a separate variable-displacement piston pump and motor combination
- drive pumps: two variable-displacement, slipper-axial piston pumps mounted tandem-style to engine flywheel housing
- track motors: two 2-speed, link-type piston motors mounted inboard of main frame at the final drives
- full flow filtering of hydrostatic charge system oil
- relief valve settings: 42 000 kPa/420 bar/6100 psi
- charging pumps: two gear-type, one per drive circuit

Drawbar Pull



Powershift Transmission

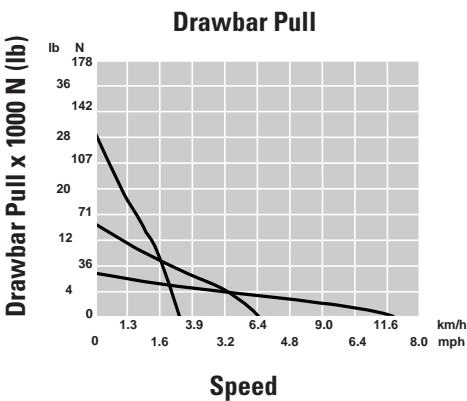
Three-speed planetary auto shift, remotely mounted from engine.

Maximum travel speeds at rated engine speed

		km/h	MPH
Forward	1	3.1	1.9
	2	5.9	3.7
	3	10.8	6.7
Reverse	1	3.2	2.0
	2	6.3	3.9
	3	11.4	7.1

Features

- single-lever, U-shaped pattern shift control
- single stage torque converter
- planetary gear design
- high torque capacity, perimeter-mounted clutches



Final Drives

Hystat System Features

- double-reduction, with outboard planetary gear set
- mounted independently of track frames to isolate them from machine weight and ground-induced shock loads
- externally mounted for easy maintenance and service

Clutch/Brake System Features

- single-reduction spur gear set
- mounted independently of track frames to isolate them from machine weight and ground-induced shock loads

Steering and Braking

Hystat System Steering Features

- single lever steering and direction control
- moving control lever left or right slows that track, causing machine to turn smoothly in that direction with full power to both tracks
- full lever movement left or right causes that track to stop
- hydrostatic steering eliminates steering clutches and brakes, eliminates adjustments too

Hystat Service Brake Features

- hydrostatic (dynamic) braking through machine drive system using transmission control lever or center brake pedal

Hystat Parking Brake Features

- wet, multi-disc brakes located between each hydraulic track motor and final drive
- spring applied, hydraulically released by oil pressure from hydrostatic charge circuit
- automatically applied when the engine stops, or in the event of transmission hydraulic oil pressure loss
- operator applied when the center pedal is fully depressed, or when the parking brake lever is in the “park” position

Clutch/Brake System Features

- oil-cooled, spring actuated, hydraulically released, multiple-disc clutches
- self-energizing, double-wrapped brake bands
- two-pedal steering standard
- optional, dash mounted, dual hand-lever steering with brake pedal
- mechanically activated parking brake
- extended brake adjusters

Hydraulic Controls

Protected system to keep dirt out.

Pump output at 2400 RPM and 6895 kPa (1000 psi)

66.6 liters/min 17.6 gpm

Relief valve setting	17 241 kPa	2500 psi
RPM at rated engine speed	2400	

Features

- single-section gear pump driven from the engine timing gear train
- full-flow filter
- standard three-valve hydraulics for blade
- optional four-valve hydraulics for blade and rear implement
- spring-centered, double acting valves with precision metering
- single-lever control to raise, lower, angle and tilt
- needle bearing yokes on all major pivot points

Control positions

- lift cylinders — raise, hold, lower, float
- tilt cylinder — left, hold, right
- angle cylinders — left, hold, right
- ripper cylinder — raise, hold, lower

Weights

(Approximate)*

Hystat System

	kg	lb
Standard	7112	15,680
XL	7304	16,103
LGP	7713	17,004

Clutch/Brake System

	kg	lb
Standard	7039	15,518
XL	7231	15,941
LGP	7640	16,842

* Operating with dozer blade, canopy ROPS, back up alarm, operator, coolant, lubricants and full fuel tank.

Service Refill Capacities

Hystat System Capacities

	Liters	Gallons
Fuel tank	165	43.6
Crankcase and filter	13	3.4
Final drives, STD & XL (each side)	13.8	3.6
Final drives, LGP (each side)	20.5	5.4
Cooling system	21	5.5
Hydraulic tank	56.8	15

Clutch/Brake System Capacities

	Liters	Gallons
Fuel tank (STD)	122	32.2
Fuel tank (XL, LGP)	165	43.6
Crankcase and filter	13	3.4
Transmission	28.2	7.5
Final drives, STD & XL (each side)	8	2.1
Final drives, LGP (each side)	12	3.1
Cooling system	21	5.5
Steering brake/clutch (each)	28.4	7.5
Hydraulic tank	56.8	15
Bevel gear case	15.1	4

Cab

Caterpillar cab and Rollover Protective Structure (ROPS).

Features

- modular design
- tinted windows
- sliding right and rear windows
- electric wiper/washer controls
- ten adjustable ventilation ducts with three-speed fan
- front and rear wipers and washers
- sunvisor
- dome light
- speakers, antenna, wiring and radio bracket
- cigarette lighter and ashtray
- cloth suspension seat and headrest
- coat hook
- key lock
- insulated rubber floormat

Canopy

Rollover Protective Structure (ROPS). ROPS canopy is required in U.S.A.

Features

- sound suppression headliner
- wide angle rearview mirror
- meets ROPS criteria SAE J1040-MAY94 and ISO 3471-1994
- meets Falling Object Protective Structure (FOPS) criteria SAE J395a, SAE J231-JAN81, and ISO 3449-1992

Undercarriage

Rebuildable, deep hardened steel components.

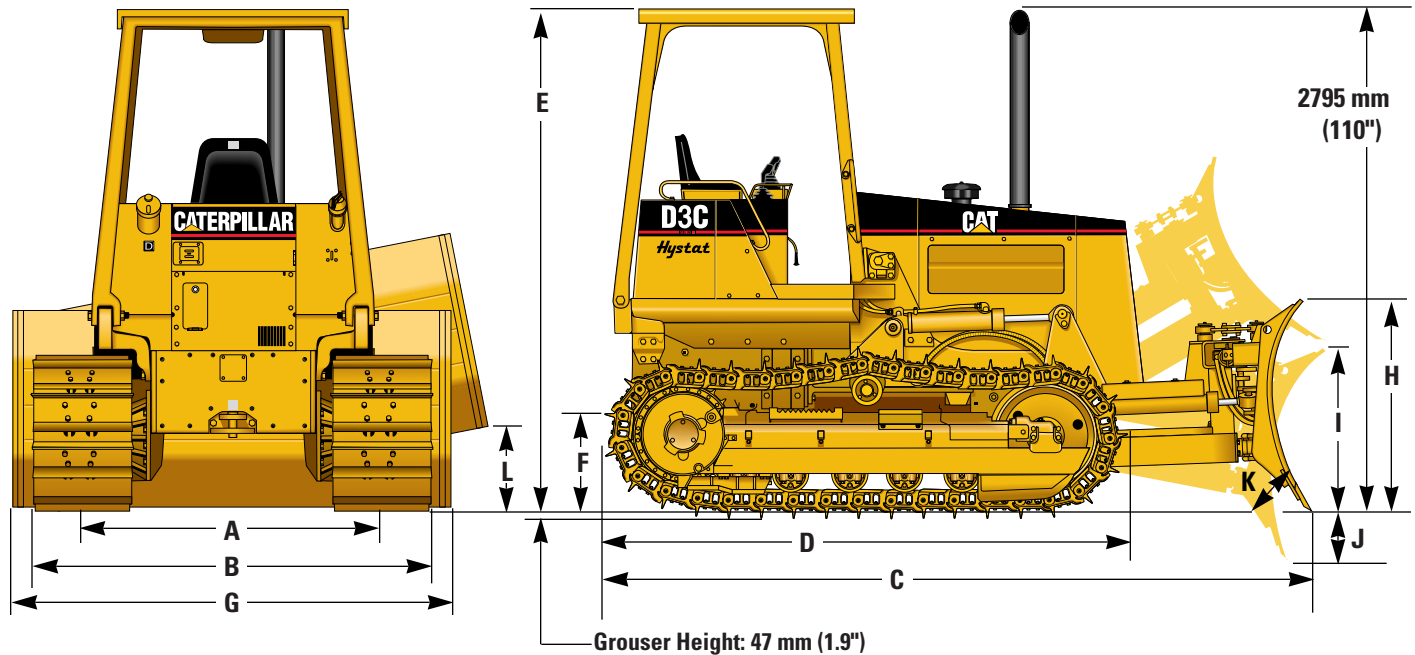
	Standard	XL	LGP
Shoe width	406 mm (16")	406 mm (16")	635 mm (25")
Length of track on ground	1899 mm (74.8")	2055 mm (80.9")	2055 mm (80.9")
Track gauge	1448 mm (57")	1448 mm (57")	1676 mm (66")
Standard D3C clutch/brake only	1422 mm (56")		
Ground contact area	15 420 cm ² (2390 in ²)	16 690 cm ² (2586 in ²)	26 100 cm ² (4045 in ²)
Ground pressure -Hystat only	45.2 kPa (6.56 psi)	42.9 kPa (6.23 psi)	29.0 kPa (4.20 psi)
-Clutch/brake only	44.7 kPa (6.49 psi)	42.5 kPa (6.16 psi)	28.7 kPa (4.16 psi)
Number of rollers (each side)	5	6	6
Number of shoes (each side)	37	39	39

Features

- Sealed and Lubricated Track
- hydraulic track adjusters
- box section track roller frames
- bolt-on rear track guiding guards
- full length recoil guarding with sprocket guards and wipers
- serrated, two-piece split master link
- single-grouser shoes
- segmented sprocket
- sealed and lubricated rollers and idlers

Tractor Dimensions

Approximate dimensions are applicable to all D3C tractors.



	Standard	XL	LGP
A Track gauge	1448 mm (57")	1448 mm (57")	1676 mm (66")
Standard D3C clutch/brake only	1422 mm (56")		
B Width of tractor (std shoes, no blade)	1854 mm (73")	1854 mm (73")	2311 mm (91")
Standard D3C clutch/brake only	1829 mm (72")		
C Overall length (w/ blade)	3982 mm (156.8")	3982 mm (156.8")	3954 mm (155.7")
Standard D3C clutch/brake only	3859 mm (151.9")		
D Length of basic tractor (w/o blade)	2957 mm (116.4")	2957 mm (116.4")	2957 mm (116.4")
Standard D3C clutch/brake only	2934 mm (115.5")		
E Tractor height	2728 mm (107.4")	2728 mm (107.4")	2728 mm (107.4")
Standard D3C clutch/brake only	2675 mm (105.3")		
F Ground clearance	374 mm (14.7")	374 mm (14.7")	374 mm (14.7")
Standard D3C clutch/brake only	322 mm (12.7")		

Bulldozer

Variable Pitch, Power Angle and Tilt (VPAT) dozer blade.

	Standard	XL	LGP
Blade capacity (SAE)	1.26 m ³ (1.64 yd ³)	1.26 m ³ (1.64 yd ³)	1.31 m ³ (1.70 yd ³)
G Blade width	2547 mm (100.3")	2547 mm (100.3")	3194 mm (125.8")
H Blade height	836 mm (32.9")	836 mm (32.9")	746 mm (29.4")
I Blade lift height	761 mm (30.0")	761 mm (30.0")	761 mm (30.0")
Standard D3C clutch/brake only	773 mm (30.4")		
J Digging depth	418 mm (16.5")	418 mm (16.5")	398 mm (15.7")
Standard D3C clutch/brake only	410 mm (16.2")		
K Blade cutting edge angle, adjustable	50° to 55°	50° to 55°	50° to 55°
L Maximum tilt	356 mm (14.0")	356 mm (14.0")	490 mm (19.3")
Maximum angle (either side)	25°	25°	25°
Blade width at maximum angle	2308 mm (90.9")	2308 mm (90.9")	2901 mm (114.2")

Standard Equipment

Standard and optional equipment may vary. Consult your Caterpillar dealer for specifics.

Air-to-oil transmission cooler (Hystat only)	Glow plugs	Tool box with hinged lid
Air cleaner, dry-type with precleaner	Guards, bottom	Torque converter (Clutch/brake only)
Alternator, 55-amp	Guards, recoil, full length with sprocket guards and wipers	Transmission, planetary power shift, three speeds forward, three reverse (Clutch/brake only)
Arm rests, four-way adjustable	Horn	Track:
Battery, 12-volt, maintenance free, 900 cca with disconnect switch	Hydraulic controls, three-valve, single-lever dozer control	Adjusters, hydraulic
Blower fan	Hydraulic implement pump	Front/rear guiding guards
Cat 3046, 6 cylinder diesel engine with 12-volt direct electric key start/stop	Hydrostatic transmission, dual path, closed loop (Hystat only)	Roller frames:
Decelerator pedal (Clutch/brake only)	Joystick control lever (Hystat only)	Standard — five roller
Engine enclosures, with grip handle	Lifetime lubricated rollers and idlers	LGP — six roller
Fuel/water separator	Muffler	XL — six roller
Fuel priming pump	Oil-cooled steering clutches and brakes (Clutch/brake only)	Sealed and Lubricated, two-piece master links
Foot rests, adjustable (Hystat only)	Parking brake - automatic (Hystat only)	Shoes, single grouser:
Gauges, illuminated, dash mounted showing engine coolant temperature, engine oil pressure, transmission oil temperature, and fuel level	Parking brake - manual (Clutch/brake only)	STD— 37-section, 406 mm (16")
Indicator lights:	Pedal steering (Clutch/brake only)	LGP — 39-section, 635 mm (25")
Low alternator voltage	Pull hook, front	XL — 39-section, 406 mm (16")
Transmission/hydraulic oil filter restriction (Hystat only)	Retrieval hitch, rear	Vandalism protection
Parking brake (Hystat only)	Seat, vinyl, suspension with adjustable backrest and seat belt	
Rabbit speed selection (Hystat only)	Segmented sprockets	
	Service hour meter	

Optional Equipment

Optional equipment may vary. Consult your Caterpillar dealer for specifics. Approximate changes in operating weights.

	kg	lb		kg	lb
Air conditioning, cab	66	146	Hydraulic arrangement:		
Back up alarm (required in U.S.A.)	*	*	4-valve, 1-lever dozer control, ripper	16	36
Batteries, 12-volt, heavy duty, maintenance free, two 900 cca with disconnect switch	30	65	Lights, ROPS mounted, two front, one rear	15	32
Bulldozers: Variable Pitch, Power Angling & Tilt, inside mounted arms:			Radiator sandblast grid (Clutch/brake only)	13	28
Standard, 1.26 m ³ (1.64 yd ³)	*	*	Rear power takeoff drive	18	39
XL, 1.26 m ³ (1.64 yd ³)			Ripper, includes three teeth and hydraulic cylinder	249	549
LGP, 1.31 m ³ (1.70 yd ³)			Ripper teeth, additional	12	26
Cab, ROPS and mounting, includes 90-amp alternator, air pressurizer, air filter, heater, front and rear windshield wipers and washers, rearview mirror, sunvisor, speakers and antenna, ashtray, cigarette lighter, coat hook and key lock	204	450	Screens:		
Canopy, ROPS and mounting, includes rearview mirror and headliner (required in U.S.A.)	*	*	Rear, for use w/ROPS canopy	30	66
Counterweights:			Rear, for use w/ROPS cab w/o air conditioning	31	69
Front mounted	367	810	Rear, for use w/ROPS cab with air conditioning	24	53
Idler mounted	136	300	Side	50	111
Ether start aid	4	9	Seat, Caterpillar Contour Series with adjustable backrest and retractable seat belt	28	62
Guards:			Steering, hand lever (Clutch/brake only)	14	32
Bottom, heavy duty	58	128	Sweeps, logging	78	172
Rock, idler (use with counterweights)	42	92	Tracks:		
Rock, idler (use without counterweights)	45	110	LGP - pair, Sealed and Lubricated, self-cleaning, 39-section, 635 mm (25") shoes	187	412
Roller, full length (STD)	64	141			
Roller, full length (XL, LGP)	67	148			
Heater, open canopy	36	80			

* Included in operating weight.

D3C Series III Hystat & Series III Track-Type Tractors



Your Cat Dealer

There is one very important component included with every Caterpillar D3C Series III Hystat and Series III Track-type Tractor that no one else can offer: your Cat dealer.

Whether you have questions about performance, service or financing, your Cat dealer has the answers. He is dedicated to helping you make the right equipment choice for your requirements.

Plus, your Cat dealer has most parts you will ever need for your Cat equipment right on the shelf. If not, the dealer's worldwide computerized network will immediately find the closest location of the part you need, minimizing your downtime.

When you need more details about the D3C, contact your Cat dealer. You'll find he's easy to talk to. And he's genuinely interested in talking with you.

AEHQ5216 (4/97)
(Replaces AEHQ3866-02)

© 1997 Caterpillar
Printed in U.S.A.

Materials and specifications are subject to change without notice.
Featured machines in photos may include additional equipment.
See your Caterpillar dealer for available options.

CATERPILLAR[®]