

# SWITCH<sup>®</sup>

The new way to live the Sea-Doo life. Fun, adaptable and modern with never-before-seen value.

- Fun for the whole family
- Ultimate ease of use
- Uniquely adaptable to your lifestyle



19' - 170 model shown

● Lava Red

CAPACITY	COMPACT - 130	16' - 130	19' - 170
Maximum Person Capacity (US)	5	8	10
Maximum Person Capacity (Canada)	5	7	9
Maximum Load Capacity	825 lb/375 kg	1,155 lb/525 kg	1,485 lb/675 kg
Fuel Capacity	29 gal/110 L		
Total Storage Capacity	109 gal/412.6 L	119 gal/452.6 L	151 gal/572.6 L

## HULL

Type	Tri-Hull
Material	Polytec™ - robust and scratch-resistant

## INSTRUMENTATION

Main Gauge Type	4.5" digital display
Main Functions	Speedometer, clock, fuel consumption instant and average, fuel autonomy distance and time to empty
Driving Mode - iTC Functions	Sport mode, ECO <sup>®</sup> mode, slow mode, cruise control
Audio System	Accessory
Navigation	Accessory

## OTHER FEATURES

- iBR<sup>®</sup> - Intelligent Brake & Reverse
- iDF - Intelligent Debris-Free System
- RF D.E.S.S.<sup>™</sup> key
- Clear-view side panels
- Rear corner doors
- 1 adjustable table
- Glove box with dual USB port
- 12 V outlet
- Retractable boarding ladder
- Ski tow eye
- LinQ<sup>®</sup> attachment points
- Under-deck storage compartment
- Console storage net
- Integrated anchor storage
- LED navigation lights
- 4 integrated cleats
- 420 W battery generator (Compact)
- 650 W battery generator (16' and 19')

## ROTAX<sup>®</sup> ENGINE

	COMPACT - 130	16' - 130	19' - 170
Engine	1630 ACE™ 130	1630 ACE 130 ECT	1630 ACE 170 ECT
Horsepower	130 hp	130 hp	170 hp
Cooling	Closed Loop Cooling System (CLSC)		
Reverse System	iBR <sup>®</sup> System (Brake & Reverse System)*		
Fuel Type	Regular Unleaded Gasoline (87 Octane)		

## DIMENSIONS AND WEIGHT

Estimated Net Weight (oil, coolant, no fuel)	1,678 lb/761 kg	1,965 lb/891 kg	2,264 lb/1,027kg
Length	12.8'/3.8 m	15.9'/4.8 m	18.9'/5.7 m
Width (Beam)	93.5"/2.4 m		
Height	5.9'/1.8 m		

## TRAILER DIMENSIONS AND WEIGHT

Estimated Dry Weight	475 lb/215 kg	545 lb/247 kg	740 lb/336 kg
Length	179"/4.55 m	215"/5.46 m	257"/6.52 m
Width	90.4"/2.3 m		

Trailer Type	Painted trailer included/ Galvanized trailer (optional)	Painted trailer with brakes included/ Galvanized trailer with brakes (optional)
--------------	--	--


## WARRANTY

3 years factory limited warranty on engine and materials, 10 years on structure and hull.


\*Electronic brake, neutral and reverse.

LAYOUT CONFIGURATIONS


SWITCH COMPACT - 130



SWITCH 16 - 130



SWITCH 19 - 170



FEATURE HIGHLIGHTS



**Unique Driving Experience**

Fun, simple and stress-free handling. Easy to steer and easy to dock with intuitive Sea-Doo handlebar controls.<sup>1</sup>



**Switch Modular Deck**

Innovative tile system that allows you to transform the onboard layout in seconds. Its secure and easy-to-use quick-attach tiles offer unparalleled adaptability.<sup>1</sup>



**Tri-Hull Design**

Allows for nimble and precise handling, exciting performance and improved stability.



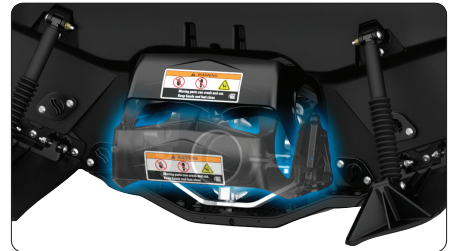
**Switch Painted Trailer Included**

A high-quality-finish powder-coated trailer is included in the price. Galvanized trailer finish optional.




**Powerful ROTAX® 1630 ACE™ Engine**

Proven to be reliable, this jet propulsion system offers an outsized fun-factor with a level of maneuverability never seen on a pontoon boat.<sup>2</sup>




**iBR® – The First Braking and Reverse System on a Pontoon**

Exclusive to Sea-Doo, iBR stops the boat sooner and provides more control and maneuverability at low speeds and in reverse.



**More Usable Deck Space**

With no outboard motor, usable deck space is maximized.



**Dedicated Anchor Storage**

This clever feature keeps the anchor safely stowed away in an easily accessible location.<sup>3</sup>



**Cruise Control**

Maintain your preferred speed for an extra level of convenience. This option allows you to release your finger from the accelerator for a more enjoyable onboard experience.

<sup>1</sup>Switch Cruise model shown. <sup>2</sup>Actual engine image may vary. <sup>3</sup>Anchor is not included.

©2024 Bombardier Recreational Products Inc., (BRP). All rights reserved. ®, TM and the BRP logo are trademarks of Bombardier Recreational Products Inc. or its affiliates. In the USA, products are distributed by BRP US Inc. All other trademarks are the property of their respective owners. BRP reserves the right to discontinue or change specifications, prices, designs, features, models or equipment without incurring obligation. Some models shown may include optional equipment. Product performance may vary depending on external factors. All competitive comparisons are based on published manufacturer specifications at time of creating this document. The warranty is subject to the exclusions, limitations of liabilities and all other terms and conditions of BRP's standard limited warranty. Read the operator's guide and safety instructions. Observe applicable laws and regulations. Children 12 and under must wear a personal flotation device (PFD) at all times. Always carry a personal flotation device for each person on board. Navigation and alcohol/drugs don't mix. Printed in Canada.