

Compact combination
FOX

 **PÖTTINGER**

Clever seedbed preparation



Clever seedbed preparation



All information on technical data, dimensions, weights, output, etc. and the images shown, are approximate and are not binding. The machines shown do not feature country-specific equipment and may include equipment that is not supplied as standard, or is not available in all regions. Your PÖTTINGER dealership would be pleased to provide you with more information.

Our FOX D compact combination enables smooth-running, fuel-saving seedbed preparation.
Combined with a PÖTTINGER seed drill, this implement becomes a cost-effective seed drill combination.

Table of contents

The best soil	4
For optimum plant growth	4
Cost effective and smooth operation	6
Maximum flexibility and convenience	8
Equipment options	10
TEGOSEM	10
Rollers	12
Equipment options & technical data	16
Equipment options	16
Technical data	17

The best soil

For optimum plant growth



Optimum germination conditions

There are three factors that are key deciders on the emergence of our plants: temperature, moisture, and oxygen. These parameters are determined primarily by the type of soil, the location and the weather.

In terms of farming, these three parameters are difficult to influence. One of the biggest influencing factors is the volume of the soil. A loose, crumbly tilth structure with many medium-sized pores can absorb water better and provide the roots of each plant with sufficient space and oxygen. It can also warm up evenly and quickly, creating optimum germination conditions.

Soil aggregates

Soil aggregates or soil particles are created by the formation of clay and humus complexes and biological activity below ground. Aggregates can be several millimeters in size and form a very stable structure that promotes the exchange of water and gas.

Harmful compaction

Different soils have different natural load capacities that are influenced by the soil aggregates. Depending on the load applied to the soil, the aggregates can shift in order to compensate for the pressure. This reduces the pore volume. The increasing proportion of fine pores of less than 2 micrometers is particularly problematic here, because they absorb water without making it available to plants.

This kind of development is often directly associated with extremely intensive type of tillage. It is aggravated even further by frequent passes with heavy equipment in poor soil conditions, as is often the case in high-yield sites.

To create optimum germination conditions, it is crucial that harmful compaction is avoided and that well-balanced aggregates with large numbers of medium-sized pores are promoted.



Revitalizing the soil

Soil is our most important asset and is one of our finite resources. In Europe, we lose 2.46 metric tons per acre of soil through erosion every year. Worldwide, it is estimated that 224 billion tons are lost.

Uncultivated land is particularly at risk. The lack of vegetation makes the soil more susceptible to erosion by wind and rain. Dry fields are unable to absorb the volume of water precipitated during heavy rainfall events due to the hydrophobicity of the dry soil. Permanent vegetation or very short fallow periods make it possible to retain more moisture in the soil. The leaves reduce evaporation and water is fed back into the soil as a result of dew formation.

Another positive effect is the promotion of biological activity in the soil to create stable soil aggregates that can absorb and release water efficiently. Careful arable management can also be a solution to prevent or loosen up compaction. Some crops, such as field beans and sunflower seeds, manage to break up compaction with their strong root growth and thus improve the soil.

With the FOX compact combination from PÖTTINGER, you can create the optimum germination conditions. This smooth running machine operates reliably and efficiently on light to medium soils. The discs incorporate organic matter reliably and break up surface encrustations to create a perfect seed bed. The rear roller provides sufficient consolidation to make sure that the seed is properly covered. All in all, the FOX compact combination creates an optimum seedbed.

Cost effective and smooth operation



The best working results

The key feature of our FOX compact combination is its design. The lightweight construction, for smaller tractors starting at 80 hp, enables high output and optimum seedbed preparation at the same time.

Because the discs rotate and have a diameter of approximately 16", the machine needs less tractive power and consumes less fuel as a result. Thanks to the aggressive soil entry angle of 15° and a disc inclination of 7°, the soil is intensively loosened, mixed and leveled. The discs on the first row are arranged to face in the opposite direction to the discs on the second row. This ensures smooth operation without crabbing. The large row spacing of approximately 20" provides excellent clearance, even with high volumes of organic matter. Optional track eradicator tines thoroughly loosen the tractor wheel marks to enable perfect mixing at a consistent working depth.

Minimal wear and maintenance requirement

The FOX is equipped with discs as tillage tools that deliver impressive performance because they are robust and rotate. The 1/8"-thick discs represent the optimum mix of lightness and durability, plus they are reliably and permanently protected against overloading.

- The twin race taper bearings are sealed and as a result 100% maintenance-free.
- A labyrinth seal with metal cover provides the best protection for the bearings.
- The disc elements are mounted on the frame in pairs using clamping brackets.
- Rubber elements also provide overload protection by allowing the disc arm to ride upwards to roll over stones.



Setting the working depth of the harrow discs

On the FOX compact combination it is possible to set the working depth of the discs individually.

- Guidance by rear roller
- Depth adjusted using 9-hole matrix
- Optional hydraulic depth adjustment
- Working depth from approximately 1" to 3"
- Rigid linkage - disc section cannot deviate upwards
- The weight of the packer can be applied to the disc section

NONSTOP stone protection

Special rubber elements provide proven, maintenance-free stone protection over many years. The clamping brackets are mounted on a thick walled box section frame. Four rubber elements between each wide clamping bracket and the box section provide the discs with high soil entry power.


Cost effective

The FOX compact combination can be used flexibly on fields that have been ploughed or stubble cultivated. The discs operate reliably in site conditions with medium levels of organic matter. Because the discs have a small diameter, they rotate at high speed to deliver intensive mixing and create a high quality seedbed structure.

The short and compact design ensures an optimum center of gravity, also when used in combination with a PÖTTINGER implement-mounted seed drill. Ultimately, this machine achieves higher working speeds, smoother operation and lower variable costs.

The advantages of low wear and low draft make the FOX compact combination an extremely cost effective all-rounder.

Maximum flexibility and convenience



High output seed drill combination

FOX compact combinations are not only impressive when operated solo but also show their strengths in combination with all PÖTTINGER implement mounted seed drills. You can use your FOX compact combination together with VITASEM, AEROSEM or TEGOSEM. Mounting and removing the drill using the rear roller is quick and easy, without the need for tools.

The specified working width of 9'10" is precisely maintained and is the width actually cultivated with FOX compact combinations. When used in combination with a seed drill, all the seed colters always run on cultivated soil - even on the outermost edges.

This lightweight linkage-mounted machine is ideal for use in light to medium soils. Thanks to the scalloped discs and the large inter row spacing, the compact combination is suitable for mulch drilling conditions. Combined with a seed drill, the FOX compact combination demonstrates yet another talent.


Mounting of the seed drills on the rear roller is unique and has further advantages:

- The mechanical working depth adjustment system allows the disc section to ride upwards, which is recommended in stony conditions.
- The weight of the seed drill is carried by the rear roller. With the optional hydraulic working depth adjustment, the weight of the machine can easily be transferred to the disc section to ensure optimum entry into the soil.
- The extremely short construction provides an optimized center of gravity, similar to a power harrow and seed drill combination.
- The seed placement depth is not influenced by changing the working depth on the compact combination.

Coupling trailed seed drills to the three-point linkage can be done using the optional HYDROLIFT system.

- Add-on equipment with stroke limiter
- 5,291 lbs
- Versatile mounting options

- 1 The short headstock has lugs for the lower linkages mounted on bars that can be slid into three different positions.
- 2 In addition, two different top link positions make it easy to connect up and adapt to any tractor.



The best center of gravity

PÖTTINGER set two key objectives when developing the FOX compact combination.

- The machine is designed for the lightest possible weight. At the same time, all technical requirements for trouble-free operation have been fulfilled.
- The center of gravity of the machine is positioned perfectly in combination with a mounted or semi-mounted seed drill.

When the seed hopper is full, the center of gravity situation can change quickly. That is why PÖTTINGER focused on compact design during development. The influence of the seed hopper is relatively small in comparison. This results in a less weight off the front axle even when the seed hopper is full.

- On AEROSEM seed drills the center of gravity is level with the rear roller.
- On VITASEM models, the center of gravity acts on the front section of the rear roller.

- 1 PÖTTINGER with seed hopper empty
- 2 Comparable combinations with seed hopper empty
- 3 PÖTTINGER with seed hopper full
- 4 Comparable combinations with seed hopper full

Focus on weight

The aim of the development was to manufacture all parts that project (far) to the rear, in particular colters and loading platform, using special materials. PÖTTINGER uses aluminium components like the ones used in the automotive industry. These are technically advanced and have the same capability as steel.

For further weight optimization, leveling tines can be dispensed with, depending on the type of colter.

Equipment options

TEGOSEM



FOX and TEGOSEM 200

Efficient and combined work is becoming more and more important due to increasingly shorter time frames for getting out into the field. While making it easier to stay on schedule for planting cover crops after harvest, it also has a number of agronomic advantages. By establishing ground cover rapidly and extensively, unproductive water evaporation is prevented. Likewise, excess nitrogen in the soil is absorbed by the plants and retained on site. Improving and stabilizing the soil structure with organisms increases water infiltration while reducing the risk of erosion.

The flexible 14 bushels TEGOSEM hopper combines high-output tillage with the application of cover crops or micro-granules in a single pass. By carrying out both tasks in a single pass, the flexible hopper saves time and costs, reduces soil compaction and produces precision working results.


Advantages with soil preparation machines:

- Tillage and application in a single pass
- Rapid and cost-effective application of small seeds or sowing a cover crop
- Applied either before or after the rear roller
- Mounted close to the rear roller for uniform seed emergence
- The rear roller presses the seed into the soil
- Loading platform with handrail for convenient and safe filling
- Can be retrofitted to all existing rear rollers



Precision metering

With the flexible TEGOSEM hopper, the application materials are metered and distributed uniformly. Two different sizes of metering shaft are provided as standard to ensure precision distribution of the seed material using fine or coarse metering, even at low application rates. Changing shafts is quick and easy without the need for tools. Before starting work, the system is optimized using a calibration test. The calibration bag is provided as standard equipment.



Hitching and detaching

- The sowing unit including colter rail is mounted and removed without the need for tools
- Mounted on coupling points on the rear roller and top link
- Parking stands are standard

Reliable transport

The fan is driven by an electric motor, depending on the distance that the seed material needs to be conveyed. This provides a continuous flow over the entire length of the eight spiral hoses for reliable transport to the point of application without clogging the hose.

Surface distribution

Surface application and distribution is carried out by distribution plates close to the ground. This guarantees full surface application regardless of the wind conditions. The distribution plates are adjusted by changing the shaft angle to vary the distribution range.

The shaft with the distribution plates can be mounted in front of, or behind, the rear roller. Positioning it in front means that the rear roller can immediately press the seed into the soil. Soil contact is established and capillary action for successful seed emergence starts straight away.

Simple operation

The TEGOSEM is operated from the driver's seat using a convenient control terminal to regulate the flow of seed material. The signals required are provided by the tractor, or by additional sensors. For increased convenience, the flexible TEGOSEM hopper is equipped with additional features, including a level sensor.

- Output rate is set electronically
- Metering shaft control and monitoring
- Priming function
- Headland management

Equipment options

Rollers



Requirements	Prism packer roller	Tooth packer roller	Crumbling packer roller	Pack ring roller	Cage roller	Rubber packer roller
Consolidation	++	++	+	++	o	++
Damp conditions	+	+	o	++	o	+
Dry conditions	++	++	++	++	++	++
Crumbling effect	++	++	++	++	+	++
Load capacity	++	++	+	++	o	++
Suitability for stones	++	++	+	++	+	o

- ++ highly suitable
- + very suitable
- o Suitable
- Not suitable

Your tailor made solution

PÖTTINGER offers a wide range of rear rollers for perfect working results with the desired seed bed in any type of soil.

The whole range of rollers features precision manufacturing and robust design engineering. The scrapers can be adjusted centrally by rotating the scraper tube, or individually. They can be pivoted away for easier cleaning. To maximize service life, the scraper plates are reversible.

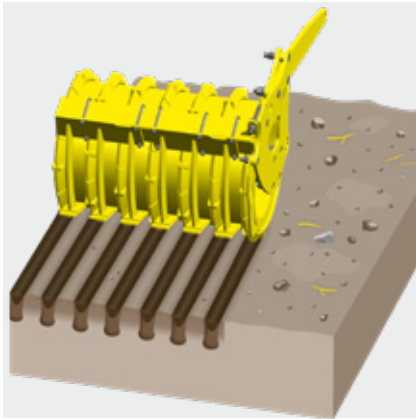


Overview of roller types

	9'10"
Cage roller 16"	429 lbs
Cage roller 21"	716 lbs
Tooth packer roller 16"	804 lbs
Tooth packer roller 20"	1,157 lbs
Tooth packer roller 22"	1,206 lbs
21" crumbling packer roller	1,146 lbs
Pack ring roller 22"	1,256 lbs
Prism packer roller 19" / 5"	1,234 lbs
Prism packer roller 19" / 6"	1,168 lbs
Prism packer roller 24" / 5"	1,778 lbs
Prism packer roller 24" / 6"	1,686 lbs
Rubber packer roller 23"	1,344 lbs

Equipment options

Rollers

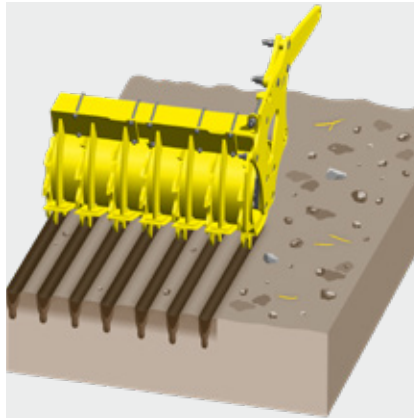


Prism packer roller

Despite its weight, this roller has a good load-bearing capacity, especially with a diameter of 24". It works well with sandy to loose soils, even in stony conditions and in high volumes of organic matter.

Consolidating in strips, it promotes drainage and breath-ability of the soil in the area between the rings, which has been subject to less pre-compaction.

- Prism rings spaced at 5" or 6" - to match the row spacing.
- Diameter: 19" and 24"
- Coated scrapers are standard



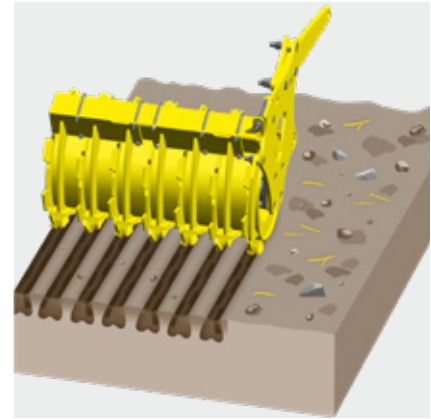
Tooth packer roller

This roller is suitable for all types of soil. The roller leaves behind a perfectly consolidated seedbed with loose, fine soil at seed level.

This ensures no clods can be lifted away, even in wet conditions, and a perfect capillary structure remains intact for optimum germination.

They can simply be pivoted away for cleaning. The hardened scraper plates are reversible for double the service life.

- Diameter: 17", 20", 22"
- Coated scrapers optional



Crumbling-packer roller

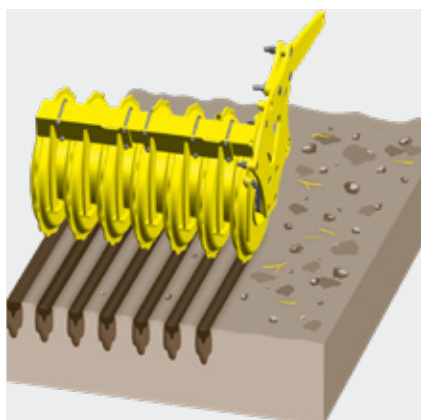
This roller is especially suitable for pre-cultivating medium heavy, clay soils.

The intermediate rings welded alternately to the left and right intensively crumble the soil either side of the seed slot. Compared to the tooth packer roller, wider consolidation of the seed slot takes place.

The result is deep consolidation with a loose crumbling effect just under the surface.

Thanks to the offset intermediate rings, the roller rotates very well. Scrapers prevent soil building up on the roller.

- Diameter: 21"
- Coated scrapers are standard
- Row spacing for colter rail with 5"

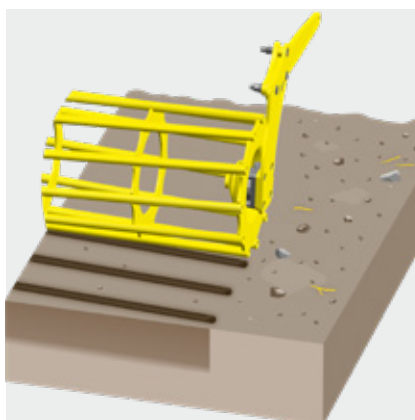


Pack ring roller

Ideal for stony, damp conditions and heavy soils as well as high volumes of organic residues. Harvest residues remain on the surface of the soil and protect the soil against drying.

The roller produces a corrugated consolidation effect to promote drainage and allow the soil to breathe. During the process, the seed slot is consolidated extremely precisely. Thanks to the cutting action of the roller, coarser lumps are broken up again even finer.

- Diameter: 20"
- approx 2.5 rings per foot of working width for 5" row spacing
- Coated scrapers are standard



Cage roller

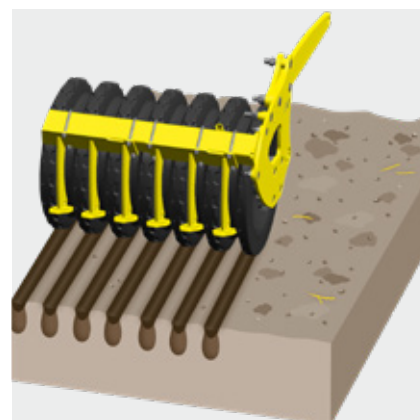
The optimum roller for dealing with dry, non-sticky soils. Cage rollers are very lightweight and perfect for situations where weight needs to be saved. However, this type of roller is not recommended in combination with implement-mounted seed drills.

Consolidation is in strips along the direction of travel.

Even with a smaller diameter it rotates well and delivers a good crumbling effect.

The roller is fitted with strong bars for optimal consolidation and good load capacity.

- Diameter: 17", 116 psi
- Diameter: 21", 159 psi



Rubber packer roller

This roller is ideal for widely varied soil conditions. Enough loose soil is created between seed rows to neatly cover the seed slot, even in extremely heavy soil types.

Thanks to its high load capacity, it can be used where other rollers have reached their limits. The roller is not susceptible to sticking and clogging. Because the roller has a large diameter, it ensures a good load-bearing capacity despite its high weight.

The special profile produces consolidated ridges with a spacing of 5"

- Diameter: 23"
- Coated scrapers are standard
- Row spacing for colter rail with 5"

Equipment options & technical data

Equipment options



Warning sign and lighting



Track eradicators



HYDROLIFT for linkage-mounted machines



Stroke limiter for HYDROLIFT



Kit for implement-mounted seed drill

FOX 3000 D



TEGOSEM



Hydraulic top link



Hydraulic working depth adjustment



Bout markers

FOX 3000 D



■ = Standard, □ = Optional

	Mounting	Working width	Transport width	Number of discs
FOX 3000 D	Cat. 2, Cat. 3	9'10"	9'10"	22

	Working depth	Disc diameter	Power requirement from	Weight with roller 500*
FOX 3000 D	1" - 3"	16"	55 kW / 75 hp	2777 lbs

* Tooth packer roller



MyPÖTTINGER – it's easy. Anytime. Anywhere.

Benefit from numerous advantages

MyPÖTTINGER is our customer portal that provides you with key information about your PÖTTINGER machines.

Get specific information and useful tips on your PÖTTINGER machines in "My machines". And find out more about the PÖTTINGER product range.

My machines

Add your PÖTTINGER machinery to "My machines" and assign a name. You will receive valuable information such as: useful tips on your machine, operating instructions, spare parts lists, maintenance information, as well as all the technical details and documentation.

Info on the product range

MyPÖTTINGER provides you with machine-specific information for all machines built starting 1997.

Scan the QR code on the machine's data plate with a smartphone or tablet or go to www.mypoettinger.com and enter the machine number from the comfort of your own home. You will immediately receive all the information on your machine, such as: instruction manuals, equipment options information, brochures, photos and videos.

ORIGINAL PARTS



Rely on the original

PÖTTINGER ORIGINAL PARTS meet the highest demands in terms of functionality, reliability and performance. These are characteristics that PÖTTINGER is committed to delivering.

That is why we manufacture PÖTTINGER ORIGINAL PARTS from the highest quality materials. We ideally match each individual spare part and wear part to your machinery's overall system. This is because different soil and operating conditions often need to be taken into consideration.

We have been listening to our customers and now offer three different lines – CLASSIC, DURASTAR and DURASTAR PLUS – to make sure you have the right part to meet every requirement. ORIGINAL PARTS are worth every cent, because know-how cannot be copied.

Your advantages

- Immediate and long-term availability.
- Maximum durability thanks to innovative production processes and the use of the highest quality materials.
- Avoidance of malfunctions due to a perfect fit.
- The best working results thanks to optimum match to the overall system of the machine.
- Save time and costs thanks to longer replacement intervals on wear parts.
- Comprehensive quality testing.
- Ongoing advancement through research and development.
- Worldwide spare parts supply.
- Attractive, competitive prices for all spare parts.

Wear parts

The CLASSIC line is for standard duty applications. With these ORIGINAL INSIDE parts we have defined the benchmark for quality, best price/performance ratio and reliability.

DURASTAR is the innovation on the wear components market – durable, high quality, productive and reliable.

Are you used to putting your machines to work in the most extreme conditions? Then the DURASTAR PLUS line is the right choice for you.



More success with PÖTTINGER

- A family-owned company since 1871
Your reliable partner
- Specialist for arable and grassland
- Future-safe innovation for outstanding working results
- Roots in Austria – at home throughout the world

Clever seedbed preparation

- Low draft, fuel-saving compact combination
- Combines flexibility and high output for your maximum cost effectiveness
- Universal applications: Solo or with a PÖTTINGER VITASEM tractor mounted / implement mounted seed drill or AEROSEM
- Perfect for locations with light to medium soils
- Suitable for mulch drilling conditions

Ask for more information:

PÖTTINGER Landtechnik GmbH

Industriegelände 1
4710 Grieskirchen
Austria
Phone +43 7248 600-0
info@poettinger.at
www.poettinger.at

POETTINGER Canada Inc.

460 Rue Robinson Sud
Granby, QC, J2G 7N6
Canada
Phone +1 450 372 5595
info@poettinger.ca
www.poettinger.ca

POETTINGER US, Inc.

2855 Slover Road
Valparaiso, IN 46383
USA
Phone +1 219 510 5534
info@poettinger.us
www.poettinger.us