

3 and 4 row trailed stubble cultivators
TERRIA

 **PÖTTINGER**

Moves more



Moves more





TERRIA

trailed stubble cultivators

TERRIA trailed stubble cultivators cover a wide range of applications in tillage. You have the choice. From shallow stubble cultivation to deep loosening primary tillage. The perfectly configured tines leave an optimum working result for your soil, as the basis for a successful season.

Table of contents

	Future driven	4-7
	Efficient	8-9
	Reliable	10-13
	Uniform	14-15
	Combined operations	16-21
	Mounting and transport	22-23
	Trailed stubble cultivators	24-29
	Trailed 3-row stubble cultivators	26-27
	Trailed 4-row stubble cultivators	28-29
	Accessories / Technical data	30-39
	Choice of shares	30-31
	Rear rollers	32-33
	Accessories	34-35
	Technical data	36-37
	MyPÖTTINGER / ORIGINAL PARTS	38-39

All information on technical data, dimensions, weights, output, etc. and the images shown, are approximate and are not binding. The machines shown do not feature country-specific equipment and may include equipment that is not supplied as standard, or is not available in all regions. Your PÖTTINGER dealership would be pleased to provide you with more information.

Leading the way



Move more

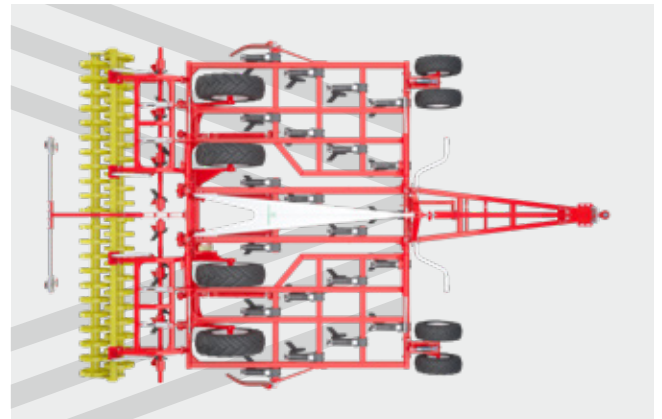
The TERRIA series consists of trailed 3 and 4 row stubble cultivators with working widths between 13'1" and 19'8". The mechanical or hydraulic NOVA stone protection system enables these cultivators to work without interruption on all soils, and no maintenance is needed. Because the chassis is integrated into the frame to create a compact machine, it offers better maneuverability as a result. The tillage tools are arranged symmetrically along the pull line. This ensures that the whole surface of the soil is moved, even during shallow cultivation. Fully hydraulic depth control that can be changed while driving to ensure quick adjustment, is provided as standard equipment.

Symmetrical tine configuration

- Reliable soil penetration in all conditions, even on hard and dry soils
- Perfectly matched tool spacing delivers an impressive mixing effect and a low draft.
- The smooth operation of the machine promotes a consistent working depth across its entire width.
- Uniform wear of the cultivator shares increases the intervals between changes.

TERRIA

trailed stubble cultivators



Universal and versatile

Depending on the working width, TERRIA models offer a tine spacing of approximately 11 or 12 inches. Consequently, these trailed stubble cultivators are capable of handling a broad spectrum of applications in arable farming. Together with the adjustable wing shares, they can deliver shallow movement during cultivating a few centimeters deep, to intensive mixing during primary tillage. Narrow points can also be used to enable deep loosening in strips of up to 14".

Sufficient clearance for blockage-free operation is achieved by an inter row spacing of approximately 31 inches, matched to the tine spacing and the frame height of about 32 inches. At the same time, the TERRIA produces an impressive mixing effect, optimized by the choice and position of tillage tools.

Right down the centerline

We make sure that our stubble cultivator is always aligned exactly on the centerline of the tractor. That way you benefit from its full potential. Each pass connects perfectly, especially when using parallel guidance systems. The highest productivity to meet the highest expectations.

Keeps its promise

Our trailed stubble cultivators have been designed so that the machine width indicated corresponds to the actual working width. Get the highest possible efficiency with the most compact transport dimensions.

Leading the way



3 row system

Less is more. In order to provide your soil with the best possible support during straw decomposition, or to loosen it up more deeply, this more compact system stands out in many ways. It is worth making a comparison with the four row system because this delivers attractive results in the field.

- Thanks to the compact design of the frame, it mixes soil and organic matter intensively, even at low speeds and with low tractor power requirements.
- Furthermore, deeper loosening allows homogeneous mixing and reliable straw decomposition.
- Thanks to its short overall length, the machine adapts ideally to undulations in hilly terrain.

TERRIA

trailed stubble cultivators



4 row system

A large dimensioned frame with maximum clearance characterizes the leading machine in the cultivator V formation. The 3 and 4 row TERRIA models have the same number of tines. That is why the two machines work in different ways.

- The incorporation of large volumes of plant residues such as flattened crops or maize straw can easily be achieved thanks to the large clearance.
- Because the tine configuration is longer, the soil mixture spends a longer time in the worked area. This has a positive effect on leveling and the distribution of organic material.
- The result is a wide range of capabilities from stubble cultivation to deep tillage and seedbed preparation.

Efficient



Impressive performance all the way

Perfect ground tracking is a prerequisite for consistent results across the whole working width, because every square yard of soil is valuable. In addition to the newly developed jockey wheels, there are technical features to ensure the best working results.

Fully hydraulic depth adjustment

For fast and precise working depth adjustment, PÖTTINGER has equipped the TERRIA trailed stubble cultivator with a high quality hydraulic system as standard. This supplies the hydraulic cylinders on the jockey wheels and rear roller with the same ratio of oil. As a result the machine is always exactly parallel to the ground. The settings can also be changed while driving. A large, easy-to-read scale at the front end of the frame provides a quick check.

TERRIA

trailed stubble cultivators



Strong jockey wheels

The TERRIA is available in 13'1" and 16'5" widths with single tire jockey wheels and as a 19'8" version with double tire jockey wheels. Together with the hydraulically adjustable rear rollers, they hold the machine at the selected working depth. Thanks to their robust mountings and a tire size of 11.5/80-15.3, they reliably guide the tines during operation. This ensures that a uniform result across to the outermost tillage tools is always guaranteed. If the TERRIA is used without a rear roller, the jockey wheels take over precise depth control together with the chassis.

Traction booster

As an option, the drawbar can be equipped with the TRACTION CONTROL hydraulic pulling power booster. This system transfers weight from the stubble cultivator to the rear axle of the tractor. The pressure in the drawbar cylinder can be adapted for different working depths. The shift in weight of up to 3,086 lbs increases traction and reduces possible wheel slip and fuel consumption. Ultimately, the system reduces operating costs and increases the efficiency of your machine.

The drawbar is equipped with a variable hydraulic cylinder as standard that can be set to either floating or, by engaging swing clips, rigid. In rigid mode, the weight of the machine is transferred to the tractor rear axle. In floating mode, the stubble cultivator follows the contours of the field for perfect ground tracking.

Reliable



Integrated chassis

The chassis wheels are located inside the work area between the tillage tools. The compact overall length is practical when working in the field. Because the wheels are fitted with tractor tires, any soil adhering to them is cleared from the treads, even in damp conditions.

- Tight turning radius and neat finishing of field corners
- Good ground tracking in hilly terrain
- Low drawbar load on the tractor hitch
- Special linkage enables quick lifting and lowering at headlands.
- Tire dimensions: 15.5/80-24
- Takes over depth control when used without a rear roller

A reliable way to finish the job

The large tire diameter and the adapted tire width ensure that loose soil is not pushed up to form a ridge. In combination with the optimized self-propulsion of the wheels, it is possible to maneuver on narrow headlands and field access roads.

Air brakes or single-line hydraulic brakes are offered as additional equipment options. Enhances safety on the road when driving at up to the maximum permitted speed.

TERRIA

trailed stubble cultivators



Trouble-free operation

A consistent flow of soil is guaranteed even where there are large quantities of straw and harvest residues because the TERRIA trailed stubble cultivator has a high underframe clearance. In addition, the tine spacing has been optimized. Working together for your success in the field.

In the working position the chassis is raised above the frame. This also guarantees an undisturbed flow of soil through the work area and prevents dirt entering the brake system.

Clever differentiation

The 13'1" and 16'5" wide versions are equipped with two chassis wheels. The 19'8" wide version can be equipped with 4 chassis wheels as an option. This ensures optimum weight distribution to keep harmful compaction in the field to a minimum.

Reliable



Proven colter geometry

A stubble cultivator can only reach its full potential if its tillage tools are designed for the most challenging conditions. These requirements are met by chisel points in different grades of hardness as well as other share geometries such as narrow points.

In order to move the whole surface, wing shares are available as an option with different levels of wear resistance.

DURASTAR wear parts

Because the time windows for soil cultivation are getting smaller and smaller, each productive minute counts. DURASTAR and DURASTAR PLUS wear parts ensure maximum service life of points and wings because they are made of the hardest materials.

Wide, clamped tine bracket

In order to be able to transfer power to the ground at up to 650 hp, the tillage tools on the TERRIA are clamped to the frame using wide brackets. This ensures high strength and optimal power transmission without any weak points caused by welding seams or holes in the frame.

TERRIA

trailed stubble cultivators



Maintenance-free stone protection

PÖTTINGER has further enhanced their proven NONSTOP stone protection system. This is essential for trouble-free operation, especially when there are large obstacles. The range has now been extended with a hydraulic version.

- Maximum trip clearance to avoid large obstacles
- Conserves the frame and tillage tools
- Additional shear bolt to protect against damage in an emergency
- Extra large pressure gauge on the drawbar to check the triggering pressure of the hydraulic NOVA elements

Mechanical with proven technology

The straightforward spring unit is designed for loads of up to 1,323 lbs and offers durable and robust protection against damage. This systems do not need any greasing points, which saves maintenance costs.

Hydraulic for full flexibility

In order to meet the requirements of widely varying conditions, hydraulic overload protection is also available. The maximum triggering force of 1,433 lbs can be adjusted conveniently from the tractor seat. No maintenance is needed on this system either.

Uniform



Choice of settings

Regardless of whether they are used for shallow cultivation after harvesting, intensive incorporation or deep loosening – these proven adjustable tillage tools can be adapted to changing requirements in just a few steps. That way you always have everything under control and can make use of your machine's full potential.

Wing position

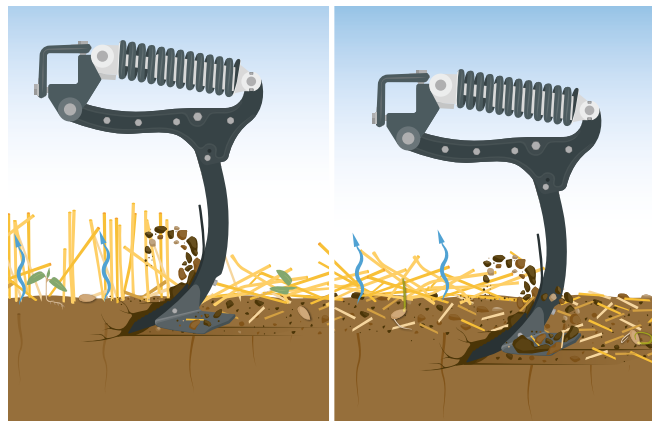
The two wings are clamped to the leg with only one bolt. Two positions provide full flexibility. Flat-mounted wings with a low cutting angle enable shallow cultivation of stubble, for example. The less aggressive angle results in a level finish. To achieve a higher level of incorporation, the wings are mounted in the steeper position.

Leg position

There are two settings for the leg to be adapted to the specific task. You can adapt soil entry performance and cultivation intensity by altering the angle from shallow to deep. The mounting bolts also act as shear bolts.

TERRIA

trailed stubble cultivators



Effective leveling

The maintenance-free, scalloped concave discs have a diameter of approximately 16" and are mounted on rubber elements to protect them against obstacles such as stones. Each pair of discs is guided by the rear roller and are adjusted automatically when the working depth is changed. So you do not need to adjust the working depth again. Fine adjustment of the concave discs is carried out by means of easily accessible spindles. Once set, the working results are consistent regardless of the depth setting.

When working with tandem rear rollers, the TERRIA can be fitted with a leveling board instead of the concave discs. This tool creates an even more level and uniform surface, especially in locations with light soil types. This also has a positive influence on the seed bed, which is ideal for seedbed preparation. With the additional floating mountings on the tandem rear rollers, weight can be shifted to the back roller, increasing the clearance for light soil so it can be leveled without blocking.

Edging board for tidy connection between passes

The edging boards, which can be precisely adjusted in height and angle, are designed to direct the soil back under the rear roller in all situations. If it collides with any obstacles, the edging board can fold to the rear and spiral springs enable sideways movement.

Weed management with leveling tines

Leveling tines are available as an option to provide a fine crumbly surface with the best germination conditions for seeds and volunteers. In addition, weeds are combed out of the soil and deposited on the surface to wilt. The height and position can be easily adjusted using a hole matrix.

Combined operations



TERRIA with distribution system

In future, it will be necessary to deploy resources worldwide even more purpose-specifically and efficiently. That is why PÖTTINGER has combined the trailed TERRIA stubble cultivator with the front hopper AMICO F for resource-saving operations. The tillage and simultaneous seed or fertilizer application steps can now be completed in a single pass.

Flexible applications

The TERRIA with distribution system can be used for both stubble cultivation as well as deep loosening work. Different deposit depths for the fertilizer allow different levels of soil to be supplied as needed. A total of three deposit depths can be set:

- Top placement – 100 % deposited on top
- Mixed placement – 50 % on top, 50 % below
- Down placement – 100 % deposited below

Working sustainably

The aim of the combined method is to loosen the soil and at the same time apply fertilizer, as it can be made best available to the crop by direct placement in the soil. Precise fertilizer placement prevents loss of effectiveness due to nutrient leaching.

Nutrient deficiencies can be precisely compensated in different soil layers using this process. This promotes targeted root growth because the roots are attracted to the fertilizer. A strongly developed root system promotes plant growth and especially the density of the crop.

Soil cultivation made easy

The wide tine spacing of TERRIA stubble cultivators ensures reliable operation even with high volumes of organic matter. The incorporation of harvest residues and cover crops is carried out using different types of share and is possible with wings. The fertilizer boots can remain permanently mounted.

TERRIA with distribution system



Choosing the right points

The TERRIA with distribution system can be equipped with three different types of chisel points and wings depending on the stubble cultivation application. Examples for each of the three applications:

- Wing share with shin for top placement
- Point with shin for mixed placement
- Narrow point 1.5" for deep placement

Chisel point with wings and shins

A full-area movement from a working depth of 2" is achieved with wing shares. Stubble and cover crops are reliably cut right through, and shallow fertilizer placement within a wide band of up to 3" is possible here. This variant is particularly suitable for shallow cultivation in spring, for example, phosphate compensating fertilization instead of depositing fertilizer during precision drilling.

Point with shin

The point is suitable for coarse loosening and breaking up the soil. Plant residues are thoroughly incorporated and existing furrow bottoms are broken up. The seeds can develop their root systems downward and to each side, so that the plant can absorb nutrients at all levels of the soil.

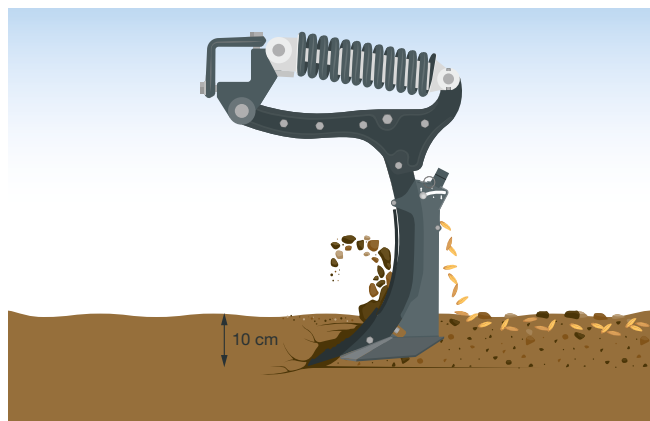
Narrow point 1.5"

The narrow point guarantees erosion-reducing fertilizer placement to a depth of up to 13". Harmful compaction is broken up, even in heavy, sticky soils so that clods remain in the soil. Primary tillage in autumn with deep placement of the fertilizer, for example, is perfect for preparing seedbeds for beets.

Combined operations

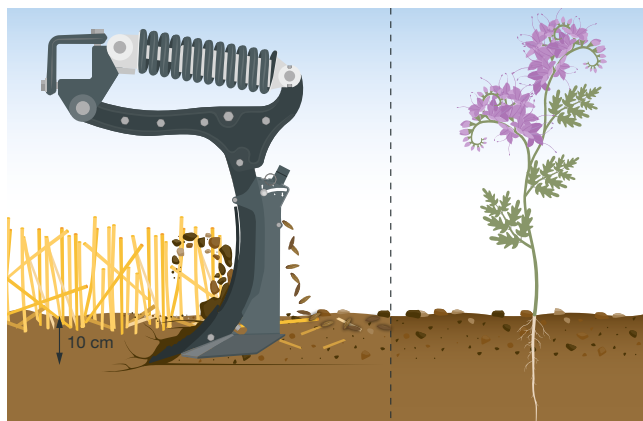


For targeting the fertilizer depth, PÖTTINGER offers a wide range of colters with different combinations of outlets on the fertilizer boot. This covers a multitude of applications. The possibilities described here indicate the range of practical uses.



Top placement

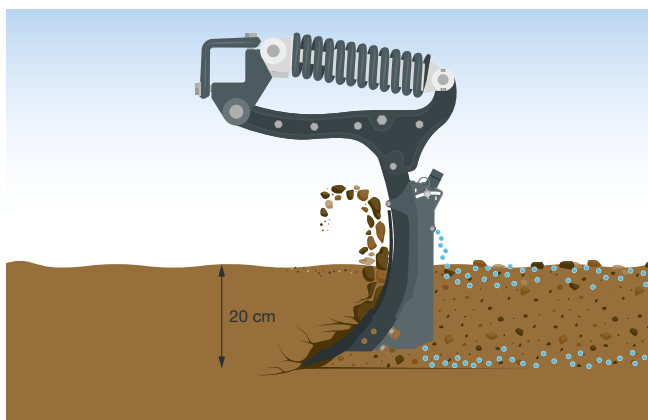
The outlet on the fertilizer boot is set to 100 % on top so that the seed is mixed directly into the upper layer of soil approx. 0 to 2" deep. The application point is right behind the tine leg. For fertilization, this can be used in the spring when preparing the seedbed so that emission losses are avoided because the fertilizer is immediately covered.



Practical applications for top placement

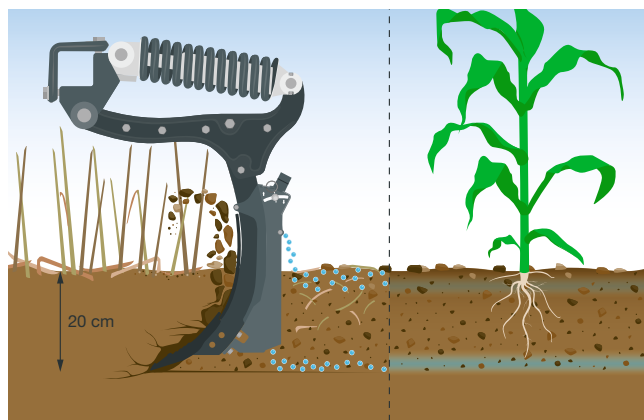
Legumes can be planted as nitrogen collectors as an effective cover crop. It is also possible to sow coarse seed legumes with high seeding rates such as field beans. Prior to drilling wheat, a starter fertilizer can be applied in the autumn with a uniform effect throughout the early development stages of the plant.

TERRIA with distribution system



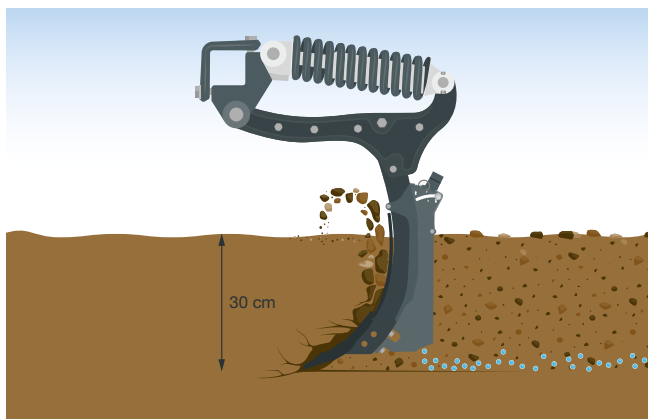
Mixed placement

With 50% applied on top and 50 % at the bottom, placement is both near the surface and at the tip of the chisel point. The fertilizer is distributed over the entire working depth, so this is ideally suited for phosphate compensation fertilization. This method is also suitable for primary tillage in autumn with working depths from 6".



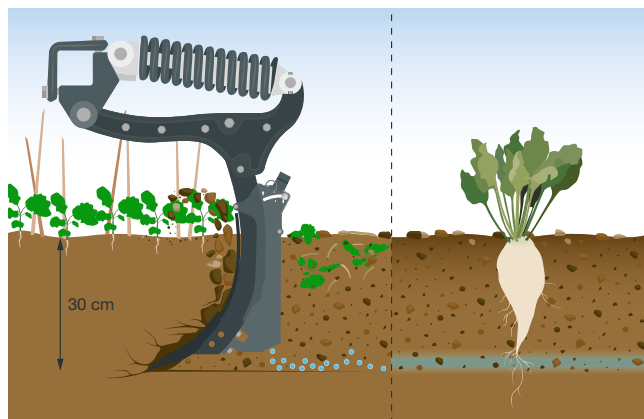
Practical applications for mixed placement

The highest efficiency is achieved here during spring cultivation and is therefore well suited for maize. In this case, the fertilizer is used as a starter in the top layer of soil to help promote early development of the plant so the attraction effect of the deeper deposits draws the root down. As a result, the fertilizer accompanies the root for the whole working depth.



Bottom placement

The outlet on the fertilizer boot is set to 100% at the bottom of the colter. This means that fertilizer can be placed further down at up to 13" deep. The soil is deeply loosened and fertilizer deposited at the same time. Preferably, stabilized nitrogen fertilizers should be used in order to avoid emission losses.



Practical applications for bottom placement

During autumn tillage, fertilizer is deposited at a deep level where it remains inactive through the winter period. The mineralization of stabilized nitrogen fertilizer starts at a soil temperature of about 8 degrees, which is ideal for sugar beet that develops roots at this deep level because they are attracted by the fertilizer and then tap into the soil moisture.

Combined operations



TERRIA and TEGOSEM 500

Efficient and combined work is becoming more and more important due to increasingly shorter time frames for getting out into the field. While making it easier to stay on schedule for planting cover crops after harvest, it also has a number of agronomic advantages. By establishing ground cover rapidly and extensively, unproductive water evaporation is prevented. Likewise, excess nitrogen in the soil is absorbed by the plants and retained on site. Improving and stabilizing the soil structure with organisms increases water infiltration while reducing the risk of erosion.

The flexible 14 bushel TEGOSEM hopper combines high-output tillage with the application of cover crops or micro-granules in a single pass. By carrying out both tasks in a single pass, the flexible hopper saves time and costs, reduces soil compaction and produces precision working results.

Intelligent systems

The flexible TEGOSEM hopper is equipped with an adaptable metering shaft, which is electrically controlled depending on the driving speed, and switches off automatically at the headland.

Conveying the material to the distribution system is done pneumatically through hoses. At the distribution system, the material is distributed evenly over the soil by the distribution plates.

A clear and intuitive control terminal is available for operating the flexible TEGOSEM hopper. This is used to optimize the settings according to the operating conditions.

TERRIA with TEGOSEM



Precision metering

Two different sizes of metering shaft are provided as standard to ensure precision distribution of the seed material or micro-granules. The driving speed controls either the fine or coarse metering shaft, even when low application rates are required. Changing between metering shafts is quick and easy without the need for tools. Before starting work, the system is optimized using a calibration test.



Reliable transport

The material is transported pneumatically through eight spiral hoses from the metering system on the drawbar to the distribution plates. Due to the distance that the material needs to be conveyed, the fan on the TERRIA is driven hydraulically. This provides a continuous flow over the entire length of the hose for reliable transport without blocking the hose.

Uniform distribution

Surface application and distribution is carried out by baffle plates close to the ground. This guarantees full surface application regardless of the wind conditions. The distributor plates are adjusted by changing the shaft angle to vary the distribution range.

The shaft with the baffle plates is positioned in front of the rear roller. As a result, the seed is immediately pressed into the soil. Soil contact is established and capillary action for successful seed emergence starts straight away.

Straightforward operation

The different functions and settings of the flexible TEGOSEM hopper are operated using its dedicated control unit. The settings for precision metering are entered and the calibration test is started at the push of a button.

Sensor signals needed during operation, such as the ground speed and the position of the lower linkage, can be input from the tractor. If the tractor cannot provide these signals, add-on sensors are available. For increased convenience, the flexible TEGOSEM hopper is equipped with additional features, including a level sensor.

Mounting and transport



Smooth road transport

The TERRIA models are all equipped with chassis suspension. Shocks and vibrations are absorbed by the chassis cylinders. To achieve the best suspension travel, the frame is moved to the correct position as indicated on the rear scale. The suspension delivers a smooth ride on the road and in the field for the machine, tractor and driver.

The weight of the stubble cultivator is evenly distributed thanks to the centrally positioned, integrated chassis. This reduces the drawbar load on the tractor.

Automatic transport interlock

Sometimes you need to move to the next field quickly. The transport lock is released by activating the spool valve for the working depth. The machine can then be unfolded. You do not need to change anything on the machine and so you save valuable working time.

Plenty of space

The large tire diameter and the special chassis linkage provide a generous ground clearance of 8".


When used with dual wheels or wide large tractors, there is not much room to maneuver at the headland. In order to ensure smooth operation here as well, a drawbar that is 3'3" longer is available as an option.

Attaching the implement

You have the choice between a lower linkage mounting (Cat. 3 / Cat. 4) and a ring hitch (1", 1.5", 2" or 3"). This can be adapted to different attachment geometries using a hole matrix. The parking stand is mechanically adjustable as standard.

TERRIA

trailed stubble cultivators



Easy handling

The TERRIA is easily operated using 3 double-acting spool valves. Clearly labelled valves are located on the drawbar to control the various functions.

- 1st spool valve: Folding the stubble cultivator and setting the triggering pressure for the stone protection system
- 2nd spool valve: Controlling the chassis when raising and lowering the machine at the headland
- 3rd spool valve: Setting the working depth using the jockey wheels and rear roller, as well as releasing the transport interlock



AMICO front hopper

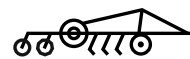
The AMICO front hopper in combination with TERRIA cultivators offers the possibility to apply fertilizer, sow a cover crop, or do both at the same time. The capacity of 50 or 70 bushels and a division of 60:40 ensures a wide range of applications. The hopper is available with one or two metering units.

Highest flexibility

To ensure convenient operation, the AMICO front hopper is equipped with ISOBUS as standard. The material is applied using a single shoot process with a pressurized hopper system. One or two metering units can be controlled site-specifically by the intelligent control system. Furthermore, the hopper can also be used no problem together with third-party equipment thanks to the ISOBUS control system.

Trailed stubble cultivators





Trailed 3-row stubble cultivator





Impressive from the start

Especially active mixing performance and flexible applications are just two of many outstanding features of the 3 row TERRIA. The compact frame results in particularly homogenous incorporation of soil and plant residues. Thanks to its low draft, this 3 row trailed stubble cultivator delivers an impressive performance, even during deeper tillage work.



Save costs

A lower power requirement for consistent mixing of the soil. This results in less fuel consumption and lower wear costs. At the end of the day, this adds up to a higher profit and more money in the bank. PÖTTINGER's wear parts feature the highest quality material. The result is less set-up time and lower spare parts costs.

Dynamic

TERRIA trailed stubble cultivators with three rows have the same number of tillage tools within a shorter frame length as the four row models. Soil and crop residues are therefore mixed dynamically even at low driving speeds. The special geometry of the points moves the soil uniformly. With the adjustable wings you can also vary the intensity of the soil movement.

Ground tracking

The compact design of this machine allows it to adapt perfectly to undulations in hilly terrain. The integrated chassis has a positive effect on the maneuverability of the machine. The perfect ground tracking enhances the machines performance to ensure uniform working results right into every corner of your field.

Trailed 4-row stubble cultivator





The all-rounder

High underframe clearance and the longer design of machine in combination with the symmetrical tine arrangement make the 4 row TERRIA models machines that have universal applications in modern arable farming. The high underframe clearance ensures reliable incorporation of residues and excellent working results even with high volumes of organic matter. Due to the longer design, the soil remains within the work area longer, which results in perfect leveling.



Plenty of space

The TERRIA with four rows demonstrates what it can really do following the harvest of crops with high amounts of residues such as corn. The combination of the number of tillage tools and inter gang spacing provides excellent underframe clearance. This ensures blockage-free operation, even with high volumes of organic trash. Full power ahead.

Uniform

Successful sowing begins with successful tillage. The large spacing between the tillage tools promotes the incorporation and distribution of stubble residues and organic material. This provides the basis for precise seed placement and optimal germination conditions.

Wide range of applications


A solution for every job: with this 4 row stubble cultivator, PÖTTINGER gives you the tool to handle all your upcoming tasks. You can easily handle every stubble cultivation and seedbed preparation job by simply adapting the working speed and depth. Thanks to the huge underframe clearance, there is nothing to stop you performing deep loosening primary tillage.

Choice of shares



1 CLASSIC chisel points

The CLASSIC chisel point with a width of 3" impresses in action due to its tapered point with a good soil penetration characteristics even in very hard soils. The flat face of the point lifts the soil between the tip and the optional wings. This effect remains the same for a long time even when the point is worn.



2 DURASTAR chisel points

This chisel point features a special geometry and tapers from 3" to 2" with an increased cross section in the main wear zones. It is made of high quality steel with a high breaking strength. The efficient shape results in less tractive power being needed while achieving a good mixing effect.

The chisel point is equipped with extremely resistant tungsten carbide plates. These ensure a long service life, retain the shape of the point and maintain its sharp tip. The consistent shape of this tillage tool ensures a constant soil penetration depth while the angle of the tool remains unchanged. As a result, soil penetration characteristics and mixing performance stay the same.

The front face of the point has a scale shape. The resulting soil-on-soil contact reduces frictional wear and protects the material behind it. Ultimately, the DURASTAR chisel point achieves a service life that is four times longer, depending on the soil.



3 DURASTAR PLUS chisel points

The principle geometry of the DURASTAR PLUS chisel point is similar to that of the DURASTAR version. An even larger area of the substrate material is protected by additional tungsten carbide plates from the side edges to the centerline. In addition, the blade of the point is completely covered with a tungsten carbide layer, which is ideal for stony conditions. The extension of the back reduces friction behind it so the point retains a sharp tip for a long time. Consistent soil penetration characteristics and constant working results are guaranteed.

Compared to the DURASTAR point, this version offers around twice the service life. There is a recess to create a smooth transition between the point and the wings to optimize soil flow and extend their service life.



4

4 CLASSIC wing share

The CLASSIC wing share, with a total wing width of 14", ensures sufficient coverage to move the whole soil surface. The wing can be attached to the point in two different positions using one bolt. As a result, the angle in relation to the ground can be optimized to achieve a shallow or intensive mixing effect.



5

5 DURASTAR wing share

The wear resistance of the DURASTAR wing is increased along the back of its cutting edge with a thermal deposition of tungsten carbide particles. Armoring the wing share in this way retains its shape for longer and protects it against stone impact. This doubles its service life compared to the CLASSIC wing share.



6

6 DURASTAR PLUS wing share

With the tungsten carbide plates on the cutting edge, the wear resistance of this wing share is increased fourfold. The original geometry of the wing is retained for a long time so that reliable movement of the soil is guaranteed.



7

7 DURASTAR narrow point

The 1.5" wide DURASTAR narrow point is especially designed for deep loosening to break up compaction without churning the soil. The extended length of the point means that no additional wings are required. The tip of the point is coated with tungsten carbide. Reliable soil penetration and an extended service life are ensured as a result.

As with the DURASTAR and DURASTAR PLUS chisel points, part of the face has a scaled surface. This protects the steel by reducing frictional wear due to the soil-on-soil contact.

Site-specific combinations

The TERRIA can be equipped with the right tools to match the soil conditions and achieve specific working results. Ultimately, any combination of the various grades of chisel points and wing shares can be configured to optimize the performance of the machine.

Rear rollers



Wide range of rear rollers

It's your choice. PÖTTINGER offers a wide range of rear rollers for perfect results with the required seed bed in any type of soil. The whole range of rear rollers features precision manufacturing and robust design engineering. The bearings at each end of the rollers are designed to take the highest loads.

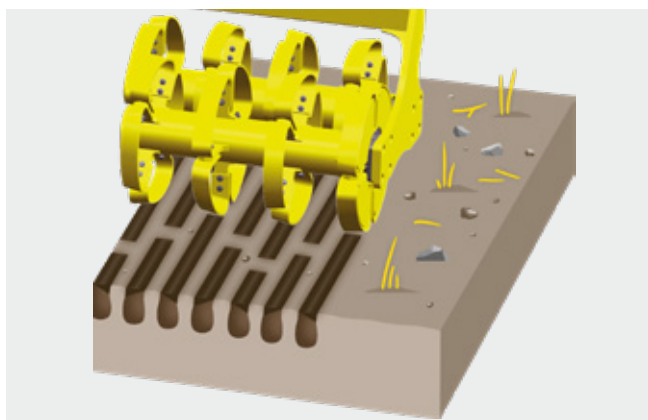


Working without a rear roller

To promote gas exchange and to benefit from frost heave, leaving an open, unconsolidated soil in the autumn before winter dormancy can be a useful tillage strategy. Likewise, tillage without reconsolidation can promote drying when working arable meadows and cover crops. The rear roller can be removed for this purpose. The integrated chassis takes over depth guidance. In addition, loosening tines are mounted behind the chassis instead of the rear roller.

Requirements	Pack ring roller	Rubber packer roller	Tandem CONOROLL roller	Tandem U-profile roller
Consolidation	++	++	+	++
Damp conditions	++	–	+	+
Dry conditions	+	++	++	++
Crumbling effect	+	o	++	+
Load capacity	+	+	+	++
Self-propulsion	+	+	+	+
Suitability for stones	o	+	++	+
Scrapers	yes	yes	no	no
Diameter (in)	21.5"	23"	22"	23.5"

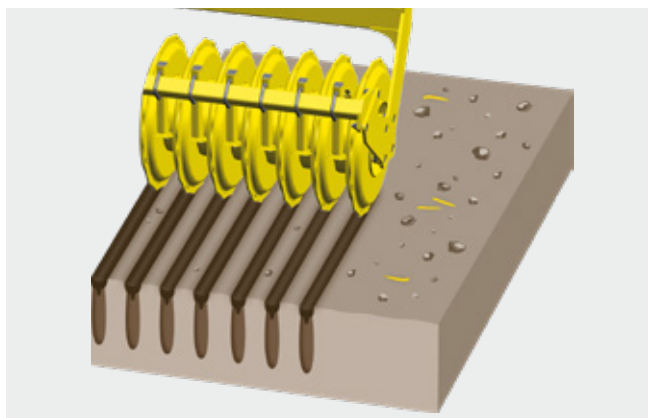
- ++ highly suitable
- + very suitable
- o suitable
- not suitable



Tandem CONOROLL roller

The tandem CONOROLL roller consists of two rear rollers. The diameter of the rings is 22", the ring width is 3". Ideally suited to trailed machines.

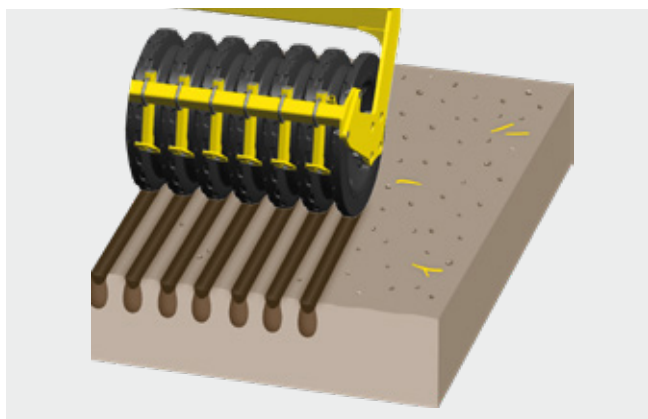
- High load bearing capacity thanks to the double rollers, making it ideal for light soils
- The travel path of the roller frame is adjustable according to the operating conditions
- Rollers self-clean effectively, no scrapers required



Pack ring roller

The enclosed packer rings have a diameter of 21.5" with 2 rings per feet of working width. The roller leaves behind consolidated ridges. The scrapers are coated for an extended working life.

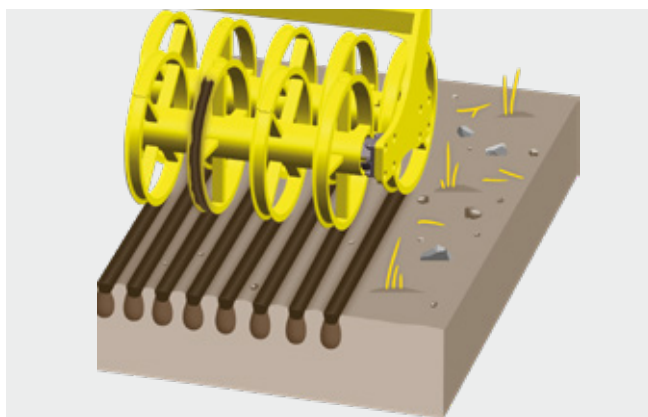
- Promoting drainage and respiration.
- Ideal for high volumes of organic matter
- Works well even on stony and damp soils



Rubber packer roller

This model has a diameter of 23". The special profile produces consolidated ridges. The scrapers are coated for an extended working life.


- Well suited to widely varying soil conditions
- Highest load bearing capacity for any weight of machine
- Creates consolidated ridges



Tandem U-profile roller

The U-profiles fill up with soil during operation. The direct soil-on-soil contact gently forms consolidated ridges while ensuring that the roller rotates smoothly. This is a rear roller with a high load capacity, also for locations with light soil types.

Accessories



	CLASSIC Chisel points	DURASTAR Chisel points	DURASTAR PLUS Chisel points	Classic Wing share	DURASTAR Wing share
TERRIA 4030	■	□	□	■	□
TERRIA 5030	■	□	□	■	□
TERRIA 6030	■	□	□	■	□
TERRIA 4040	■	□	□	■	□
TERRIA 5040	■	□	□	■	□
TERRIA 6040	■	□	□	■	□



	Hydraulic jockey wheels (single) 11.5/80-15.3	Hydraulic jockey wheels (single) 11.5/80-15.3	Four wheel chassis	Pneumatic brakes	Track eradicators
TERRIA 4030	■	–	–	□	□
TERRIA 5030	■	–	–	□	□
TERRIA 6030	–	■	□	□	□
TERRIA 4040	■	–	–	□	□
TERRIA 5040	■	–	–	□	□
TERRIA 6040	–	■	□	□	□

■ = Standard, □ = Optional

Often ordered together



DURASTAR PLUS
Wing share

DURASTAR
narrow point



mechanical NOVA
stone protection

hydraulic NOVA
stone protection

Distribution system

TEGOSEM 500

<input type="checkbox"/>	<input type="checkbox"/>	<input checked="" type="checkbox"/>	<input type="checkbox"/>	<input type="checkbox"/>	<input type="checkbox"/>
<input type="checkbox"/>	<input type="checkbox"/>	<input checked="" type="checkbox"/>	<input type="checkbox"/>	<input type="checkbox"/>	<input type="checkbox"/>
<input type="checkbox"/>	<input type="checkbox"/>	<input checked="" type="checkbox"/>	<input type="checkbox"/>	<input type="checkbox"/>	<input type="checkbox"/>
<input type="checkbox"/>	<input type="checkbox"/>	<input checked="" type="checkbox"/>	<input type="checkbox"/>	<input type="checkbox"/>	<input type="checkbox"/>
<input type="checkbox"/>	<input type="checkbox"/>	<input checked="" type="checkbox"/>	<input type="checkbox"/>	<input type="checkbox"/>	<input type="checkbox"/>
<input type="checkbox"/>	<input type="checkbox"/>	<input checked="" type="checkbox"/>	<input type="checkbox"/>	<input type="checkbox"/>	<input type="checkbox"/>



Leveling board

Rear harrow

Lower linkage mounting
Cat. III / Width 3

Ring hitch
1", 1.5", 2" or 3"

TRACTION CONTROL

Warning sign with lighting

<input type="checkbox"/>	<input type="checkbox"/>	<input checked="" type="checkbox"/>	<input type="checkbox"/>	<input type="checkbox"/>	<input checked="" type="checkbox"/>
<input type="checkbox"/>	<input type="checkbox"/>	<input checked="" type="checkbox"/>	<input type="checkbox"/>	<input type="checkbox"/>	<input checked="" type="checkbox"/>
<input type="checkbox"/>	<input type="checkbox"/>	<input checked="" type="checkbox"/>	<input type="checkbox"/>	<input type="checkbox"/>	<input checked="" type="checkbox"/>
<input type="checkbox"/>	<input type="checkbox"/>	<input checked="" type="checkbox"/>	<input type="checkbox"/>	<input type="checkbox"/>	<input checked="" type="checkbox"/>
<input type="checkbox"/>	<input type="checkbox"/>	<input checked="" type="checkbox"/>	<input type="checkbox"/>	<input type="checkbox"/>	<input checked="" type="checkbox"/>
<input type="checkbox"/>	<input type="checkbox"/>	<input checked="" type="checkbox"/>	<input type="checkbox"/>	<input type="checkbox"/>	<input checked="" type="checkbox"/>

More equipment options

- ☒ Hydraulic single line brake
- ☒ Long drawbar (+ 3'3")
- ☒ Lower linkage mounting Cat. IV / Width 3
- ☒ Tine transport protection

Technical data

TERRIA	4030	5030	6030
Linkage	Lower linkage mounting (Cat. III / 3) or 2" ring hitch	Lower linkage mounting (Cat. III / 3) or 2" ring hitch	Lower linkage mounting (Cat. III / 3) or 2" ring hitch
Working width (ft, in)	13'1"	16'5"	19'8"
Transport width (ft, in)	9'10"	9'10"	9'10"
Transport height (ft, in)	8'6"	10'2"	11'8"
Transport length (ft, in)	27'6"	27'6"	27'6"
Number of rows	3	3	3
Number of tines	13	17	21
Tine spacing (in)	12"	11"	11"
Inter row spacing (in)	80	80	80
Underframe clearance (in)	32"	32"	32"
Power requirement from (hp)	180	225	270
Weight with NOVA mechanical (lb) ²	11,081	12,315	14,942
Weight with NOVA hydraulic (lb) ²	10,628	11,718	14,200
Pack ring roller (lb)	1,852	2,293	2,690
Rubber packer roller (lb)	2,072	2,491	2,910
Tandem CONOROLL roller (lb)	2,249	2,722	3,252
Tandem U profile roller (lb)	2,183	2,579	3,020

¹ Basic machine + tandem CONOROLL roller + lighting

² Without rear roller

TERRIA

trailed stubble cultivators

4040	5040	6040
Lower linkage mounting (Cat. III / 3) or 2" ring hitch	Lower linkage mounting (Cat. III / 3) or 2" ring hitch	Lower linkage mounting (Cat. III / 3) or 2" ring hitch
13'1"	16'5"	19'8"
9'10'	9'10'	9'10'
8'6"	10'2"	11'8"
30'2"	30'2"	30'2"
4	4	4
13	17	21
12"	11"	11"
80	80	80
32"	32"	32"
200	250	300
11,357	12,556	15,299
10,903	11,963	14,558
1,852	2,293	2,690
2,072	2,910	2,910
2,249	2,722	3,252
2,183	2,579	3,020



MyPÖTTINGER – it's easy. Anytime. Anywhere.

Benefit from numerous advantages

MyPÖTTINGER is our customer portal that provides you with key information about your PÖTTINGER machines.

Get specific information and useful tips on your PÖTTINGER machines in "My machines". And find out more about the PÖTTINGER product range.

My machines

Add your PÖTTINGER machinery to "My machines" and assign a name. You will receive valuable information such as: useful tips on your machine, operating instructions, spare parts lists, maintenance information, as well as all the technical details and documentation.

Info on the product range

MyPÖTTINGER provides you with machine-specific information for all machines built starting 1997.

Scan the QR code on the machine's data plate with a smartphone or tablet or go to www.mypottinger.com and enter the machine number from the comfort of your own home. You will immediately receive all the information on your machine, such as: instruction manuals, equipment options information, brochures, photos and videos.



Rely on the original

PÖTTINGER ORIGINAL PARTS meet the highest demands in terms of functionality, reliability and performance. These are characteristics that PÖTTINGER is committed to delivering.

That is why we manufacture PÖTTINGER ORIGINAL PARTS from the highest quality materials. We ideally match each individual spare part and wear part to your machinery's overall system. This is because different soil and operating conditions often need to be taken into consideration.

We have been listening to our customers and now offer three different lines – CLASSIC, DURASTAR and DURASTAR PLUS – to make sure you have the right part to meet every requirement. ORIGINAL PARTS are worth every cent, because know-how cannot be copied.

Your advantages

- Immediate and long-term availability.
- Maximum durability thanks to innovative production processes and the use of the highest quality materials.
- Avoidance of malfunctions due to a perfect fit.
- The best working results thanks to optimum match to the overall system of the machine.
- Save time and costs thanks to longer replacement intervals on wear parts.
- Comprehensive quality testing.
- Ongoing advancement through research and development.
- Worldwide spare parts supply.
- Attractive, competitive prices for all spare parts.

Wear parts

The CLASSIC line is for standard duty applications. With these ORIGINAL INSIDE parts we have defined the benchmark for quality, best price/performance ratio and reliability.

DURASTAR is the innovation on the wear components market – durable, high quality, productive and reliable.

Are you used to putting your machines to work in the most extreme conditions? Then the DURASTAR PLUS line is the right choice for you.



More success with PÖTTINGER

- A family-owned company since 1871
Your reliable partner
- Specialist for arable and grassland
- Future-safe innovation for outstanding working results
- Roots in Austria – at home throughout the world

You can rely on our TERRIA

- The generous underframe clearance and the well thought-out tine spacing ensure blockage-free operation.
- Perfect ground tracking thanks to jockey wheels, adjustable drawbar cylinders and adaptable tillage tools.
- Trust in PÖTTINGER. Harvest success.

Ask for more information:

PÖTTINGER Landtechnik GmbH

Industriegelände 1
4710 Grieskirchen
Austria
Phone +43 7248 600-0
info@poettinger.at
www.poettinger.at

POETTINGER Canada Inc.

460 Rue Robinson Sud
Granby, QC, J2G 7N6
Canada
Phone +1 450 372 5595
info@poettinger.ca
www.poettinger.ca

POETTINGER US, Inc.

2855 Slover Road
Valparaiso, IN 46383
USA
Phone +1 219 510 5534
info@poettinger.us
www.poettinger.us