





















Derette XC1100

Canada's Premier Choice



-  **Kubota D1105** Diesel, 25hp
 -  **Hansa TMP** Triple Pumps
 -  **Hydrocontrol** Pilot Controls
 -  **Impro Fluidtek** Hydraulic Drives
 -  Aux Flow **15 gpm** at 2,900 psi
 -  35" or 37" Width
 -  Max Speed 3.5 mph - 6 km/h
 -  Cushioned Operator Station
 -  Gas Strut Hood Support
 -  Choice of 8" or 9" Wide Tracks
 -  **3,615 lb** Machine Weight
 -  Standard CII Attachment Plate
 -  Standard 47" Bucket Included
 -  2 Year Engine, 2 Year Parts Warranty
-  **Ultimate Strength**
Rated lift capacity **1,650 lb**
 -  **Parking Brake**
Engage on slopes
Safer for transport on trailers
 -  **Loader Float Function**
Push control lever forward
Ideal for brooms & brushes
Snow removal
 -  **Radial Lift**
Familiar operation
Load approaches vertical COM



+1 (613) 866-5190



sales@derettedirect.com



www.derettedirect.com



Item	XC1100	
	With Rubber Track	
	Kubota D1105	
	Metric	U.S.
Key Specifications		
Rated Power (KW)	18.4(25Hp)	
Operating Weight	1690 Kg	3718 Lb
Rated Operating Capacity	750 kg	1650 Lb
Ground Pressure (Rubber)	2657 Kg/m²	3.81 Psi
Auxiliary Hydraulic Flow	56.8 L/Min	15 Gal/Min
Auxiliary Hydraulic Pressure	20 Mpa	2900Psi
Rotating speed (Rpm)	Kubota:3220	
Noise (Db)	≤95	
Engine		
	EU NRM 97/68/EC Stage 5	
Emissions Tier	EPA Tier 4 Final	
Engine Cooling	Liquid	
Engine Fuel	Diesel	
Displacement	1.131 L	69 in³
Number of Cylinders	3	
Performance		
Tipping Load	1454 KG	3199 Lb
Travel Speed	5.8 Km/h	3.52 Mph
Travel Speed - Reverse	5 Km/h	3.1 Mph
Attachment Mounting System	CII (Common Industry Interface)	
Capacities		
Fuel Tank	40 L	10.7 Gal
Hydraulic system		
Hydraulic oil tank capacity	35 L	9.25 Gal
Pump Capacity	48 L/ Min	12.68 Gal/Min
System Relief @ Quick Couplers	200 Bar	2900 Psi



+1 (613) 866-5190
sales@derettedirect.com
www.derettedirect.com